

APPLICABLE TO:
THE VALERON TOWER WEST




32.50 sq.m. STUDIO TYPE C
 INNER UNIT - 32.50 sq.m. / 349.82 sq.ft.
 GROSS FLOOR AREA - 32.50 sq.m. / 349.82 sq.ft.

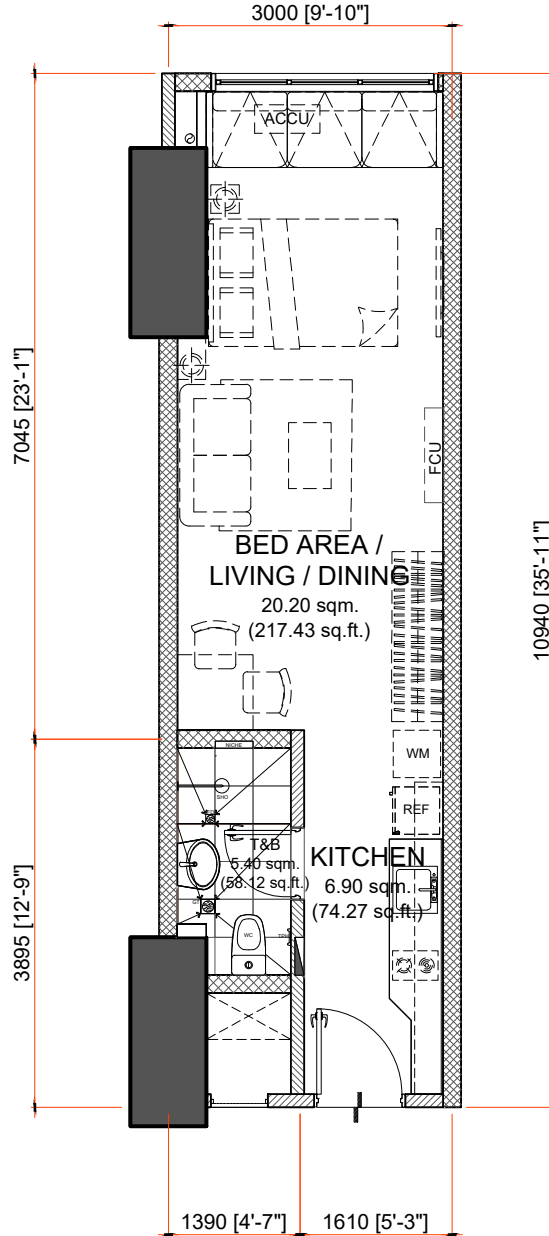
SCALE: 1:80 mtrs.

NOTE:

- DIMENSIONS & AREAS MAY VARY BASED ON ACTUAL SITE CONDITION.
- FURNITURE & APPLIANCES ARE NOT INCLUDED.
- FLOOR PLANS DEPICTED IN THIS MATERIAL ARE FOR ILLUSTRATION PURPOSE ONLY
- ALL PLANS DETAIL AND SPECIFICATION CONTAINED HEREIN ARE SUBJECT TO CHANGE WITHOUT PRIOR NOTICE AND DO NOT CONSTITUTE PART OF ANY OFFER OR CONTRACT.

INNER UNIT	AREA	
	SQ. MTR.	SQ. FT.
LIVING / DINING / BED AREA	20.20	217.43
KITCHEN	6.90	74.27
T&B	5.40	58.12
UNIT AREA	32.50	349.82
GR. FLR. AREA	32.50	349.82

NOTED BY:		
NOEL		11MAR25
FE		3/11/25
ANA		3/12



32.50 sq.m. STUDIO TYPE C.1
INNER UNIT - 32.50 sq.m. / 349.82 sq.ft.
GROSS FLOOR AREA - 32.50 sq.m. / 349.82 sq.ft.




SCALE: 1:80 mtrs.

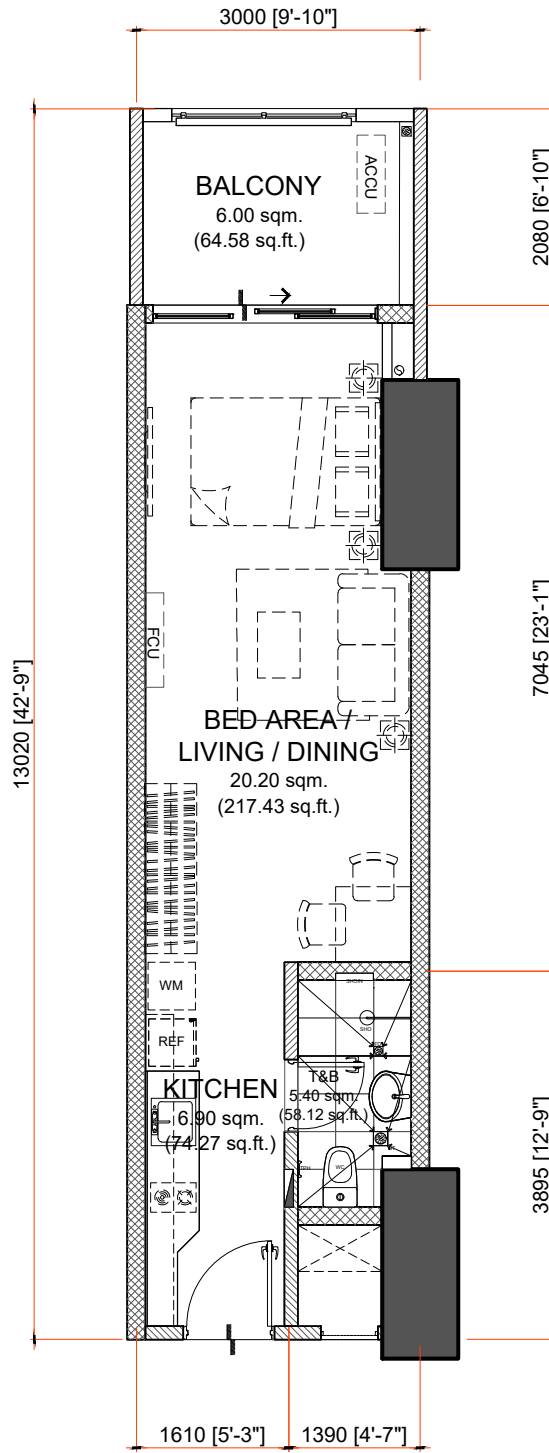
NOTE:

- DIMENSIONS & AREAS MAY VARY BASED ON ACTUAL SITE CONDITION.
- FURNITURE & APPLIANCES ARE NOT INCLUDED.
- FLOOR PLANS DEPICTED IN THIS MATERIAL ARE FOR ILLUSTRATION PURPOSE ONLY
- ALL PLANS DETAIL AND SPECIFICATION CONTAINED HEREIN ARE SUBJECT TO CHANGE WITHOUT PRIOR NOTICE AND DO NOT CONSTITUTE PART OF ANY OFFER OR CONTRACT.

**APPLICABLE TO:
 THE VALERON TOWER WEST**

INNER UNIT	AREA	
	SQ. MTR.	SQ. FT.
LIVING / DINING / BED AREA	20.20	217.43
KITCHEN	6.90	74.27
T&B	5.40	58.12
UNIT AREA	32.50	349.82
GR. FLR. AREA	32.50	349.82

NOTED BY:		
NOEL		11MAR25
FE		2/11/25
ANA		3/12



32.50 sq.m. STUDIO TYPE D
INNER UNIT - 32.50 sq.m. / 349.82 sq.ft.
 BALCONY AREA - 6.00 sq.m. / 64.58 sq.ft.
 GROSS FLOOR AREA - 38.50 sq.m. / 414.40 sq.ft.

SCALE: 1:80 mtrs.

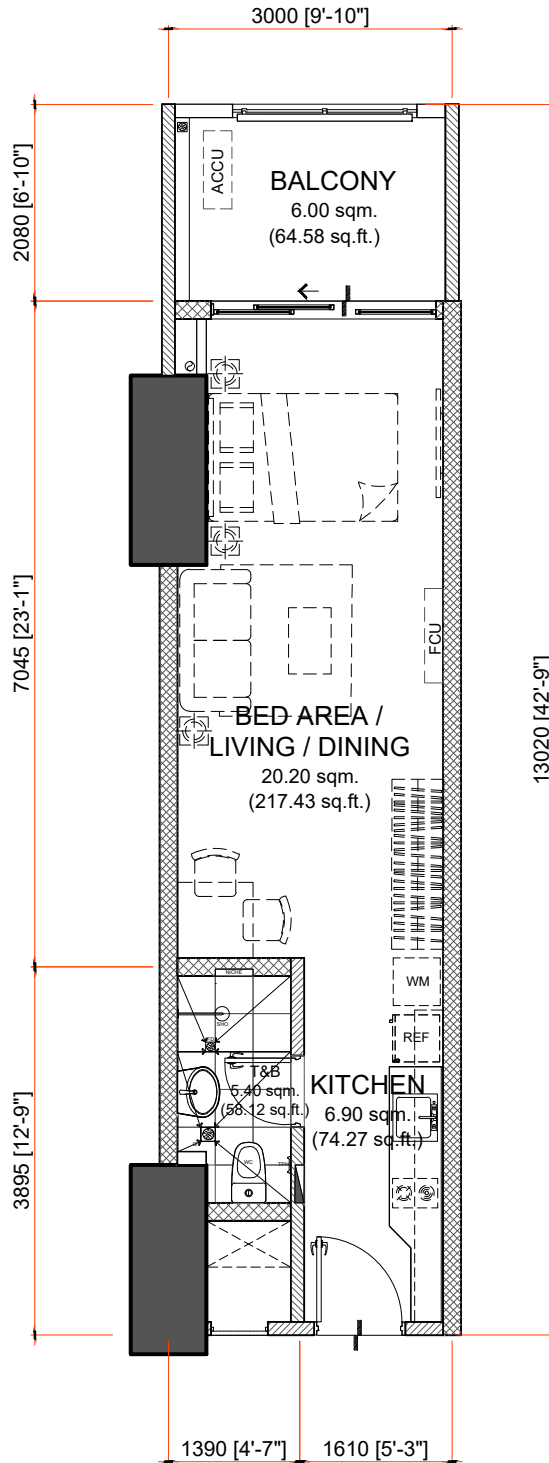
NOTE:

- DIMENSIONS & AREAS MAY VARY BASED ON ACTUAL SITE CONDITION.
- FURNITURE & APPLIANCES ARE NOT INCLUDED.
- FLOOR PLANS DEPICTED IN THIS MATERIAL ARE FOR ILLUSTRATION PURPOSE ONLY
- ALL PLANS DETAIL AND SPECIFICATION CONTAINED HEREIN ARE SUBJECT TO CHANGE WITHOUT PRIOR NOTICE AND DO NOT CONSTITUTE PART OF ANY OFFER OR CONTRACT.

APPLICABLE TO:
THE VALERON TOWER WEST

INNER UNIT	AREA	
	SQ. MTR.	SQ. FT.
LIVING / DINING / BED AREA	20.20	217.43
KITCHEN	6.90	74.27
T&B	5.40	58.12
UNIT AREA	32.50	349.82
BALCONY	6.00	64.58
GR. FLR. AREA	38.50	414.40

NOTED BY:		
NOEL		11MAR25
FE		3/11/25
ANA		3/12



NOTED BY:		
NOEL		11MAR25
FE		3/11/25
ANA		3/12

32.50 sq.m. STUDIO TYPE D.1
 INNER UNIT - 32.50 sq.m. / 349.82 sq.ft.
 BALCONY AREA - 6.00 sq.m. / 64.58 sq.ft.
 GROSS FLOOR AREA - 38.50 sq.m. / 414.40 sq.ft.

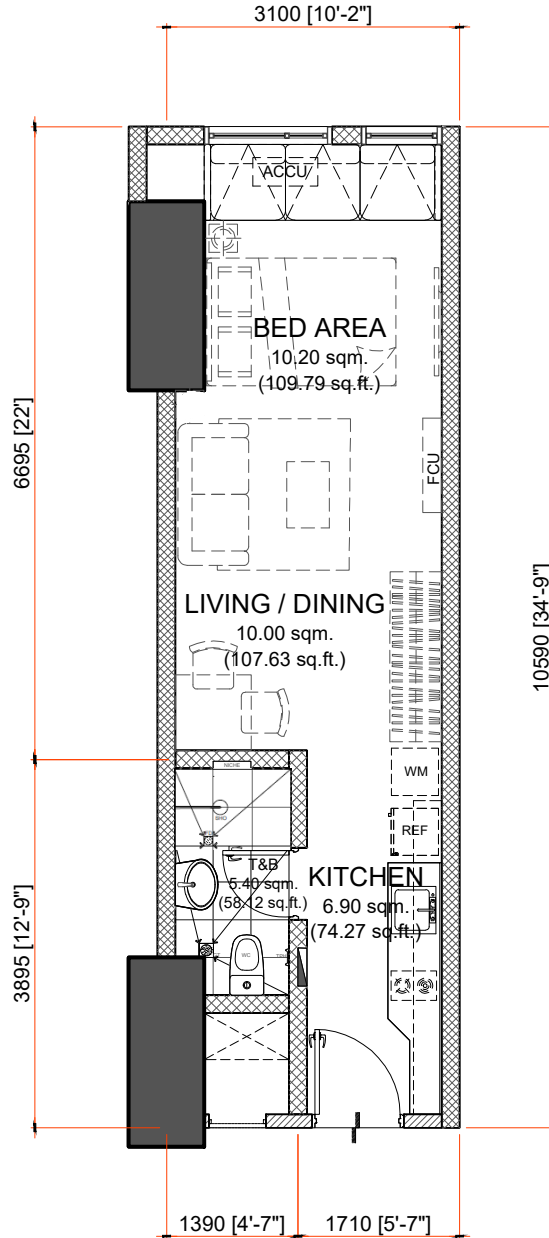
SCALE: 1:80 mtrs.

NOTE:

- DIMENSIONS & AREAS MAY VARY BASED ON ACTUAL SITE CONDITION.
- FURNITURE & APPLIANCES ARE NOT INCLUDED.
- FLOOR PLANS DEPICTED IN THIS MATERIAL ARE FOR ILLUSTRATION PURPOSE ONLY
- ALL PLANS DETAIL AND SPECIFICATION CONTAINED HEREIN ARE SUBJECT TO CHANGE WITHOUT PRIOR NOTICE AND DO NOT CONSTITUTE PART OF ANY OFFER OR CONTRACT.

APPLICABLE TO:
THE VALERON TOWER WEST

INNER UNIT	AREA	
	SQ. MTR.	SQ. FT.
LIVING / DINING / BED AREA	20.20	217.43
KITCHEN	6.90	74.27
T&B	5.40	58.12
UNIT AREA	32.50	349.82
BALCONY	6.00	64.58
GR. FLR. AREA	38.50	414.40



NOTED BY:		
NOEL		31AUG23
BEVS		12SEP2023
RIZA		Sep 5, 2023
ANA		9/13

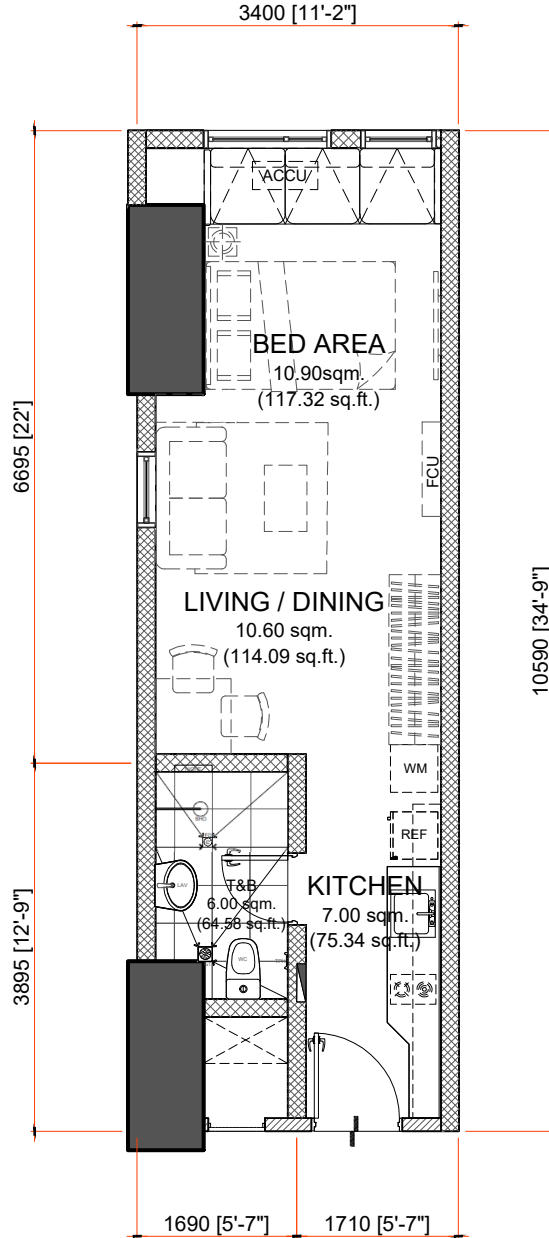
32.50 sq.m. STUDIO TYPE A.1
 INNER UNIT - 32.50 sq.m. / 349.82 sq.ft.
 GROSS FLOOR AREA - 32.50 sq.m. / 349.82 sq.ft.

SCALE: 1:80 mtrs.

NOTE:
 - DIMENSIONS & AREAS MAY VARY BASED ON ACTUAL SITE CONDITION.
 - FURNITURE & APPLIANCES ARE NOT INCLUDED.
 - FLOOR PLANS DEPICTED IN THIS MATERIAL ARE FOR ILLUSTRATION PURPOSE ONLY
 - ALL PLANS DETAIL AND SPECIFICATION CONTAINED HEREIN ARE SUBJECT TO CHANGE WITHOUT PRIOR NOTICE AND DO NOT CONSTITUTE PART OF ANY OFFER OR CONTRACT.

**APPLICABLE TO:
 EAST WING**

INNER UNIT	AREA	
	SQ. MTR.	SQ. FT.
LIVING/ DINING	10.00	107.63
KITCHEN	6.90	74.27
BED AREA	10.20	109.79
T&B	5.40	58.12
UNIT AREA	32.50	349.82
GR. FLR. AREA	32.50	349.82



NOTED BY:	
NOEL	31AUG23
BEVS	12SEP2023
RIZA	Sep 5, 2023
ANA	9/13

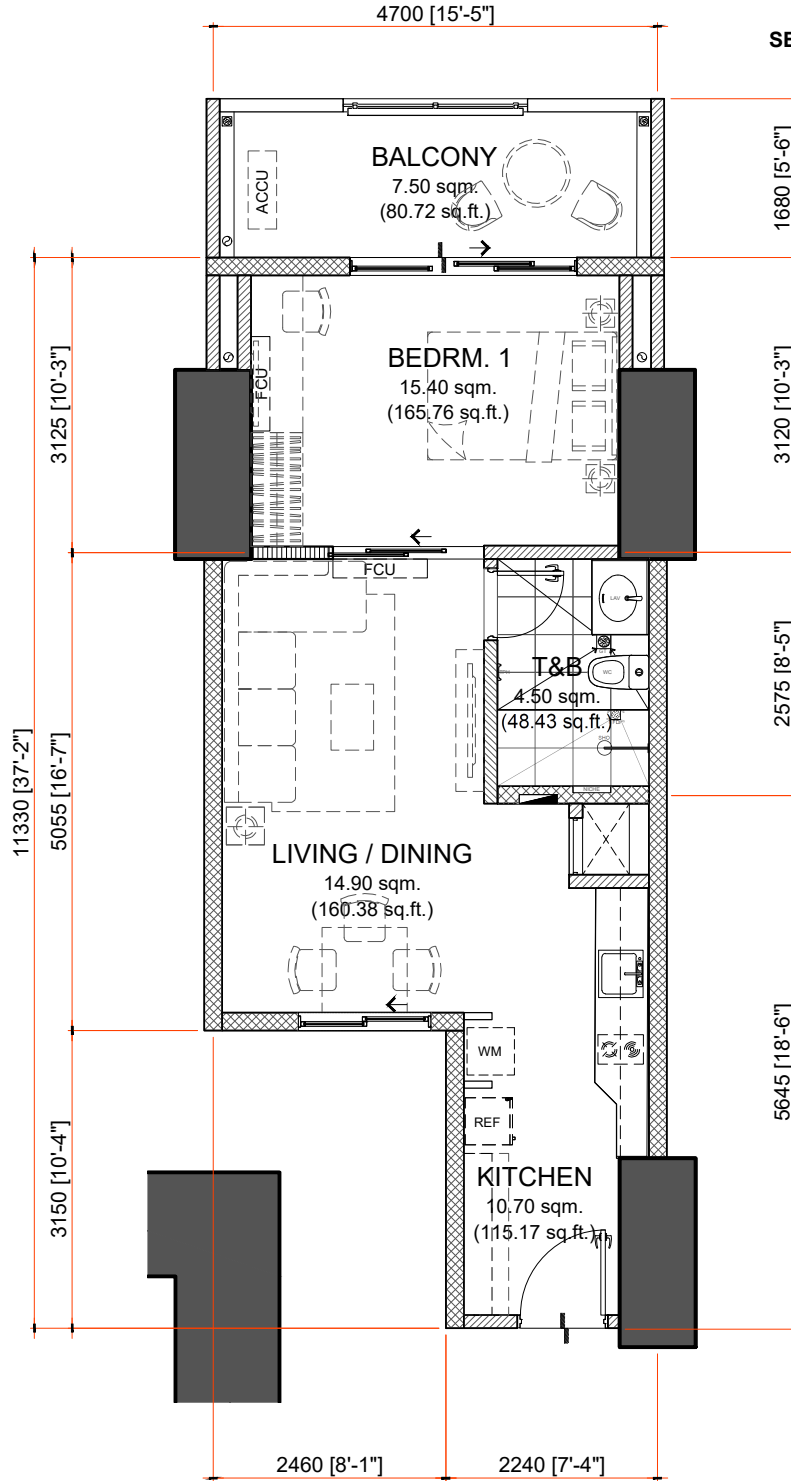
34.50 sq.m. STUDIO TYPE B.1
 INNER UNIT - 34.50 sq.m. / 371.34 sq.ft.
 GROSS FLOOR AREA - 34.50 sq.m. / 371.34 sq.ft.

SCALE: 1:80 mtrs.

NOTE:
 - DIMENSIONS & AREAS MAY VARY BASED ON ACTUAL SITE CONDITION.
 - FURNITURE & APPLIANCES ARE NOT INCLUDED.
 - FLOOR PLANS DEPICTED IN THIS MATERIAL ARE FOR ILLUSTRATION PURPOSE ONLY
 - ALL PLANS DETAIL AND SPECIFICATION CONTAINED HEREIN ARE SUBJECT TO CHANGE WITHOUT PRIOR NOTICE AND DO NOT CONSTITUTE PART OF ANY OFFER OR CONTRACT.

**APPLICABLE TO:
 EAST WING**

INNER UNIT	AREA	
	SQ. MTR.	SQ. FT.
LIVING/ DINING	10.60	114.09
KITCHEN	7.00	75.34
BED AREA	10.90	117.32
T&B	6.00	64.58
UNIT AREA	34.50	371.35
GR. FLR. AREA	34.50	371.35



APPLICABLE TO:
WEST WING

45.50 sq.m. 1-BR TYPE A

INNER UNIT - 45.50 sq.m. / 489.74 sq.ft.

BALCONY AREA - 7.50 sq.m. / 80.72 sq.ft.

GROSS FLOOR AREA - 53.00 sq.m. / 570.46 sq.ft.

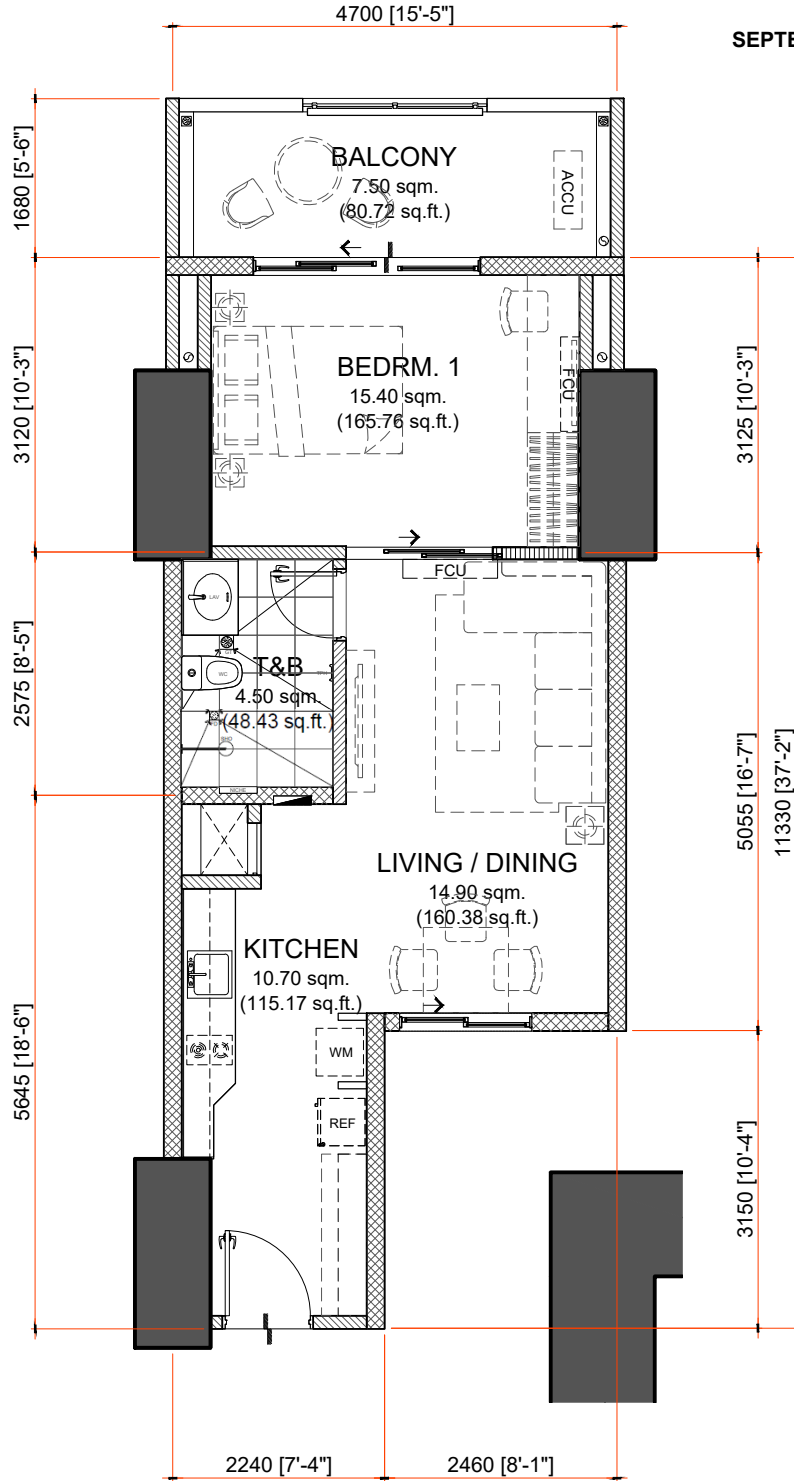
SCALE: 1:80 mtrs.

NOTE:

- DIMENSIONS & AREAS MAY VARY BASED ON ACTUAL SITE CONDITION.
- FURNITURE & APPLIANCES ARE NOT INCLUDED.
- FLOOR PLANS DEPICTED IN THIS MATERIAL ARE FOR ILLUSTRATION PURPOSE ONLY
- ALL PLANS DETAIL AND SPECIFICATION CONTAINED HEREIN ARE SUBJECT TO CHANGE WITHOUT PRIOR NOTICE AND DO NOT CONSTITUTE PART OF ANY OFFER OR CONTRACT.

INNER UNIT	AREA	
	SQ. MTR.	SQ. FT.
LIVING/ DINING	14.90	160.38
KITCHEN	10.70	115.17
BEDROOM	15.40	165.76
T&B	4.50	48.43
BALCONY	7.50	80.72
UNIT AREA	45.50	489.74
GR. FLR. AREA	53.00	570.46

NOTED BY:		
NOEL		31AUG23
BEVS		12SEP2023
RIZA		Sep 5, 2023
ANA		9/13



APPLICABLE TO:
WEST WING

45.50 sq.m. 1-BR TYPE A.1

INNER UNIT - 45.50 sq.m. / 489.74 sq.ft.

BALCONY AREA - 7.50 sq.m. / 80.72 sq.ft.

GROSS FLOOR AREA - 53.00 sq.m. / 570.46 sq.ft.

SCALE:

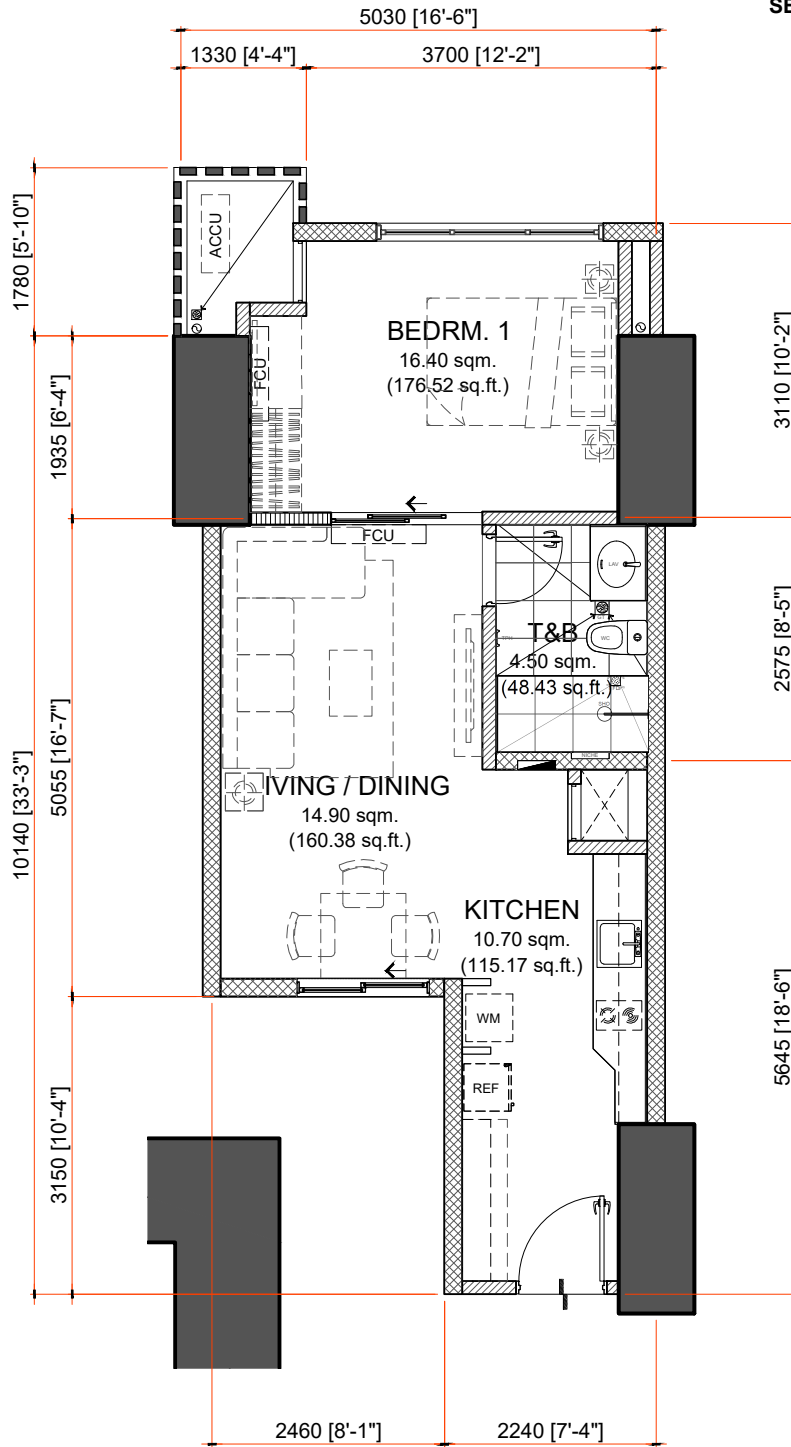
1:80 mtrs.

NOTE:

- DIMENSIONS & AREAS MAY VARY BASED ON ACTUAL SITE CONDITION.
- FURNITURE & APPLIANCES ARE NOT INCLUDED.
- FLOOR PLANS DEPICTED IN THIS MATERIAL ARE FOR ILLUSTRATION PURPOSE ONLY
- ALL PLANS DETAIL AND SPECIFICATION CONTAINED HEREIN ARE SUBJECT TO CHANGE WITHOUT PRIOR NOTICE AND DO NOT CONSTITUTE PART OF ANY OFFER OR CONTRACT.

INNER UNIT	AREA	
	SQ. MTR.	SQ. FT.
LIVING/ DINING	14.90	160.38
KITCHEN	10.70	115.17
BEDROOM	15.40	165.76
T&B	4.50	48.43
BALCONY	7.50	80.72
UNIT AREA	45.50	489.74
GR. FLR. AREA	53.00	570.46

NOTED BY:		
NOEL		31AUG23
BEVS		12SEP2023
RIZA		Sep 5, 2023
ANA		9/13



APPLICABLE TO:
EAST WING & WEST WING

NOTED BY:		
NOEL		31AUG23
BEVS		12SEP2023
RIZA		Sep 5, 2023
ANA		9/13

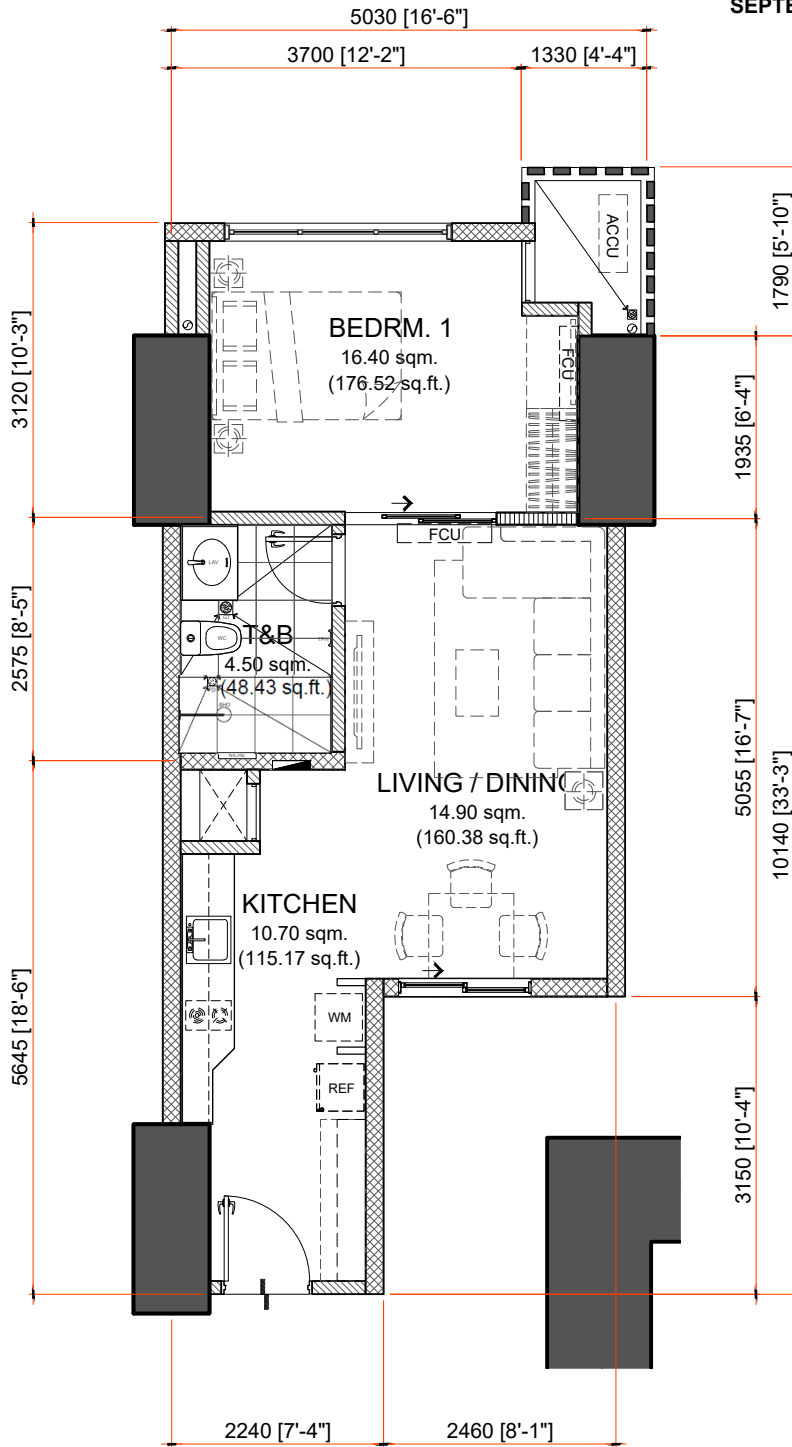
46.50 sq.m. 1-BR TYPE B
INNER UNIT - 46.50 sq.m. / 500.50 sq.ft.
GROSS FLOOR AREA - 46.50 sq.m. / 500.50 sq.ft.

SCALE: 1:80 mtrs.

NOTE:

- DIMENSIONS & AREAS MAY VARY BASED ON ACTUAL SITE CONDITION.
- FURNITURE & APPLIANCES ARE NOT INCLUDED.
- FLOOR PLANS DEPICTED IN THIS MATERIAL ARE FOR ILLUSTRATION PURPOSE ONLY
- ALL PLANS DETAIL AND SPECIFICATION CONTAINED HEREIN ARE SUBJECT TO CHANGE WITHOUT PRIOR NOTICE AND DO NOT CONSTITUTE PART OF ANY OFFER OR CONTRACT.

INNER UNIT	AREA	
	SQ. MTR.	SQ. FT.
LIVING/ DINING	14.90	160.38
KITCHEN	10.70	115.17
BEDROOM	16.40	176.52
T&B	4.50	48.43
UNIT AREA	46.50	500.50
GR. FLR. AREA	46.50	500.50



APPLICABLE TO:
EAST WING & WEST WING

NOTED BY:		
NOEL		31AUG23
BEVS		12SEP2023
RIZA		Sep 5, 2023
ANA		9/13

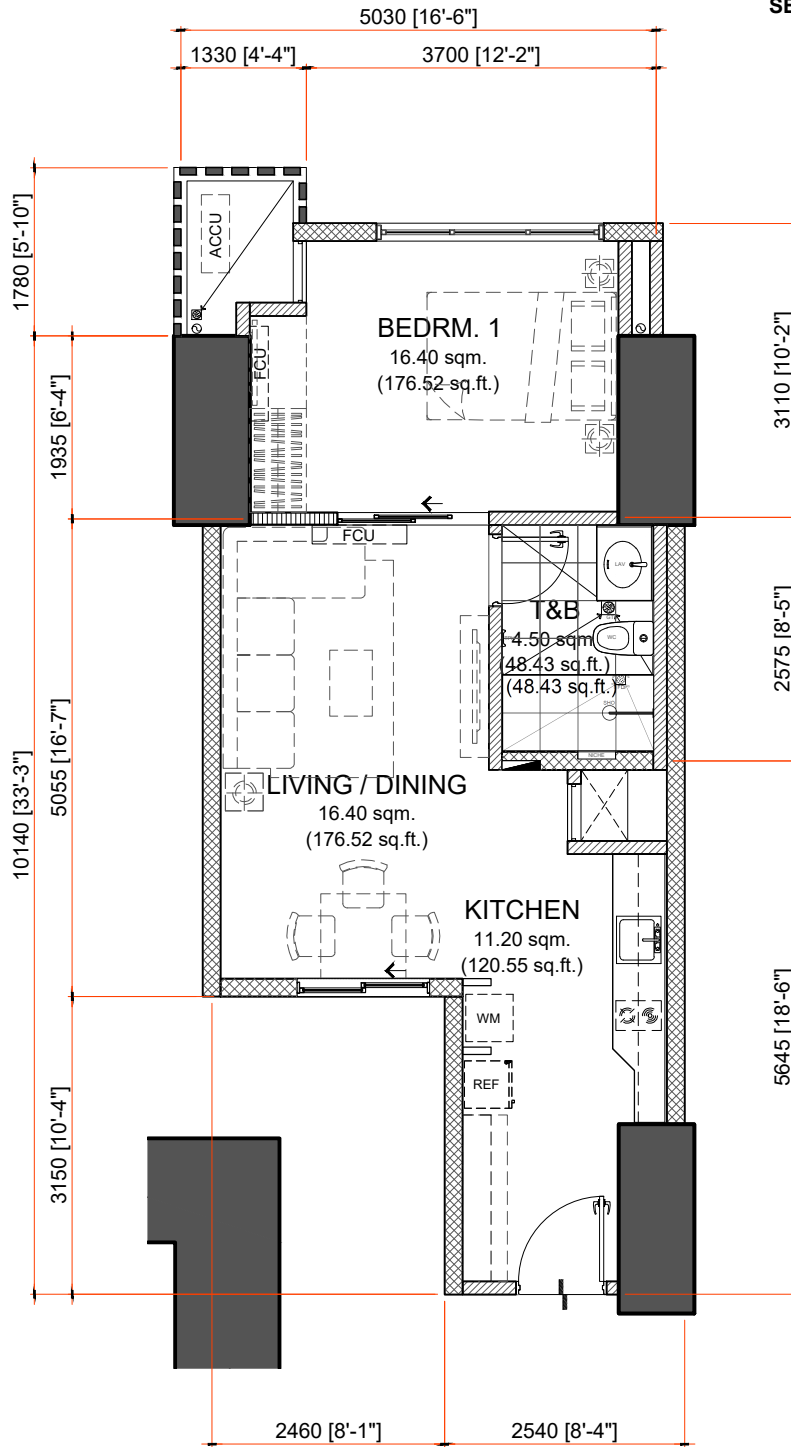
46.50 sq.m. 1-BR TYPE B.1
INNER UNIT - 46.50 sq.m. / 500.50 sq.ft.
GROSS FLOOR AREA - 46.50 sq.m. / 500.50 sq.ft.

SCALE: 1:80 mtrs.

NOTE:

- DIMENSIONS & AREAS MAY VARY BASED ON ACTUAL SITE CONDITION.
- FURNITURE & APPLIANCES ARE NOT INCLUDED.
- FLOOR PLANS DEPICTED IN THIS MATERIAL ARE FOR ILLUSTRATION PURPOSE ONLY
- ALL PLANS DETAIL AND SPECIFICATION CONTAINED HEREIN ARE SUBJECT TO CHANGE WITHOUT PRIOR NOTICE AND DO NOT CONSTITUTE PART OF ANY OFFER OR CONTRACT.

INNER UNIT	AREA	
	SQ. MTR.	SQ. FT.
LIVING/ DINING	14.90	160.38
KITCHEN	10.70	115.17
BEDROOM	16.40	176.52
T&B	4.50	48.43
UNIT AREA	46.50	500.50
GR. FLR. AREA	46.50	500.50



APPLICABLE TO:
EAST WING & WEST WING

NOTED BY:		
NOEL		31AUG23
BEVS		12SEP2023
RIZA		Sep 5, 2023
ANA		9/13

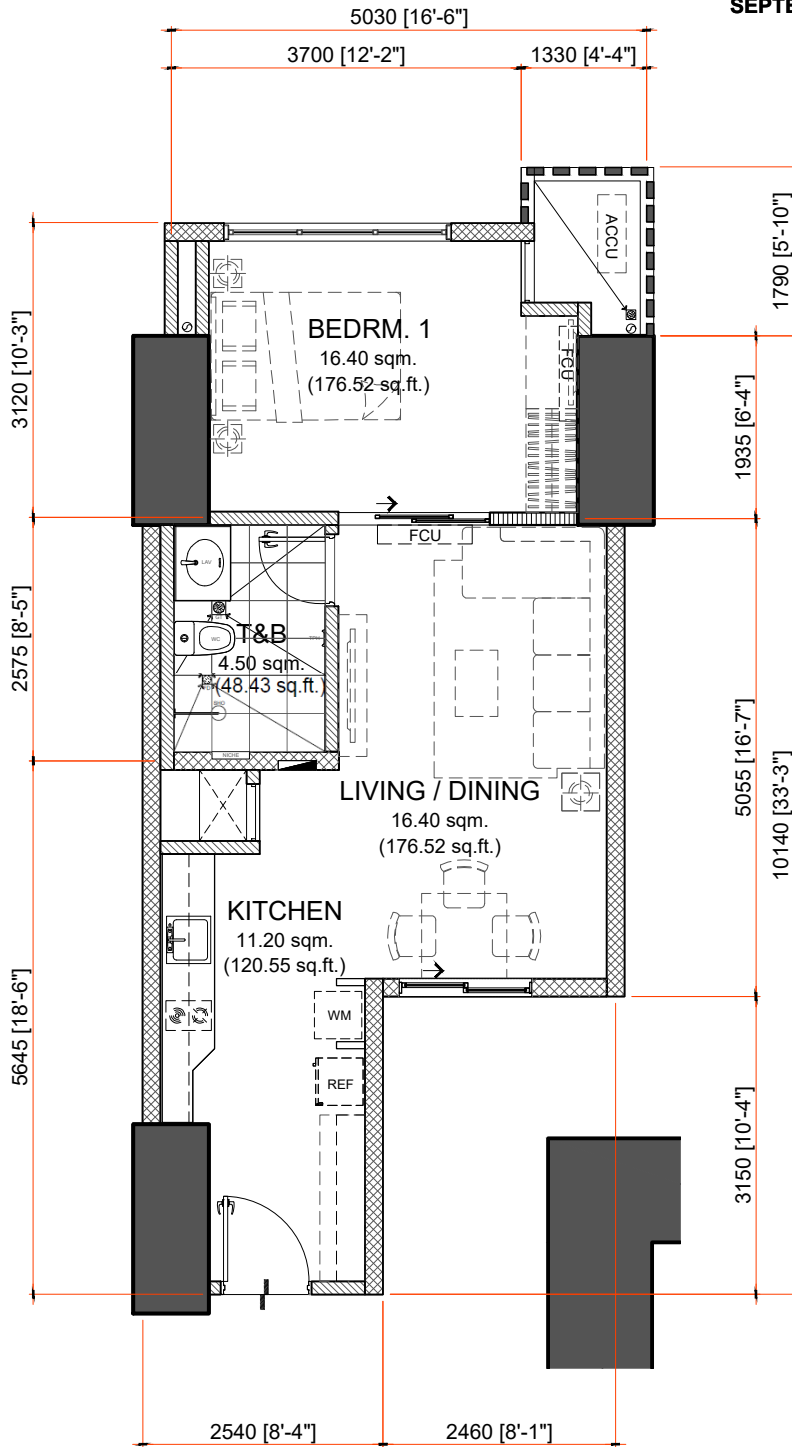
48.50 sq.m. 1-BR TYPE C
INNER UNIT - 48.50 sq.m. / 522.02 sq.ft.
GROSS FLOOR AREA - 48.50 sq.m. / 522.02 sq.ft.

SCALE: 1:80 mtrs.

NOTE:

- DIMENSIONS & AREAS MAY VARY BASED ON ACTUAL SITE CONDITION.
- FURNITURE & APPLIANCES ARE NOT INCLUDED.
- FLOOR PLANS DEPICTED IN THIS MATERIAL ARE FOR ILLUSTRATION PURPOSE ONLY
- ALL PLANS DETAIL AND SPECIFICATION CONTAINED HEREIN ARE SUBJECT TO CHANGE WITHOUT PRIOR NOTICE AND DO NOT CONSTITUTE PART OF ANY OFFER OR CONTRACT.

INNER UNIT	AREA	
	SQ. MTR.	SQ. FT.
LIVING/ DINING	16.40	176.52
KITCHEN	11.20	120.55
BEDROOM	16.40	176.52
T&B	4.50	48.43
UNIT AREA	48.50	522.02
GR. FLR. AREA	48.50	522.02



**APPLICABLE TO:
EAST WING & WEST WING**

NOTED BY:		
NOEL		31AUG23
BEVS		12SEP2023
RIZA		13 Sep 5, 2023
ANA		9/13

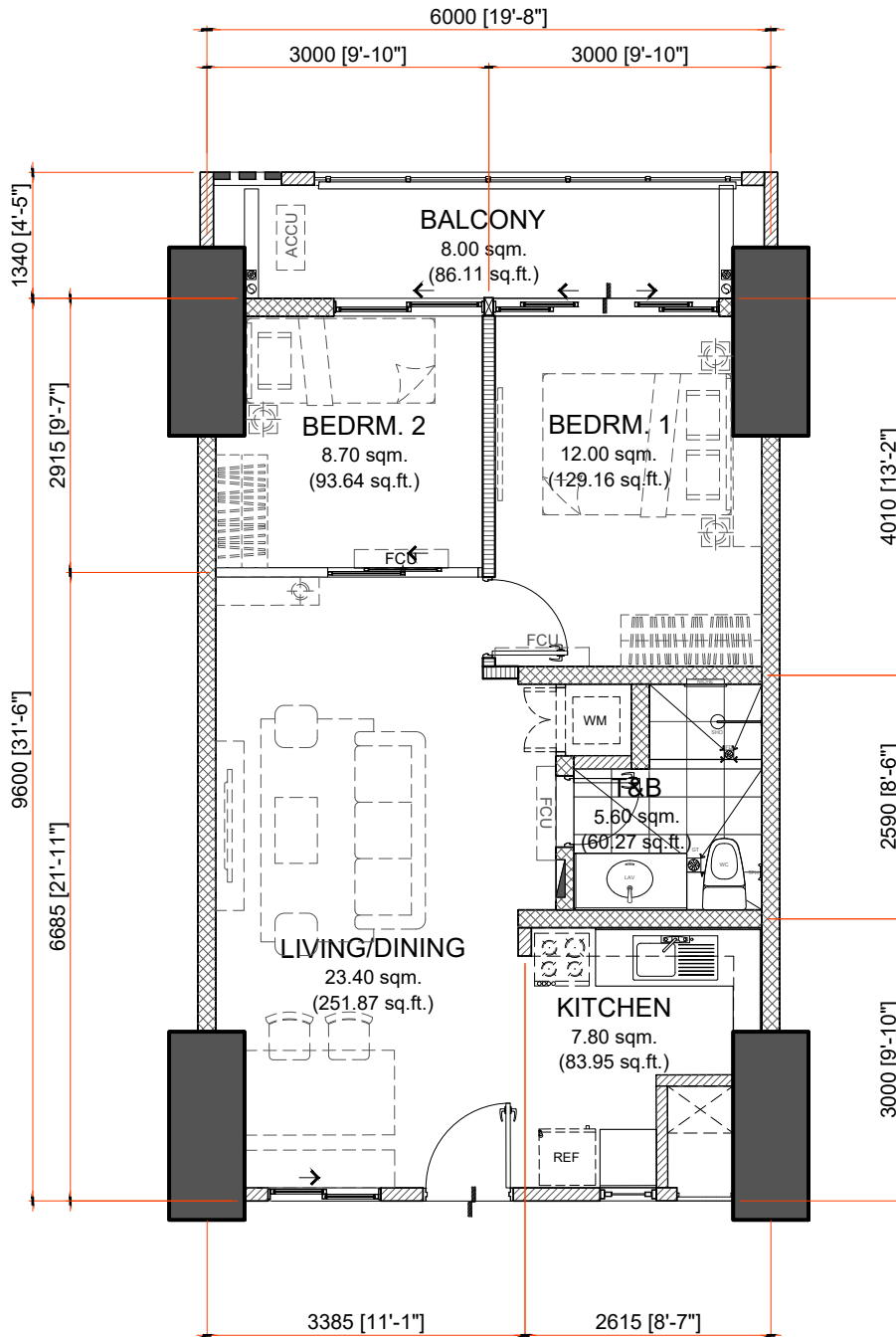
48.50 sq.m. 1-BR TYPE C.1
 INNER UNIT - 48.50 sq.m. / 522.02 sq.ft.
 GROSS FLOOR AREA - 48.50 sq.m. / 522.02 sq.ft.

SCALE: 1:80 mtrs.

NOTE:

- DIMENSIONS & AREAS MAY VARY BASED ON ACTUAL SITE CONDITION.
- FURNITURE & APPLIANCES ARE NOT INCLUDED.
- FLOOR PLANS DEPICTED IN THIS MATERIAL ARE FOR ILLUSTRATION PURPOSE ONLY
- ALL PLANS DETAIL AND SPECIFICATION CONTAINED HEREIN ARE SUBJECT TO CHANGE WITHOUT PRIOR NOTICE AND DO NOT CONSTITUTE PART OF ANY OFFER OR CONTRACT.

INNER UNIT	AREA	
	SQ. MTR.	SQ. FT.
LIVING/ DINING	16.40	176.52
KITCHEN	11.20	120.55
BEDROOM	16.40	176.52
T&B	4.50	48.43
UNIT AREA	48.50	522.02
GR. FLR. AREA	48.50	522.02



APPLICABLE TO:
WEST WING & EAST WING

57.50 sq.m. 2-BR TYPE A
INNER UNIT - 57.50 sq.m. / 618.89 sq.ft.
 WITH BALCONY - 8.00 sq.m. / 86.11 sq.ft.
GROSS FLOOR AREA - 65.50 sq.m. / 705.00 sq.ft.

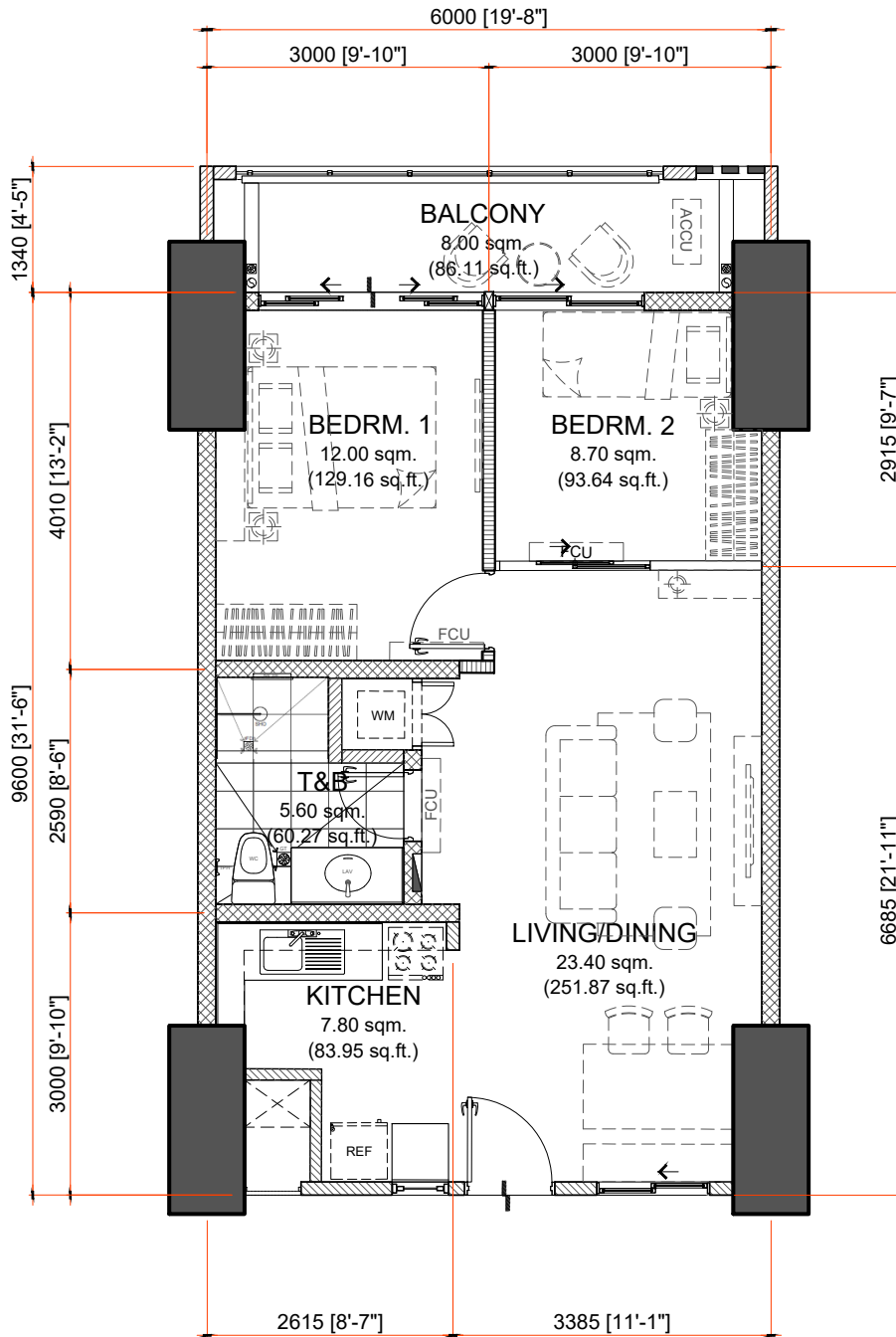
SCALE: 1:80 mtrs.

NOTE:

- DIMENSIONS & AREAS MAY VARY BASED ON ACTUAL SITE CONDITION.
- FURNITURE & APPLIANCES ARE NOT INCLUDED.
- FLOOR PLANS DEPICTED IN THIS MATERIAL ARE FOR ILLUSTRATION PURPOSE ONLY
- ALL PLANS DETAIL AND SPECIFICATION CONTAINED HEREIN ARE SUBJECT TO CHANGE WITHOUT PRIOR NOTICE AND DO NOT CONSTITUTE PART OF ANY OFFER OR CONTRACT.

INNER UNIT	AREA	
	SQ. MTR.	SQ. FT.
LIVING/ DINING	23.40	251.87
KITCHEN	7.80	83.95
BEDROOM 1	12.00	129.16
BEDROOM 2	8.70	93.64
T&B	5.60	60.27
UNIT AREA	57.50	618.89
BALCONY	8.00	86.11
GR. FLR. AREA	65.50	705.00

NOTED BY:		
NOEL		31AUG23
BEVS		12SEP2023
RIZA		Sep 5, 2023
ANA		9/13



APPLICABLE TO:
WEST WING & EAST WING

57.50 sq.m. 2-BR TYPE A.1
INNER UNIT - 57.50 sq.m. / 618.89 sq.ft.
 WITH BALCONY - 8.00 sq.m. / 86.11 sq.ft.
GROSS FLOOR AREA - 65.50 sq.m. / 705.00 sq.ft.

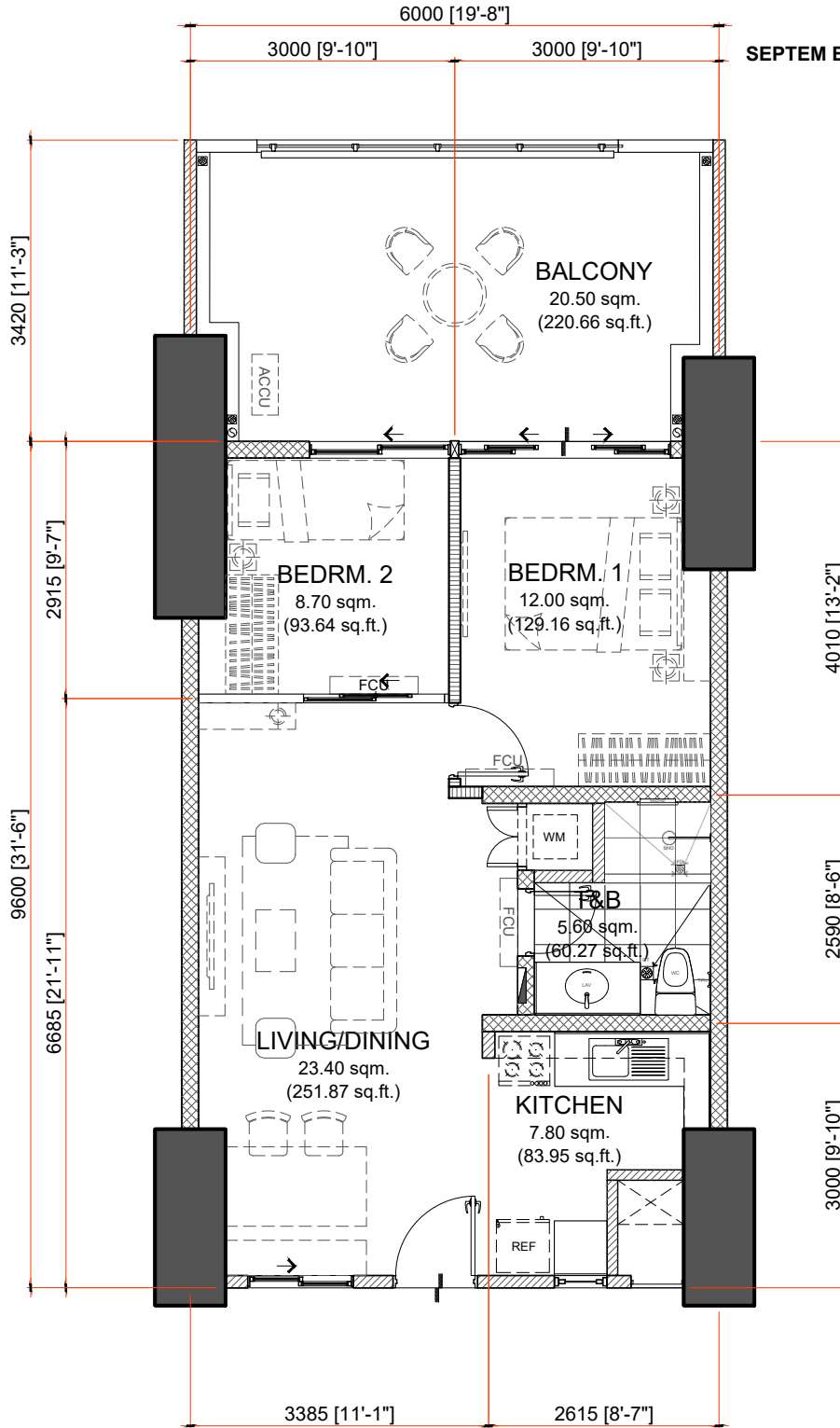
SCALE: 1:80 mtrs.

NOTE:

- DIMENSIONS & AREAS MAY VARY BASED ON ACTUAL SITE CONDITION.
- FURNITURE & APPLIANCES ARE NOT INCLUDED.
- FLOOR PLANS DEPICTED IN THIS MATERIAL ARE FOR ILLUSTRATION PURPOSE ONLY
- ALL PLANS DETAIL AND SPECIFICATION CONTAINED HEREIN ARE SUBJECT TO CHANGE WITHOUT PRIOR NOTICE AND DO NOT CONSTITUTE PART OF ANY OFFER OR CONTRACT.

INNER UNIT	AREA	
	SQ. MTR.	SQ. FT.
LIVING/ DINING	23.40	251.87
KITCHEN	7.80	83.95
BEDROOM 1	12.00	129.16
BEDROOM 2	8.70	93.64
T&B	5.60	60.27
UNIT AREA	57.50	618.89
BALCONY	8.00	86.11
GR. FLR. AREA	65.50	705.00

NOTED BY:		
NOEL		31AUG23
BEVS		12SEP2023
RIZA		Sep 5, 2023
ANA		9/13



APPLICABLE TO:
WEST WING

57.50 sq.m. 2-BR TYPE B
INNER UNIT - 57.50 sq.m. / 618.89 sq.ft.
 WITH BALCONY - 20.50 sq.m. / 220.66 sq.ft.
GROSS FLOOR AREA - 78.00 sq.m. / 839.55 sq.ft.

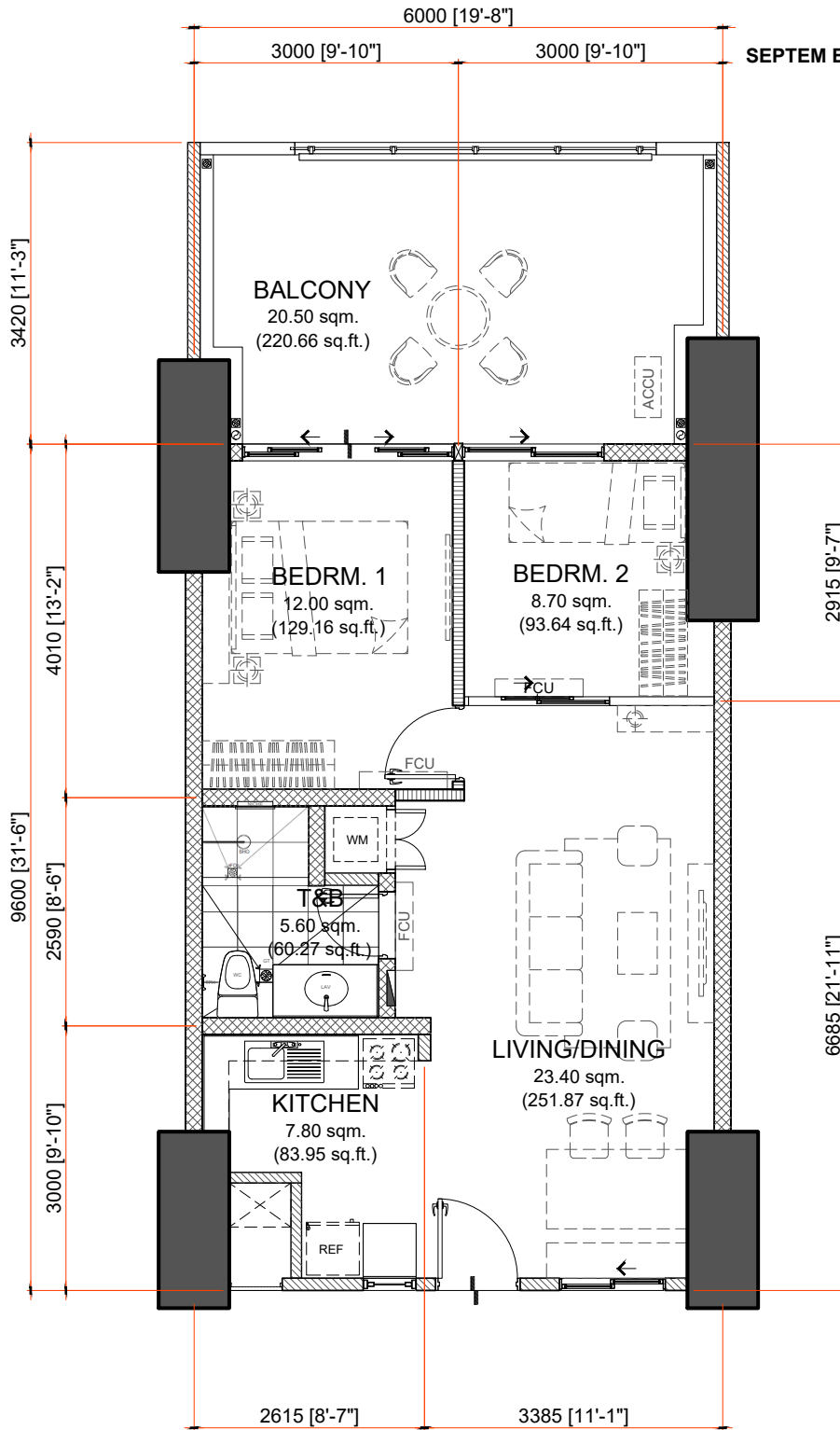
SCALE: 1:80 mtrs.

NOTE:

- DIMENSIONS & AREAS MAY VARY BASED ON ACTUAL SITE CONDITION.
- FURNITURE & APPLIANCES ARE NOT INCLUDED.
- FLOOR PLANS DEPICTED IN THIS MATERIAL ARE FOR ILLUSTRATION PURPOSE ONLY
- ALL PLANS DETAIL AND SPECIFICATION CONTAINED HEREIN ARE SUBJECT TO CHANGE WITHOUT PRIOR NOTICE AND DO NOT CONSTITUTE PART OF ANY OFFER OR CONTRACT.

INNER UNIT	AREA	
	SQ. MTR.	SQ. FT.
LIVING/ DINING	23.40	251.87
KITCHEN	7.80	83.95
BEDROOM 1	12.00	129.16
BEDROOM 2	8.70	93.64
T&B	5.60	60.27
UNIT AREA	57.50	618.89
BALCONY	20.50	220.66
GR. FLR. AREA	78.00	839.55

NOTED BY:		
NOEL		31AUG23
BEVS		12SEP2023
RIZA		Sep 5, 2023
ANA		9/13



APPLICABLE TO:
WEST WING

57.50 sq.m. 2-BR TYPE B.1
INNER UNIT - 57.50 sq.m. / 618.89 sq.ft.
 WITH BALCONY - 20.50 sq.m. / 220.66 sq.ft.
GROSS FLOOR AREA - 78.00 sq.m. / 839.55 sq.ft.

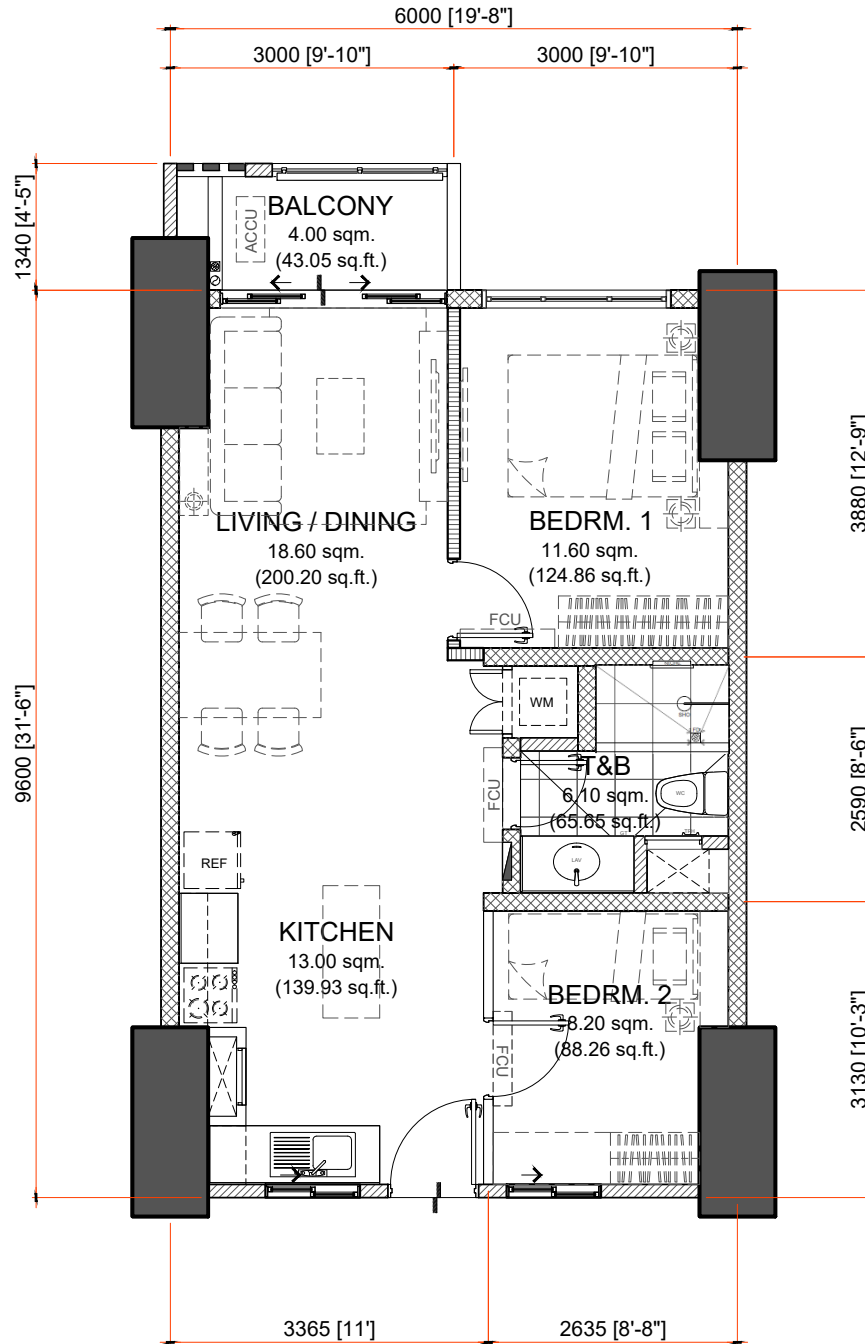
SCALE: 1:80 mtrs.

NOTE:

- DIMENSIONS & AREAS MAY VARY BASED ON ACTUAL SITE CONDITION.
- FURNITURE & APPLIANCES ARE NOT INCLUDED.
- FLOOR PLANS DEPICTED IN THIS MATERIAL ARE FOR ILLUSTRATION PURPOSE ONLY
- ALL PLANS DETAIL AND SPECIFICATION CONTAINED HEREIN ARE SUBJECT TO CHANGE WITHOUT PRIOR NOTICE AND DO NOT CONSTITUTE PART OF ANY OFFER OR CONTRACT.

INNER UNIT	AREA	
	SQ. MTR.	SQ. FT.
LIVING/ DINING	23.40	251.87
KITCHEN	7.80	83.95
BEDROOM 1	12.00	129.16
BEDROOM 2	8.70	93.64
T&B	5.60	60.27
UNIT AREA	57.50	618.89
BALCONY	20.50	220.66
GR. FLR. AREA	78.00	839.55

NOTED BY:		
NOEL		31AUG23
BEVS		12SEP2023
RIZA		Sep 5, 2023
ANA		9/13



APPLICABLE TO:
EAST WING & WEST WING

57.50 sq.m. 2-BR TYPE C

INNER UNIT - 57.50 sq.m. / 618.90 sq.ft.

WITH BALCONY - 4.00 sq.m. / 43.05 sq.ft.

GROSS FLOOR AREA - 61.50 sq.m. / 661.95 sq.ft.

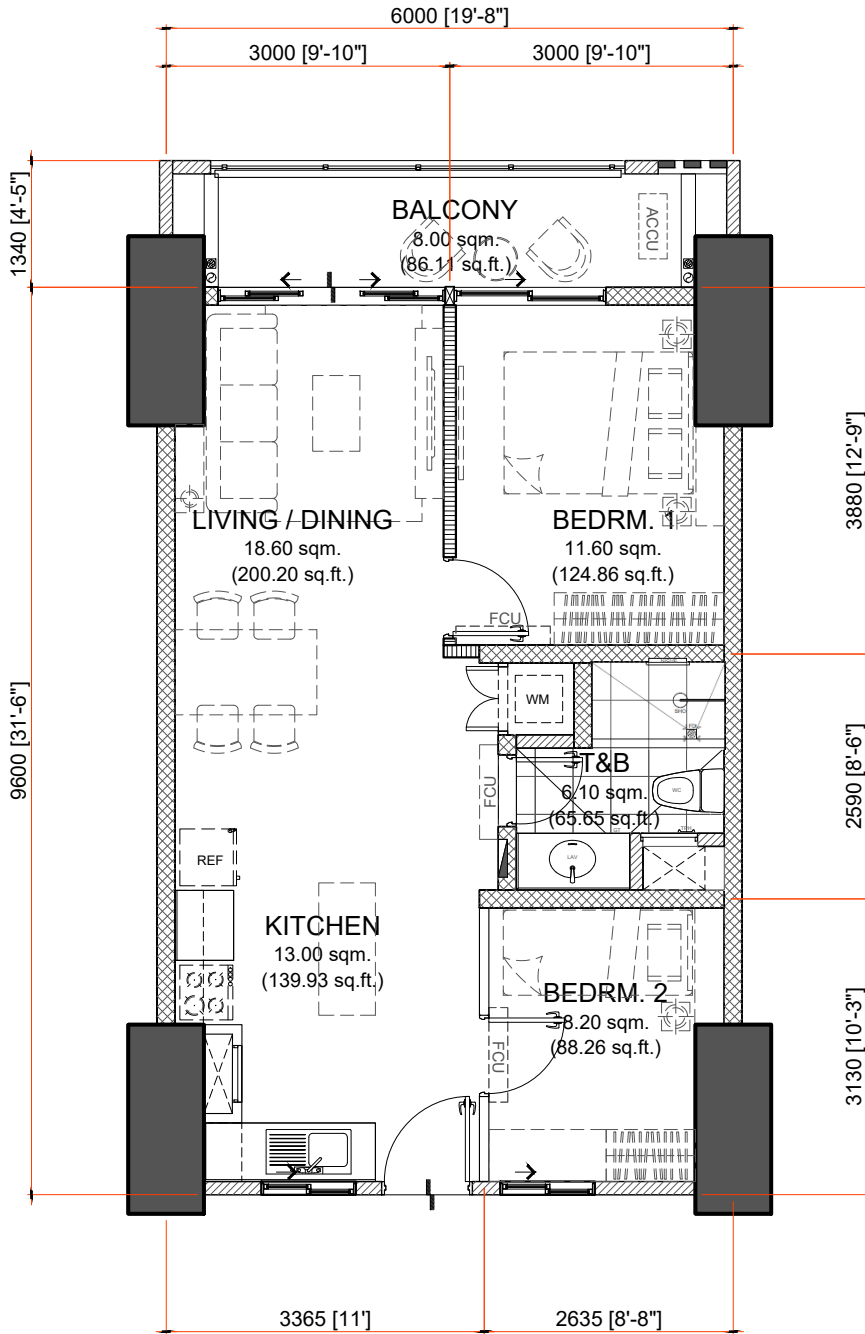
SCALE: 1:80 mtrs.

NOTE:

- DIMENSIONS & AREAS MAY VARY BASED ON ACTUAL SITE CONDITION.
- FURNITURE & APPLIANCES ARE NOT INCLUDED.
- FLOOR PLANS DEPICTED IN THIS MATERIAL ARE FOR ILLUSTRATION PURPOSE ONLY
- ALL PLANS DETAIL AND SPECIFICATION CONTAINED HEREIN ARE SUBJECT TO CHANGE WITHOUT PRIOR NOTICE AND DO NOT CONSTITUTE PART OF ANY OFFER OR CONTRACT.

INNER UNIT	AREA	
	SQ. MTR.	SQ. FT.
LIVING/ DINING	18.60	200.20
KITCHEN	13.00	139.93
BEDROOM 1	11.60	124.86
BEDROOM 2	8.20	88.26
T&B	6.10	65.65
UNIT AREA	57.50	618.90
BALCONY	4.00	43.05
GR. FLR. AREA	61.50	661.95

NOTED BY:		
NOEL		31AUG23
BEVS		12SEP2023
RIZA		Sep 5, 2023
ANA		9/13



APPLICABLE TO:
EAST WING & WEST WING

57.50 sq.m. 2-BR TYPE D
 INNER UNIT - 57.50 sq.m. / 618.90 sq.ft.
 WITH BALCONY - 8.00 sq.m. / 86.11 sq.ft.
 GROSS FLOOR AREA - 65.50 sq.m. / 705.01 sq.ft.

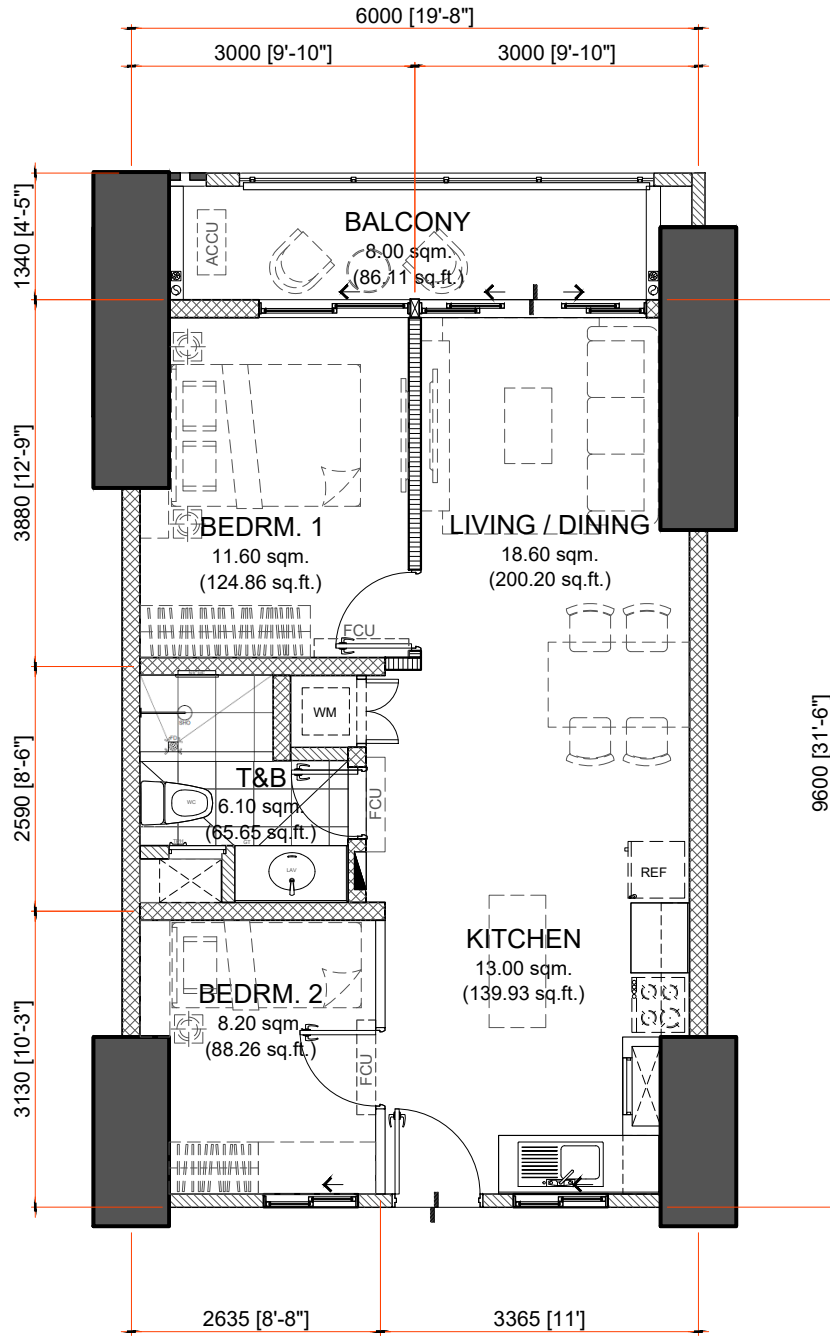
SCALE: 1:80 mtrs.

NOTE:

- DIMENSIONS & AREAS MAY VARY BASED ON ACTUAL SITE CONDITION.
- FURNITURE & APPLIANCES ARE NOT INCLUDED.
- FLOOR PLANS DEPICTED IN THIS MATERIAL ARE FOR ILLUSTRATION PURPOSE ONLY
- ALL PLANS DETAIL AND SPECIFICATION CONTAINED HEREIN ARE SUBJECT TO CHANGE WITHOUT PRIOR NOTICE AND DO NOT CONSTITUTE PART OF ANY OFFER OR CONTRACT.

INNER UNIT	AREA	
	SQ. MTR.	SQ. FT.
LIVING/ DINING	18.60	200.20
KITCHEN	13.00	139.93
BEDROOM 1	11.60	124.86
BEDROOM 2	8.20	88.26
T&B	6.10	65.65
UNIT AREA	57.50	618.90
BALCONY	8.00	86.11
GR. FLR. AREA	65.50	705.01

NOTED BY:		
NOEL		31AUG23
BEVS		12SEP2023
RIZA		Sep 5, 2023
ANA		9/13



**APPLICABLE TO:
EAST WING & WESTWING**

57.50 sq.m. 2-BR TYPE D.1
INNER UNIT - 57.50 sq.m. / 618.90 sq.ft.
WITH BALCONY - 8.00 sq.m. / 86.11 sq.ft.
GROSS FLOOR AREA - 65.50 sq.m. / 705.01 sq.ft.

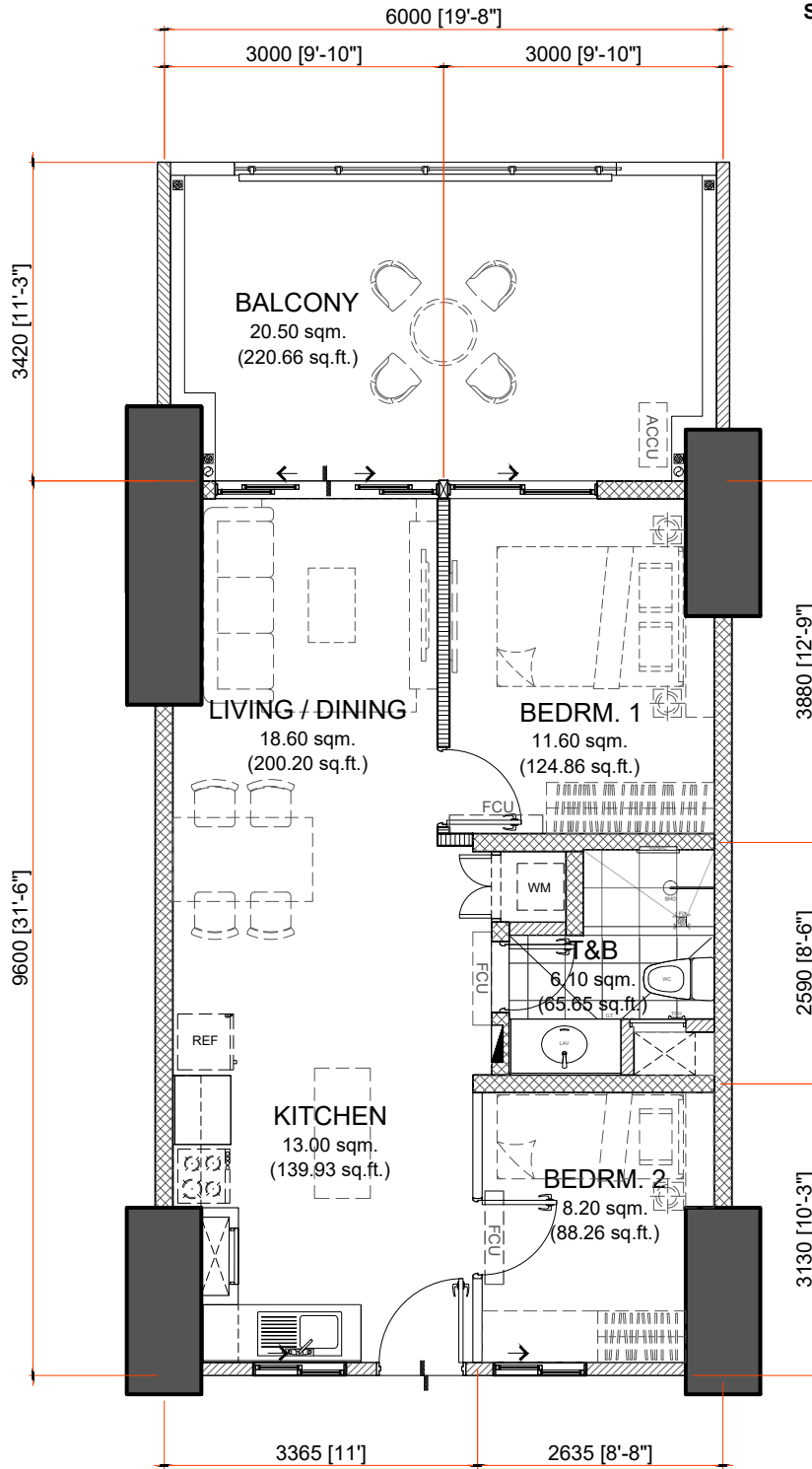
SCALE: 1:80 mtrs.

NOTE:

- DIMENSIONS & AREAS MAY VARY BASED ON ACTUAL SITE CONDITION.
- FURNITURE & APPLIANCES ARE NOT INCLUDED.
- FLOOR PLANS DEPICTED IN THIS MATERIAL ARE FOR ILLUSTRATION PURPOSE ONLY
- ALL PLANS DETAIL AND SPECIFICATION CONTAINED HEREIN ARE SUBJECT TO CHANGE WITHOUT PRIOR NOTICE AND DO NOT CONSTITUTE PART OF ANY OFFER OR CONTRACT.

INNER UNIT	AREA	
	SQ. MTR.	SQ. FT.
LIVING/ DINING	18.60	200.20
KITCHEN	13.00	139.93
BEDROOM 1	11.60	124.86
BEDROOM 2	8.20	88.26
T&B	6.10	65.65
UNIT AREA	57.50	618.90
BALCONY	8.00	86.11
GR. FLR. AREA	65.50	705.01

NOTED BY:		
NOEL		31AUG23
BEVS		12SEP2023
RIZA		5 Sep 5, 2023
ANA		9/13



APPLICABLE TO:
WESTWING

57.50 sq.m. 2-BR TYPE E
INNER UNIT - 57.50 sq.m. / 618.90 sq.ft.
WITH BALCONY - 20.50 sq.m. / 220.65 sq.ft.
GROSS FLOOR AREA - 78.00 sq.m. / 839.55 sq.ft.

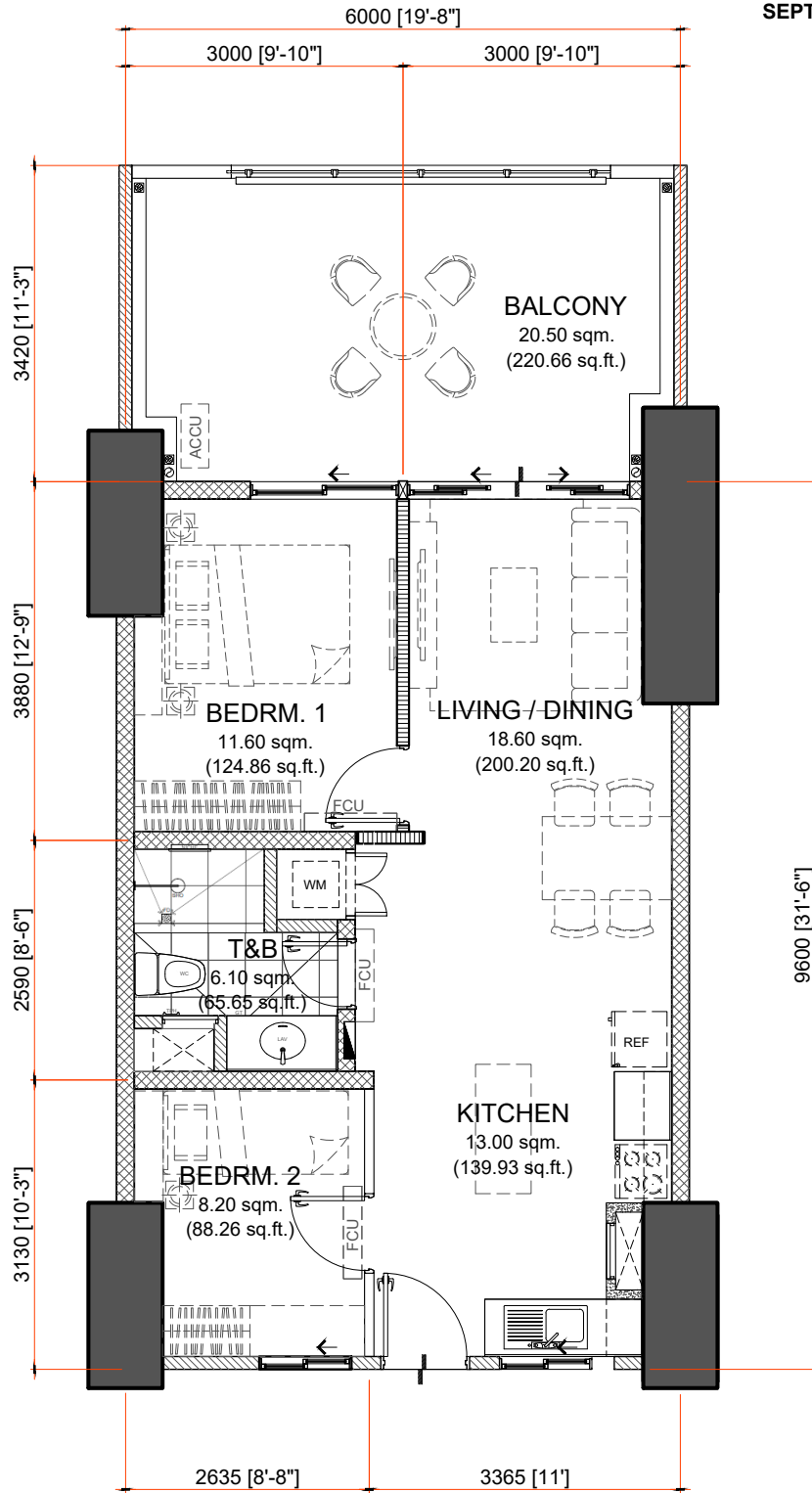
SCALE: 1:80 mtrs.

NOTE:

- DIMENSIONS & AREAS MAY VARY BASED ON ACTUAL SITE CONDITION.
- FURNITURE & APPLIANCES ARE NOT INCLUDED.
- FLOOR PLANS DEPICTED IN THIS MATERIAL ARE FOR ILLUSTRATION PURPOSE ONLY
- ALL PLANS DETAIL AND SPECIFICATION CONTAINED HEREIN ARE SUBJECT TO CHANGE WITHOUT PRIOR NOTICE AND DO NOT CONSTITUTE PART OF ANY OFFER OR CONTRACT.

INNER UNIT	AREA	
	SQ. MTR.	SQ. FT.
LIVING/ DINING	18.60	200.20
KITCHEN	13.00	139.93
BEDROOM 1	11.60	124.86
BEDROOM 2	8.20	88.26
T&B	6.10	65.65
UNIT AREA	57.50	618.90
BALCONY	20.50	220.65
GR. FLR. AREA	78.00	839.55

NOTED BY:		
NOEL		31AUG23
BEVS		12SEP2023
RIZA		Sep 5, 2023
ANA		9/13



APPLICABLE TO:
WESTWING

57.50 sq.m. 2-BR TYPE E.1
 INNER UNIT - 57.50 sq.m. / 618.90 sq.ft.
 WITH BALCONY - 20.50 sq.m. / 220.65 sq.ft.
 GROSS FLOOR AREA - 78.00 sq.m. / 839.55 sq.ft.

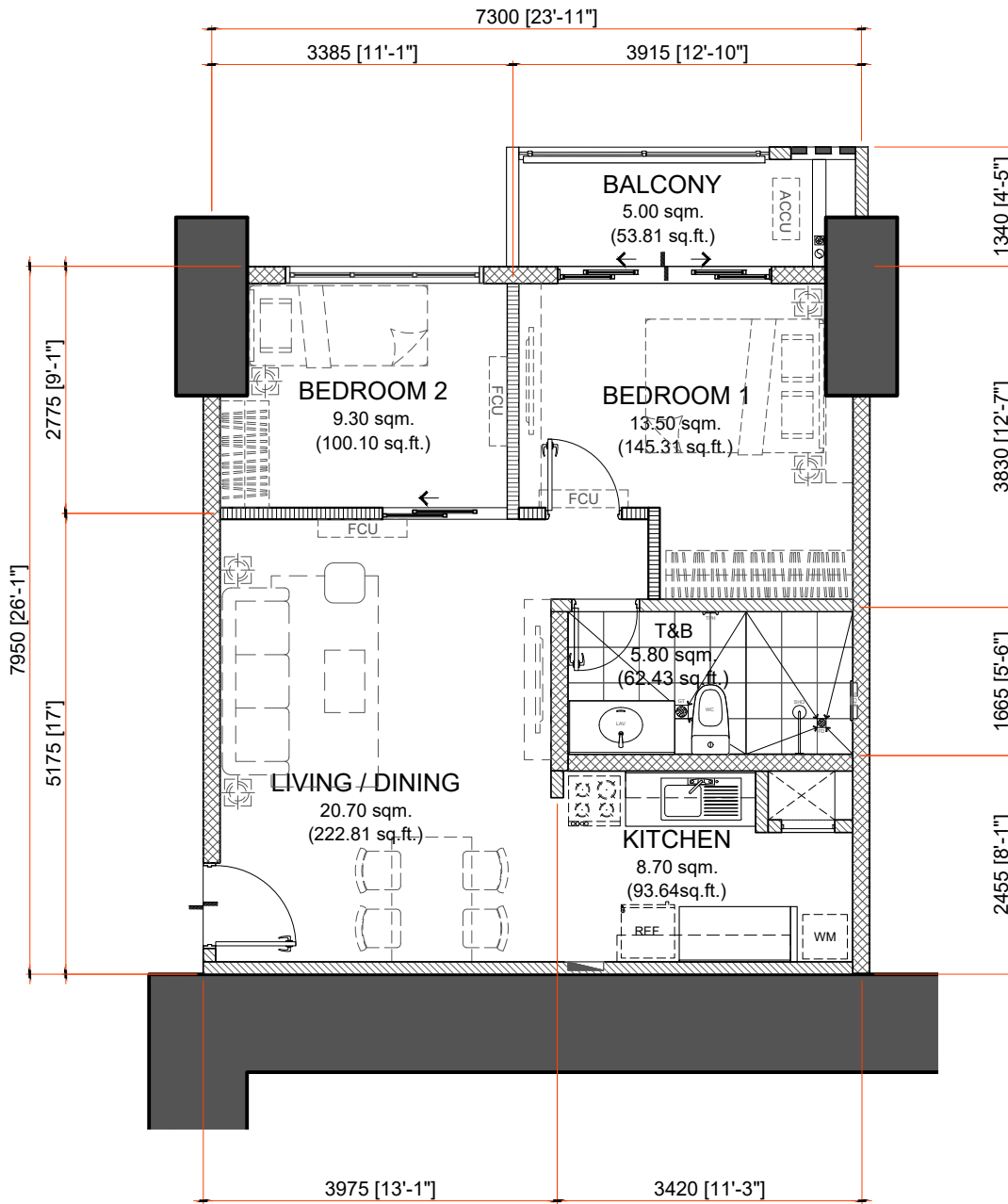
SCALE: 1:80 mtrs.

NOTE:

- DIMENSIONS & AREAS MAY VARY BASED ON ACTUAL SITE CONDITION.
- FURNITURE & APPLIANCES ARE NOT INCLUDED.
- FLOOR PLANS DEPICTED IN THIS MATERIAL ARE FOR ILLUSTRATION PURPOSE ONLY
- ALL PLANS DETAIL AND SPECIFICATION CONTAINED HEREIN ARE SUBJECT TO CHANGE WITHOUT PRIOR NOTICE AND DO NOT CONSTITUTE PART OF ANY OFFER OR CONTRACT.

INNER UNIT	AREA	
	SQ. MTR.	SQ. FT.
LIVING/ DINING	18.60	200.20
KITCHEN	13.00	139.93
BEDROOM 1	11.60	124.86
BEDROOM 2	8.20	88.26
T&B	6.10	65.65
UNIT AREA	57.50	618.90
BALCONY	20.50	220.65
GR. FLR. AREA	78.00	839.55

NOTED BY:		
NOEL		31AUG23
BEVS		12SEP2023
RIZA		Sep 5, 2023
ANA		9/13



NOTED BY:		
NOEL		31AUG23
BEVS		12SEP2023
RIZA		Sep 5, 2023
ANA		9/13

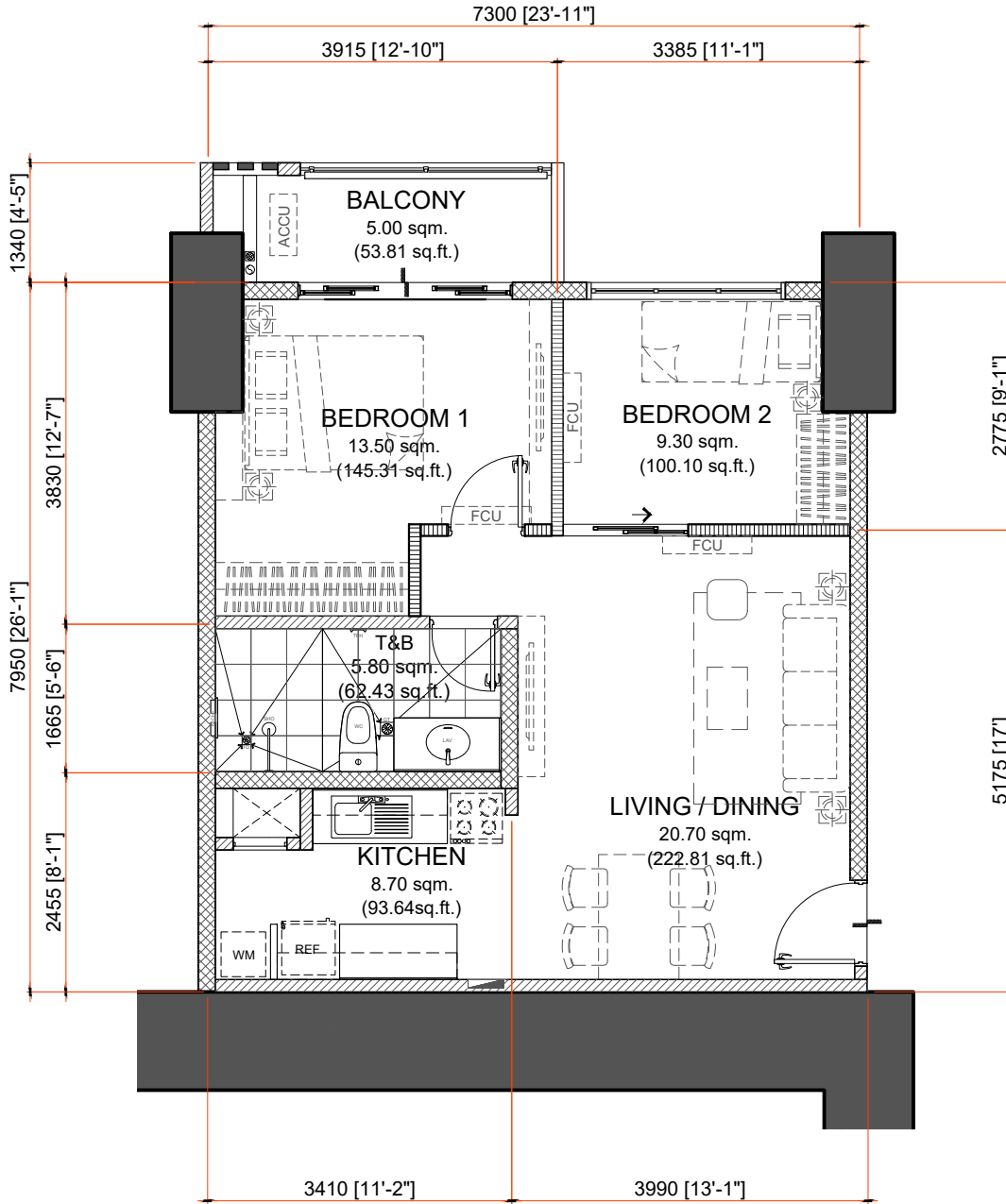
58.00 sq.m. 2-BR TYPE F
INNER UNIT - 58.00 sq.m. / 624.29 sq.ft.
WITH BALCONY - 5.00 sq.m. / 53.81 sq.ft.
GROSS FLOOR AREA - 63.00 sq.m. / 678.10 sq.ft.

SCALE: 1:80 mtrs.

NOTE:
 - DIMENSIONS & AREAS MAY VARY BASED ON ACTUAL SITE CONDITION.
 - FURNITURE & APPLIANCES ARE NOT INCLUDED.
 - FLOOR PLANS DEPICTED IN THIS MATERIAL ARE FOR ILLUSTRATION PURPOSE ONLY
 - ALL PLANS DETAIL AND SPECIFICATION CONTAINED HEREIN ARE SUBJECT TO CHANGE WITHOUT PRIOR NOTICE AND DO NOT CONSTITUTE PART OF ANY OFFER OR CONTRACT.

**APPLICABLE TO:
 EAST WING & WEST WING**

INNER UNIT	AREA	
	SQ. MTR.	SQ. FT.
LIVING/ DINING	20.70	222.81
KITCHEN	8.70	93.64
BEDROOM 1	13.50	145.31
BEDROOM 2	9.30	100.10
T&B	5.80	62.43
UNIT AREA	58.00	624.29
BALCONY	5.00	53.81
GR. FLR. AREA	63.00	678.10



APPLICABLE TO:
EAST WING & WEST WING

58.00 sq.m. 2-BR TYPE F.1
 INNER UNIT - 58.00 sq.m. / 624.29 sq.ft.
 WITH BALCONY - 5.00 sq.m. / 53.81 sq.ft.
 GROSS FLOOR AREA - 63.00 sq.m. / 678.10 sq.ft.

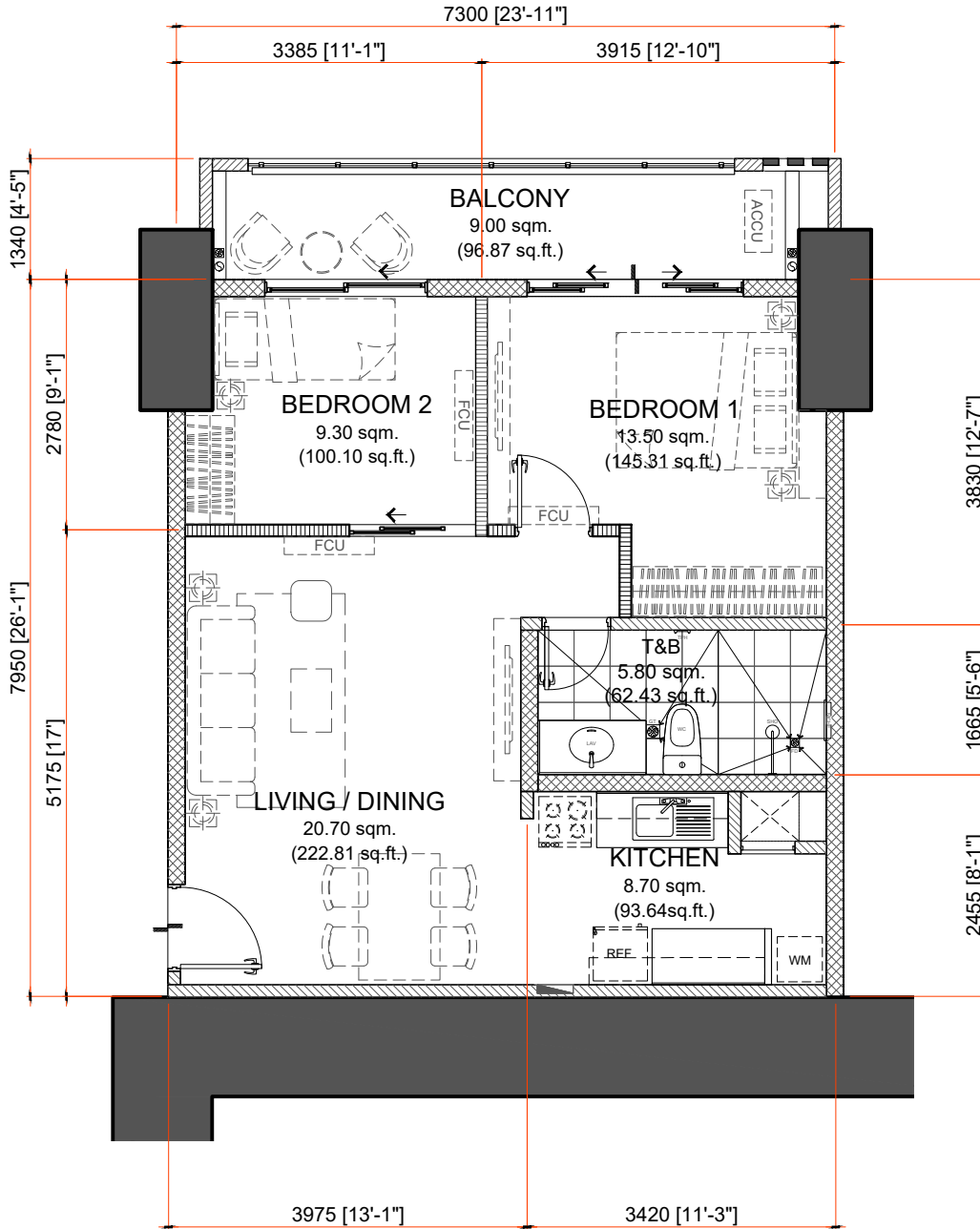
SCALE: 1:80 mtrs.

NOTE:

- DIMENSIONS & AREAS MAY VARY BASED ON ACTUAL SITE CONDITION.
- FURNITURE & APPLIANCES ARE NOT INCLUDED.
- FLOOR PLANS DEPICTED IN THIS MATERIAL ARE FOR ILLUSTRATION PURPOSE ONLY
- ALL PLANS DETAIL AND SPECIFICATION CONTAINED HEREIN ARE SUBJECT TO CHANGE WITHOUT PRIOR NOTICE AND DO NOT CONSTITUTE PART OF ANY OFFER OR CONTRACT.

INNER UNIT	AREA	
	SQ. MTR.	SQ. FT.
LIVING/ DINING	20.70	222.81
KITCHEN	8.70	93.64
BEDROOM 1	13.50	145.31
BEDROOM 2	9.30	100.10
T&B	5.80	62.43
UNIT AREA	58.00	624.29
BALCONY	5.00	53.81
GR. FLR. AREA	63.00	678.10

NOTED BY:		
NOEL		31AUG23
BEVS		12SEP2023
RIZA		5, 2023
ANA		9/13



**APPLICABLE TO:
 EAST WING**

58.00 sq.m. 2-BR TYPE G

INNER UNIT - 58.00 sq.m. / 624.29 sq.ft.
WITH BALCONY - 9.00 sq.m. / 96.87 sq.ft.
GROSS FLOOR AREA - 67.00 sq.m. / 721.16 sq.ft.

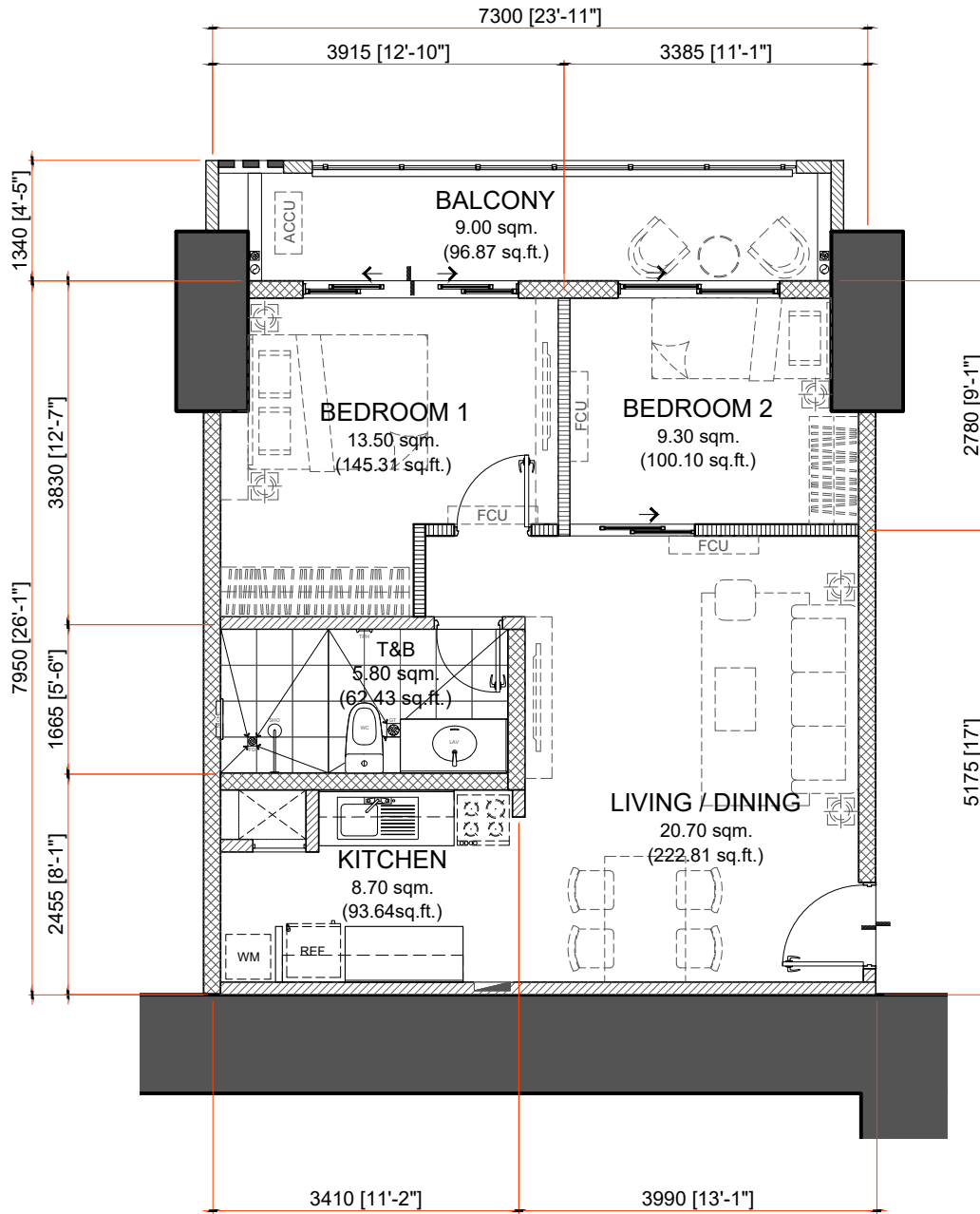
SCALE: 1:80 mtrs.

NOTE:

- DIMENSIONS & AREAS MAY VARY BASED ON ACTUAL SITE CONDITION.
- FURNITURE & APPLIANCES ARE NOT INCLUDED.
- FLOOR PLANS DEPICTED IN THIS MATERIAL ARE FOR ILLUSTRATION PURPOSE ONLY
- ALL PLANS DETAIL AND SPECIFICATION CONTAINED HEREIN ARE SUBJECT TO CHANGE WITHOUT PRIOR NOTICE AND DO NOT CONSTITUTE PART OF ANY OFFER OR CONTRACT.

INNER UNIT	AREA	
	SQ. MTR.	SQ. FT.
LIVING/ DINING	20.70	222.81
KITCHEN	8.70	93.64
BEDROOM 1	13.50	145.31
BEDROOM 2	9.30	100.10
T&B	5.80	62.43
UNIT AREA	58.00	624.29
BALCONY	9.00	96.87
GR. FLR. AREA	67.00	721.16

NOTED BY:		
NOEL		31AUG23
BEVS		12SEP2023
RIZA		Sep 5, 2023
ANA		9/13



APPLICABLE TO:
EAST WING

58.00 sq.m. 2-BR TYPE G.1

INNER UNIT - 58.00 sq.m. / 624.29 sq.ft.

WITH BALCONY - 9.00 sq.m. / 96.87 sq.ft.

GROSS FLOOR AREA - 67.00 sq.m. / 721.16 sq.ft.

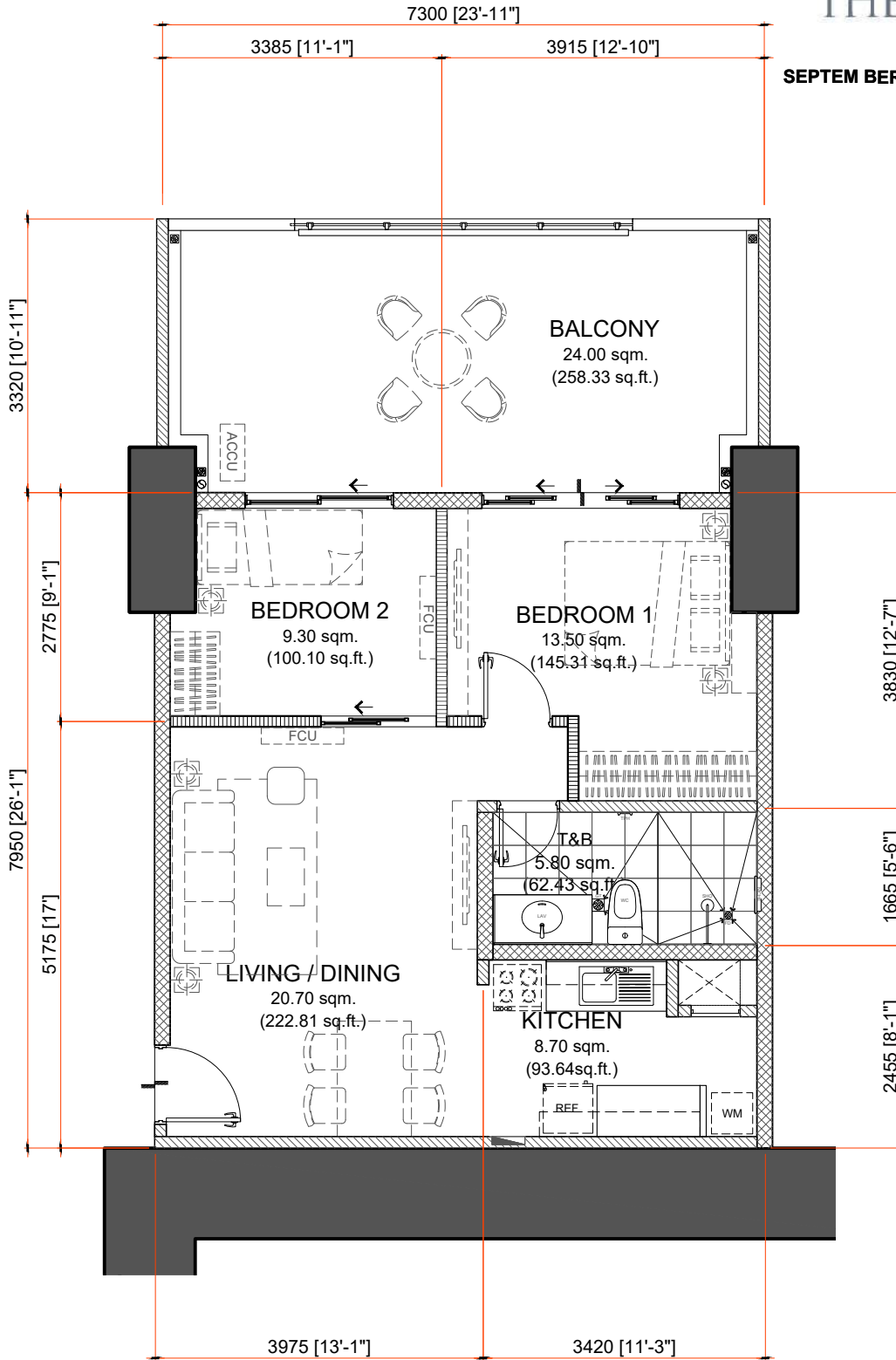
SCALE: 1:80 mtrs.

NOTE:

- DIMENSIONS & AREAS MAY VARY BASED ON ACTUAL SITE CONDITION.
- FURNITURE & APPLIANCES ARE NOT INCLUDED.
- FLOOR PLANS DEPICTED IN THIS MATERIAL ARE FOR ILLUSTRATION PURPOSE ONLY
- ALL PLANS DETAIL AND SPECIFICATION CONTAINED HEREIN ARE SUBJECT TO CHANGE WITHOUT PRIOR NOTICE AND DO NOT CONSTITUTE PART OF ANY OFFER OR CONTRACT.

INNER UNIT	AREA	
	SQ. MTR.	SQ. FT.
LIVING/ DINING	20.70	222.81
KITCHEN	8.70	93.64
BEDROOM 1	13.50	145.31
BEDROOM 2	9.30	100.10
T&B	5.80	62.43
UNIT AREA	58.00	624.29
BALCONY	9.00	96.87
GR. FLR. AREA	67.00	721.16

NOTED BY:		
NOEL		31AUG23
BEVS		12SEP2023
RIZA		Sep 5, 2023
ANA		9/13



APPLICABLE TO:
WEST WING

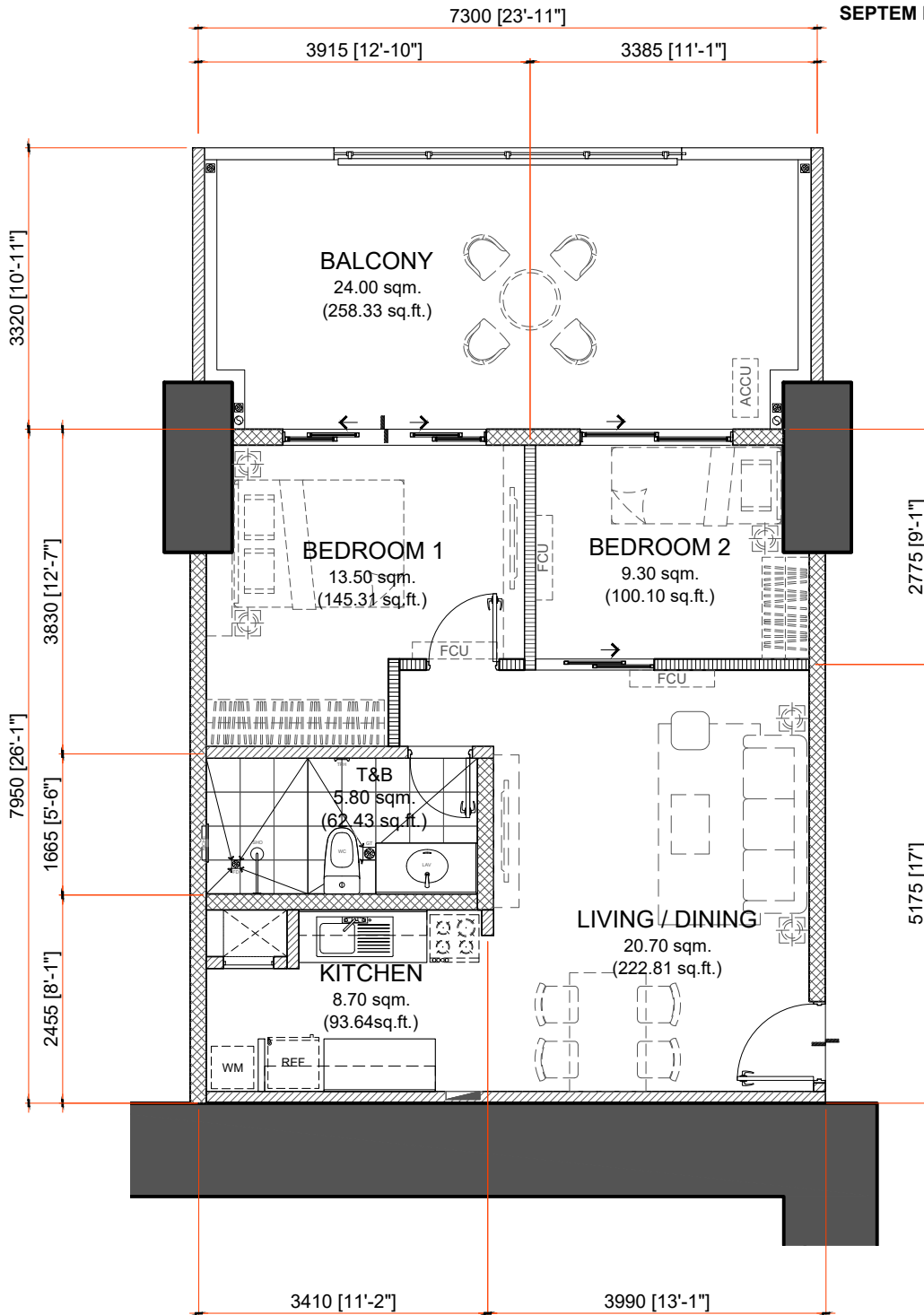
NOTED BY:		
NOEL		31AUG23
BEVS		12SEP2023
RIZA		Sep 5, 2023
ANA		9/13

58.00 sq.m. 2-BR TYPE H
 INNER UNIT - 58.00 sq.m. / 624.29 sq.ft.
 WITH BALCONY - 24.00 sq.m. / 258.33 sq.ft.
 GROSS FLOOR AREA - 82.00 sq.m. / 882.62 sq.ft.

SCALE: 1:80 mtrs.

- NOTE:
- DIMENSIONS & AREAS MAY VARY BASED ON ACTUAL SITE CONDITION.
 - FURNITURE & APPLIANCES ARE NOT INCLUDED.
 - FLOOR PLANS DEPICTED IN THIS MATERIAL ARE FOR ILLUSTRATION PURPOSE ONLY
 - ALL PLANS DETAIL AND SPECIFICATION CONTAINED HEREIN ARE SUBJECT TO CHANGE WITHOUT PRIOR NOTICE AND DO NOT CONSTITUTE PART OF ANY OFFER OR CONTRACT.

INNER UNIT	AREA	
	SQ. MTR.	SQ. FT.
LIVING/ DINING	20.70	222.81
KITCHEN	8.70	93.64
BEDROOM 1	13.50	145.31
BEDROOM 2	9.30	100.10
T&B	5.80	62.43
UNIT AREA	58.00	624.29
BALCONY	24.00	258.33
GR. FLR. AREA	82.00	882.62



**APPLICABLE TO:
WEST WING**

58.00 sq.m. 2-BR TYPE H.1
INNER UNIT - 58.00 sq.m. / 624.29 sq.ft.
WITH BALCONY - 24.00 sq.m. / 258.33 sq.ft.
GROSS FLOOR AREA - 82.00 sq.m. / 882.62 sq.ft.

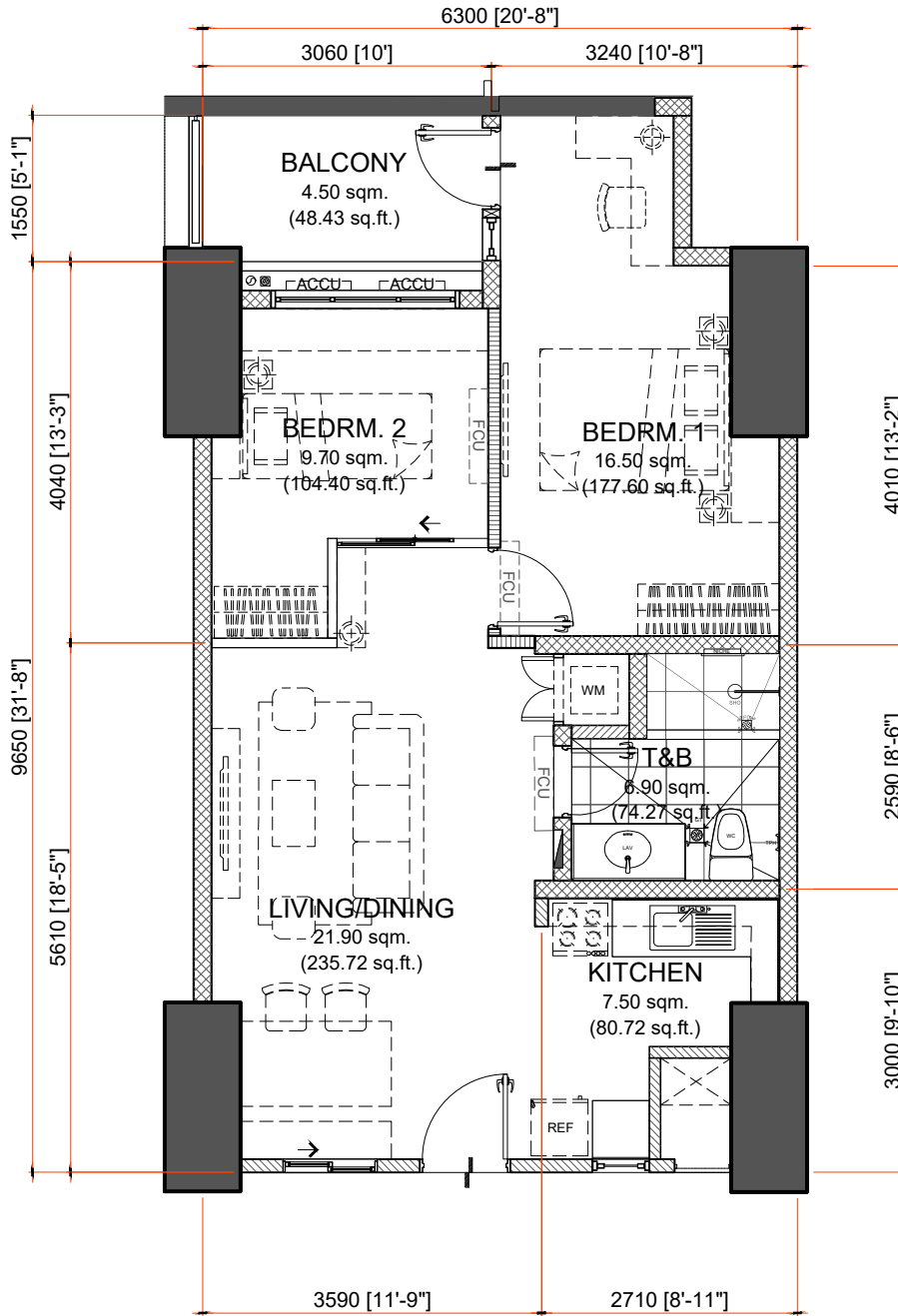
SCALE: 1:80 mtrs.

NOTE:

- DIMENSIONS & AREAS MAY VARY BASED ON ACTUAL SITE CONDITION.
- FURNITURE & APPLIANCES ARE NOT INCLUDED.
- FLOOR PLANS DEPICTED IN THIS MATERIAL ARE FOR ILLUSTRATION PURPOSE ONLY
- ALL PLANS DETAIL AND SPECIFICATION CONTAINED HEREIN ARE SUBJECT TO CHANGE WITHOUT PRIOR NOTICE AND DO NOT CONSTITUTE PART OF ANY OFFER OR CONTRACT.

INNER UNIT	AREA	
	SQ. MTR.	SQ. FT.
LIVING/ DINING	20.70	222.81
KITCHEN	8.70	93.64
BEDROOM 1	13.50	145.31
BEDROOM 2	9.30	100.10
T&B	5.80	62.43
UNIT AREA	58.00	624.29
BALCONY	24.00	258.33
GR. FLR. AREA	82.00	882.62

NOTED BY:		
NOEL		31AUG23
BEVS		12SEP2023
RIZA		Sep 5, 2023
ANA		9/13



APPLICABLE TO:
WEST WING

NOTED BY:		
NOEL		31AUG23
BEVS		12SEP2023
RIZA		Sep 5, 2023
ANA		9/13

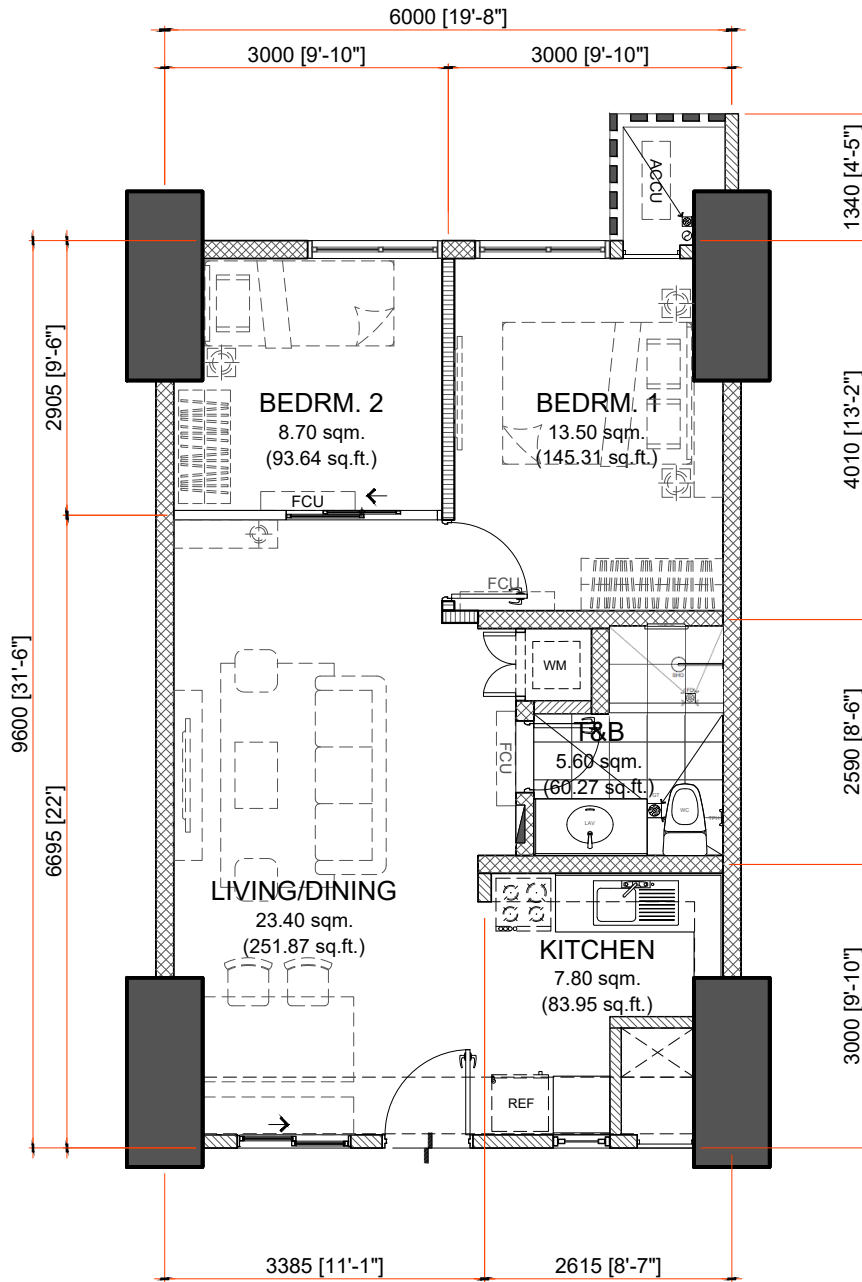
62.50 sq.m. 2-BR TYPE I
INNER UNIT - 62.50 sq.m. / 672.71 sq.ft.
WITH BALCONY - 4.50 sq.m. / 48.43 sq.ft. GROSS
FLOOR AREA - 67.00 sq.m. / 721.14 sq.ft.

SCALE: 1:80 mtrs.

NOTE:

- DIMENSIONS & AREAS MAY VARY BASED ON ACTUAL SITE CONDITION.
- FURNITURE & APPLIANCES ARE NOT INCLUDED.
- FLOOR PLANS DEPICTED IN THIS MATERIAL ARE FOR ILLUSTRATION PURPOSE ONLY
- ALL PLANS DETAIL AND SPECIFICATION CONTAINED HEREIN ARE SUBJECT TO CHANGE WITHOUT PRIOR NOTICE AND DO NOT CONSTITUTE PART OF ANY OFFER OR CONTRACT.

INNER UNIT	AREA	
	SQ. MTR.	SQ. FT.
LIVING/ DINING	21.90	235.72
KITCHEN	7.50	80.72
BEDROOM 1	16.50	177.60
BEDROOM 2	9.70	104.40
T&B	6.90	74.27
UNIT AREA	62.50	672.71
BALCONY	4.50	48.43
GR. FLR. AREA	67.00	721.14



APPLICABLE TO:
WEST WING & EAST WING

59.00 sq.m. 2-BR TYPE J
INNER UNIT - 59.00 sq.m. / 635.04 sq.ft.
GROSS FLOOR AREA - 59.00 sq.m. / 635.04 sq.ft.

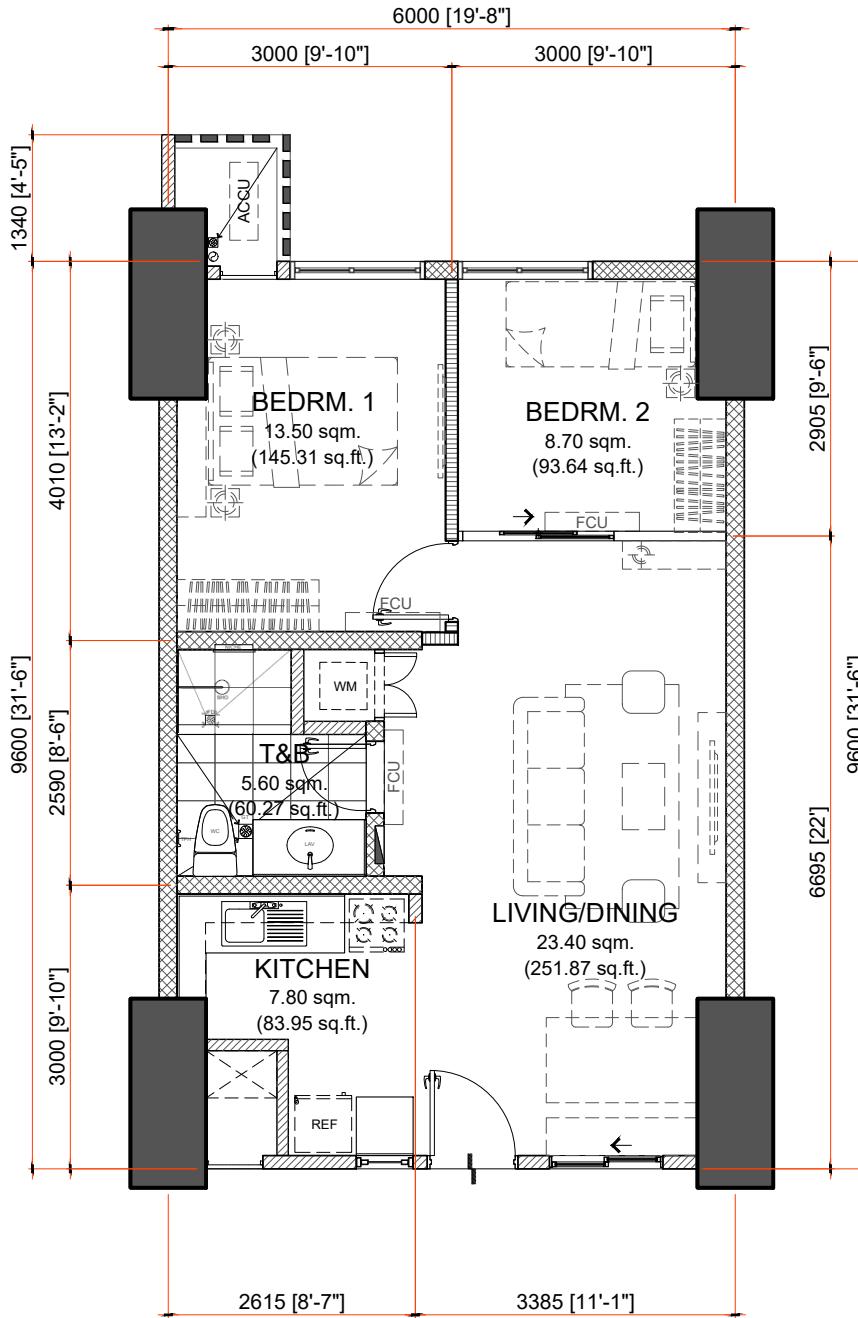
SCALE: 1:80 mtrs.

NOTE:

- DIMENSIONS & AREAS MAY VARY BASED ON ACTUAL SITE CONDITION.
- FURNITURE & APPLIANCES ARE NOT INCLUDED.
- FLOOR PLANS DEPICTED IN THIS MATERIAL ARE FOR ILLUSTRATION PURPOSE ONLY
- ALL PLANS DETAIL AND SPECIFICATION CONTAINED HEREIN ARE SUBJECT TO CHANGE WITHOUT PRIOR NOTICE AND DO NOT CONSTITUTE PART OF ANY OFFER OR CONTRACT.

INNER UNIT	AREA	
	SQ. MTR.	SQ. FT.
LIVING/ DINING	23.40	251.87
KITCHEN	7.80	83.95
BEDROOM 1	13.50	145.31
BEDROOM 2	8.70	93.64
T&B	5.60	60.27
UNIT AREA	59.00	635.04
GR. FLR. AREA	59.00	635.04

NOTED BY:		
NOEL		31AUG23
BEVS		12SEP2023
RIZA		Sep 5, 2023
ANA		9/12



APPLICABLE TO:
WEST WING & EAST WING

59.00 sq.m. 2-BR TYPE J.1
 INNER UNIT - 59.00 sq.m. / 635.04 sq.ft.
 GROSS FLOOR AREA - 59.00 sq.m. / 635.04 sq.ft.

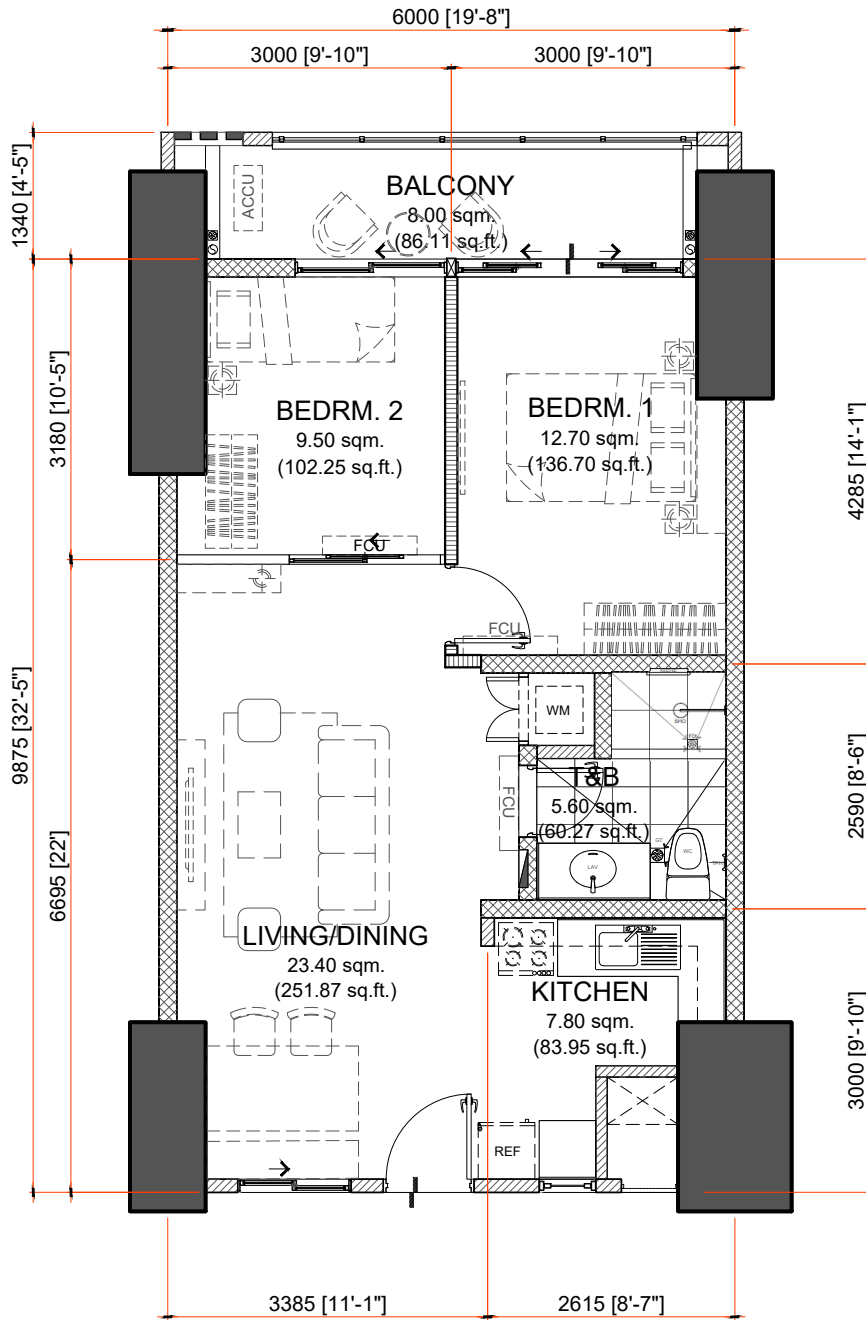
SCALE: 1:80 mtrs.

NOTE:

- DIMENSIONS & AREAS MAY VARY BASED ON ACTUAL SITE CONDITION.
- FURNITURE & APPLIANCES ARE NOT INCLUDED.
- FLOOR PLANS DEPICTED IN THIS MATERIAL ARE FOR ILLUSTRATION PURPOSE ONLY
- ALL PLANS DETAIL AND SPECIFICATION CONTAINED HEREIN ARE SUBJECT TO CHANGE WITHOUT PRIOR NOTICE AND DO NOT CONSTITUTE PART OF ANY OFFER OR CONTRACT.

INNER UNIT	AREA	
	SQ. MTR.	SQ. FT.
LIVING/ DINING	23.40	251.87
KITCHEN	7.80	83.95
BEDROOM 1	13.50	145.31
BEDROOM 2	8.70	93.64
T&B	5.60	60.27
UNIT AREA	59.00	635.04
GR. FLR. AREA	59.00	635.04

NOTED BY:		
NOEL		18JUL23
BEVS		12SEP2023
RIZA		Sep 5, 2023
ANA		9/13



APPLICABLE TO:
WEST WING

59.00 sq.m. 2-BR TYPE K

INNER UNIT - 59.00 sq.m. / 635.04 sq.ft.
WITH BALCONY - 8.00 sq.m. / 86.11 sq.ft. GROSS
FLOOR AREA - 67.00 sq.m. / 721.15 sq.ft.

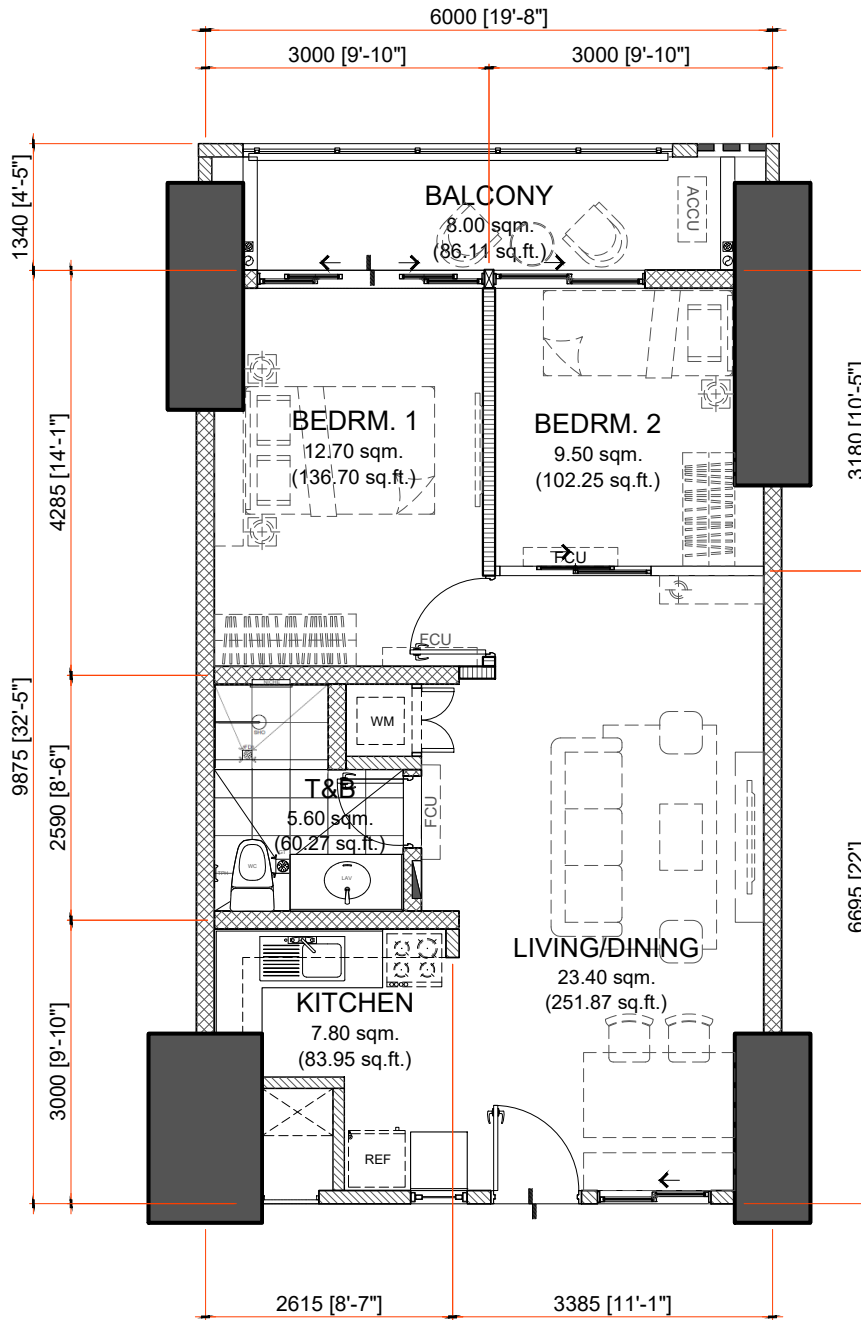
SCALE: 1:80 mtrs.

NOTE:

- DIMENSIONS & AREAS MAY VARY BASED ON ACTUAL SITE CONDITION.
- FURNITURE & APPLIANCES ARE NOT INCLUDED.
- FLOOR PLANS DEPICTED IN THIS MATERIAL ARE FOR ILLUSTRATION PURPOSE ONLY
- ALL PLANS DETAIL AND SPECIFICATION CONTAINED HEREIN ARE SUBJECT TO CHANGE WITHOUT PRIOR NOTICE AND DO NOT CONSTITUTE PART OF ANY OFFER OR CONTRACT.

INNER UNIT	AREA	
	SQ. MTR.	SQ. FT.
LIVING/ DINING	23.40	251.87
KITCHEN	7.80	83.95
BEDROOM 1	12.70	136.70
BEDROOM 2	9.50	102.25
T&B	5.60	60.27
UNIT AREA	59.00	635.04
BALCONY	8.00	86.11
GR. FLR. AREA	67.00	721.15

NOTED BY:		
NOEL		31AUG23
BEVS		12SEP2023
RIZA		Sep 5, 2023
ANA		9/13



APPLICABLE TO:
WEST WING

NOTED BY:		
NOEL		31AUG23
BEVS		12SEP2023
RIZA		Sep 5, 2023
ANA		9/13

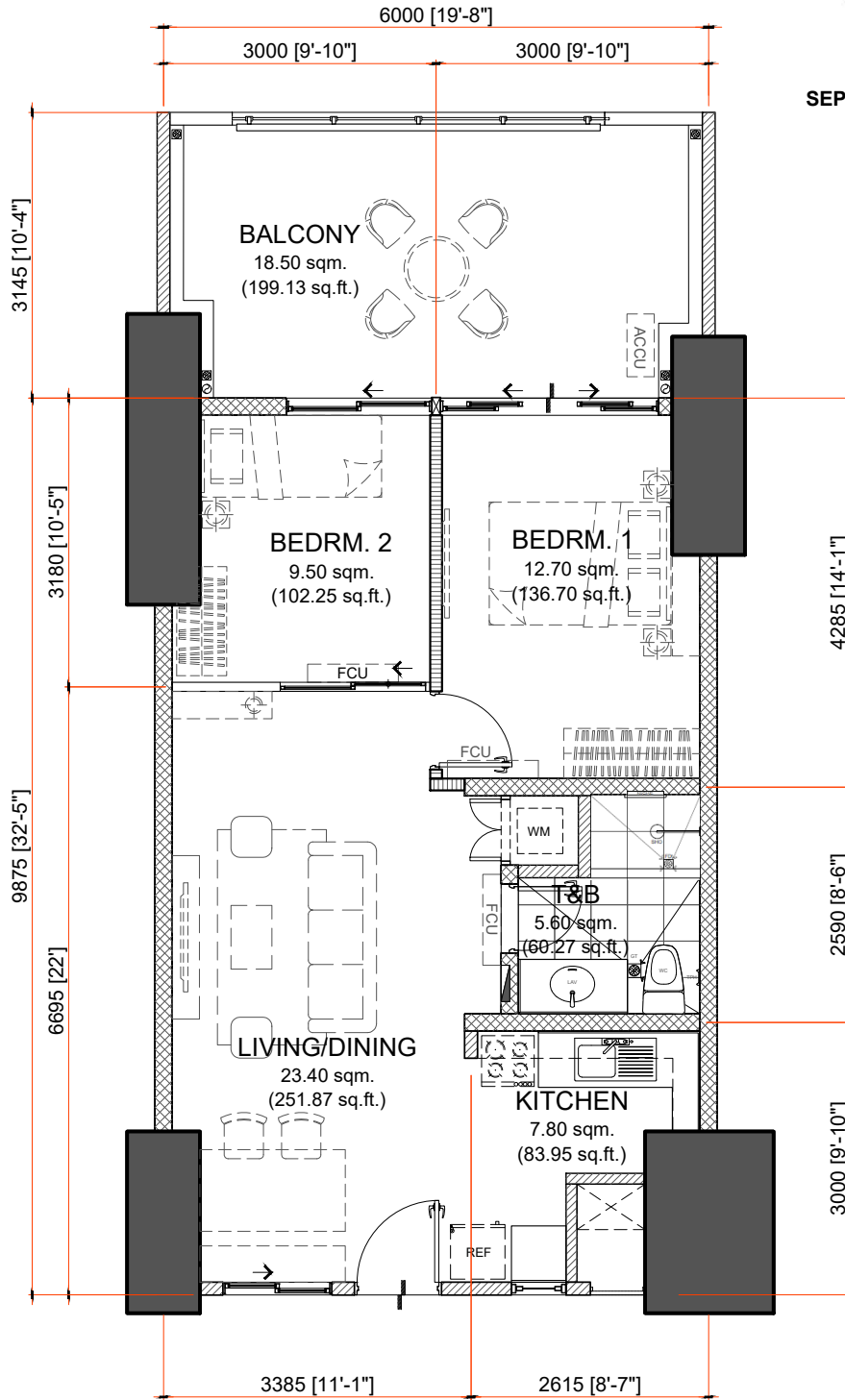
59.00 sq.m. 2-BR TYPE K.1
INNER UNIT - 59.00 sq.m. / 635.04 sq.ft.
WITH BALCONY - 8.00 sq.m. / 86.11 sq.ft. GROSS
FLOOR AREA - 67.00 sq.m. / 721.15 sq.ft.

SCALE: 1:80 mtrs.

NOTE:

- DIMENSIONS & AREAS MAY VARY BASED ON ACTUAL SITE CONDITION.
- FURNITURE & APPLIANCES ARE NOT INCLUDED.
- FLOOR PLANS DEPICTED IN THIS MATERIAL ARE FOR ILLUSTRATION PURPOSE ONLY
- ALL PLANS DETAIL AND SPECIFICATION CONTAINED HEREIN ARE SUBJECT TO CHANGE WITHOUT PRIOR NOTICE AND DO NOT CONSTITUTE PART OF ANY OFFER OR CONTRACT.

INNER UNIT	AREA	
	SQ. MTR.	SQ. FT.
LIVING/ DINING	23.40	251.87
KITCHEN	7.80	83.95
BEDROOM 1	12.70	136.70
BEDROOM 2	9.50	102.25
T&B	5.60	60.27
UNIT AREA	59.00	635.04
BALCONY	8.00	86.11
GR. FLR. AREA	67.00	721.15



APPLICABLE TO:
WEST WING

59.00 sq.m. 2-BR TYPE L
INNER UNIT - 59.00 sq.m. / 635.04 sq.ft.
WITH BALCONY - 18.50 sq.m. / 199.13 sq.ft.
GROSS FLOOR AREA - 77.50 sq.m. / 834.17 sq.ft.

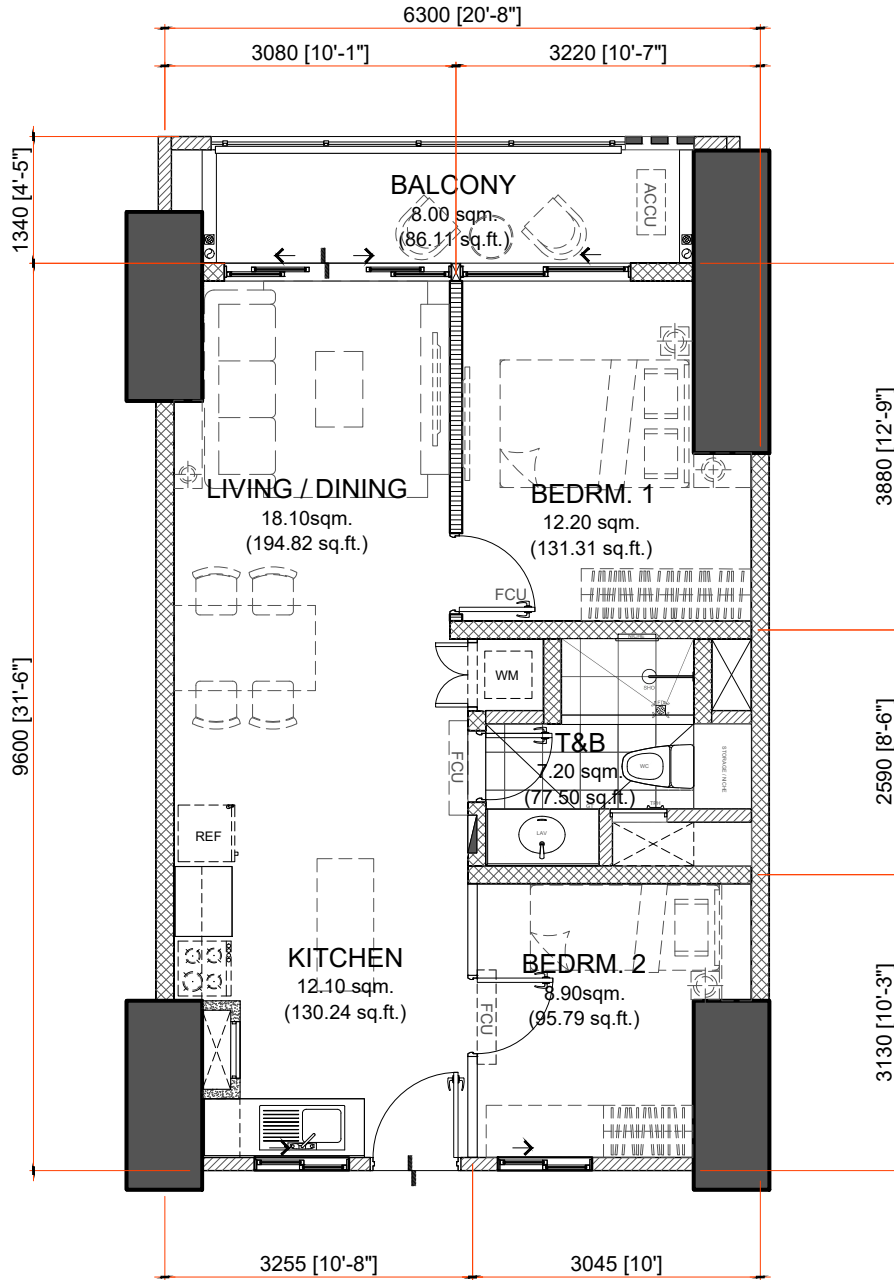
SCALE: 1:80 mtrs.

NOTE:

- DIMENSIONS & AREAS MAY VARY BASED ON ACTUAL SITE CONDITION.
- FURNITURE & APPLIANCES ARE NOT INCLUDED.
- FLOOR PLANS DEPICTED IN THIS MATERIAL ARE FOR ILLUSTRATION PURPOSE ONLY
- ALL PLANS DETAIL AND SPECIFICATION CONTAINED HEREIN ARE SUBJECT TO CHANGE WITHOUT PRIOR NOTICE AND DO NOT CONSTITUTE PART OF ANY OFFER OR CONTRACT.

INNER UNIT	AREA	
	SQ. MTR.	SQ. FT.
LIVING/ DINING	23.40	251.87
KITCHEN	7.80	83.95
BEDROOM 1	12.70	136.70
BEDROOM 2	9.50	102.25
T&B	5.60	60.27
UNIT AREA	59.00	635.04
BALCONY	18.50	199.13
GR. FLR. AREA	77.50	834.17

NOTED BY:		
NOEL		31AUG23
BEVS		12SEP2023
RIZA		Sep 5, 2023
ANA		9/13



APPLICABLE TO:
WEST WING

58.50 sq.m. 2-BR TYPE M

INNER UNIT - 58.50 sq.m. / 629.66 sq.ft.

WITH BALCONY - 8.00 sq.m. / 86.11 sq.ft.

GROSS FLOOR AREA - 66.50sq.m. / 715.77 sq.ft.

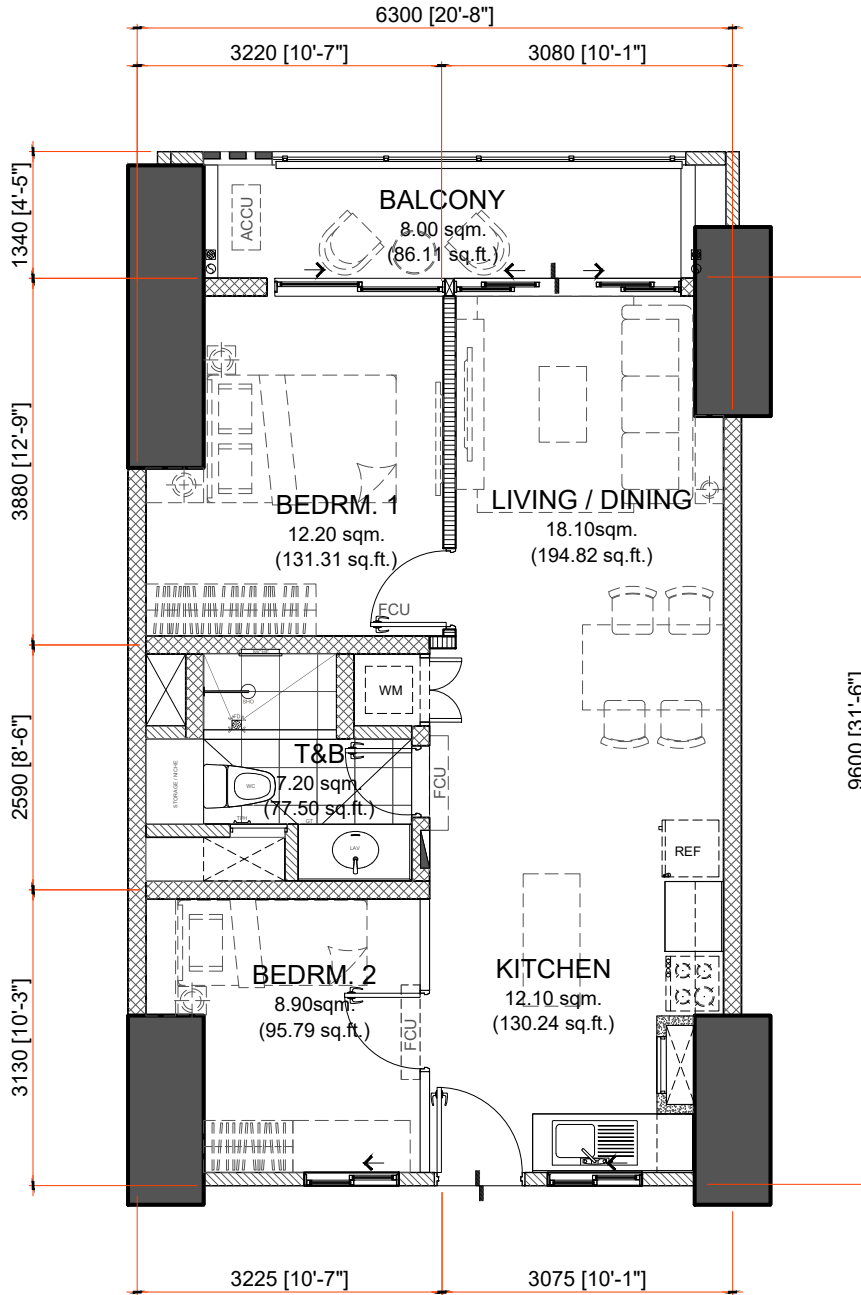
SCALE: 1:80 mtrs.

NOTE:

- DIMENSIONS & AREAS MAY VARY BASED ON ACTUAL SITE CONDITION.
- FURNITURE & APPLIANCES ARE NOT INCLUDED.
- FLOOR PLANS DEPICTED IN THIS MATERIAL ARE FOR ILLUSTRATION PURPOSE ONLY
- ALL PLANS DETAIL AND SPECIFICATION CONTAINED HEREIN ARE SUBJECT TO CHANGE WITHOUT PRIOR NOTICE AND DO NOT CONSTITUTE PART OF ANY OFFER OR CONTRACT.

INNER UNIT	AREA	
	SQ. MTR.	SQ. FT.
LIVING/ DINING	18.10	194.82
KITCHEN	12.10	130.24
BEDROOM 1	12.20	131.31
BEDROOM 2	8.90	95.79
T&B	7.20	77.50
UNIT AREA	58.50	629.66
BALCONY	8.00	86.11
GR. FLR. AREA	66.50	715.77

NOTED BY:		
NOEL		31AUG23
BEVS		12SEP2023
RIZA		Sep 5, 2023
ANA		9/13



APPLICABLE TO:
WEST WING

58.50 sq.m. 2-BR TYPE M.1
INNER UNIT - 58.50 sq.m. / 629.66 sq.ft.
WITH BALCONY - 8.00 sq.m. / 86.11 sq.ft.
GROSS FLOOR AREA - 66.50sq.m. / 715.77 sq.ft.

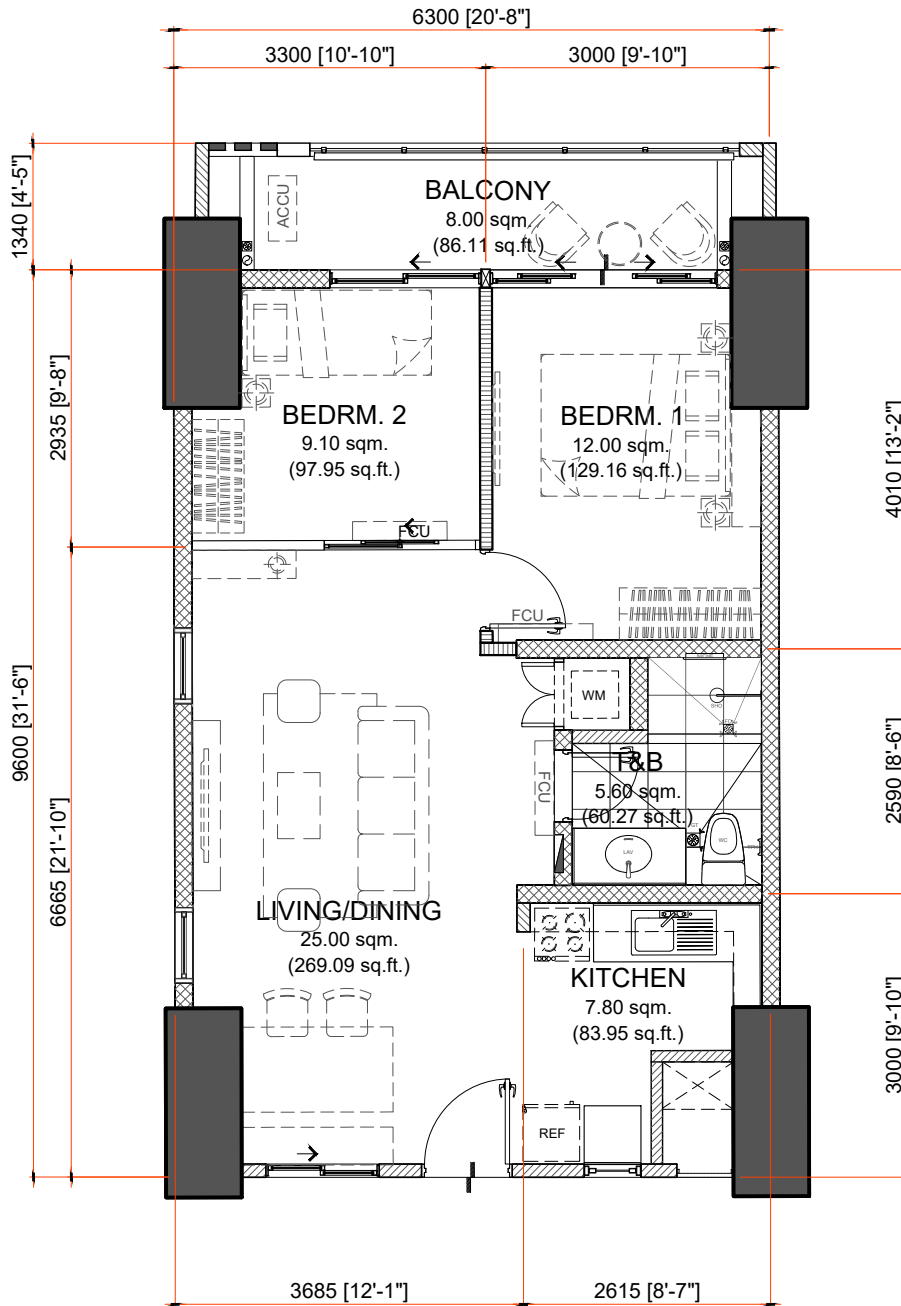
SCALE: 1:80 mtrs.

NOTE:

- DIMENSIONS & AREAS MAY VARY BASED ON ACTUAL SITE CONDITION.
- FURNITURE & APPLIANCES ARE NOT INCLUDED.
- FLOOR PLANS DEPICTED IN THIS MATERIAL ARE FOR ILLUSTRATION PURPOSE ONLY
- ALL PLANS DETAIL AND SPECIFICATION CONTAINED HEREIN ARE SUBJECT TO CHANGE WITHOUT PRIOR NOTICE AND DO NOT CONSTITUTE PART OF ANY OFFER OR CONTRACT.

INNER UNIT	AREA	
	SQ. MTR.	SQ. FT.
LIVING/ DINING	18.10	194.82
KITCHEN	12.10	130.24
BEDROOM 1	12.20	131.31
BEDROOM 2	8.90	95.79
T&B	7.20	77.50
UNIT AREA	58.50	629.66
BALCONY	8.00	86.11
GR. FLR. AREA	66.50	715.77

NOTED BY:		
NOEL		31AUG23
BEVS		12SEP2023
RIZA		Sep 5, 2023
ANA		9/13



APPLICABLE TO:
EAST WING

59.50 sq.m. 2-BR TYPE N

INNER UNIT - 59.50 sq.m. / 640.42 sq.ft.

WITH BALCONY - 8.00 sq.m. / 86.11 sq.ft.

GROSS FLOOR AREA - 67.50 sq.m. / 726.53 sq.ft.

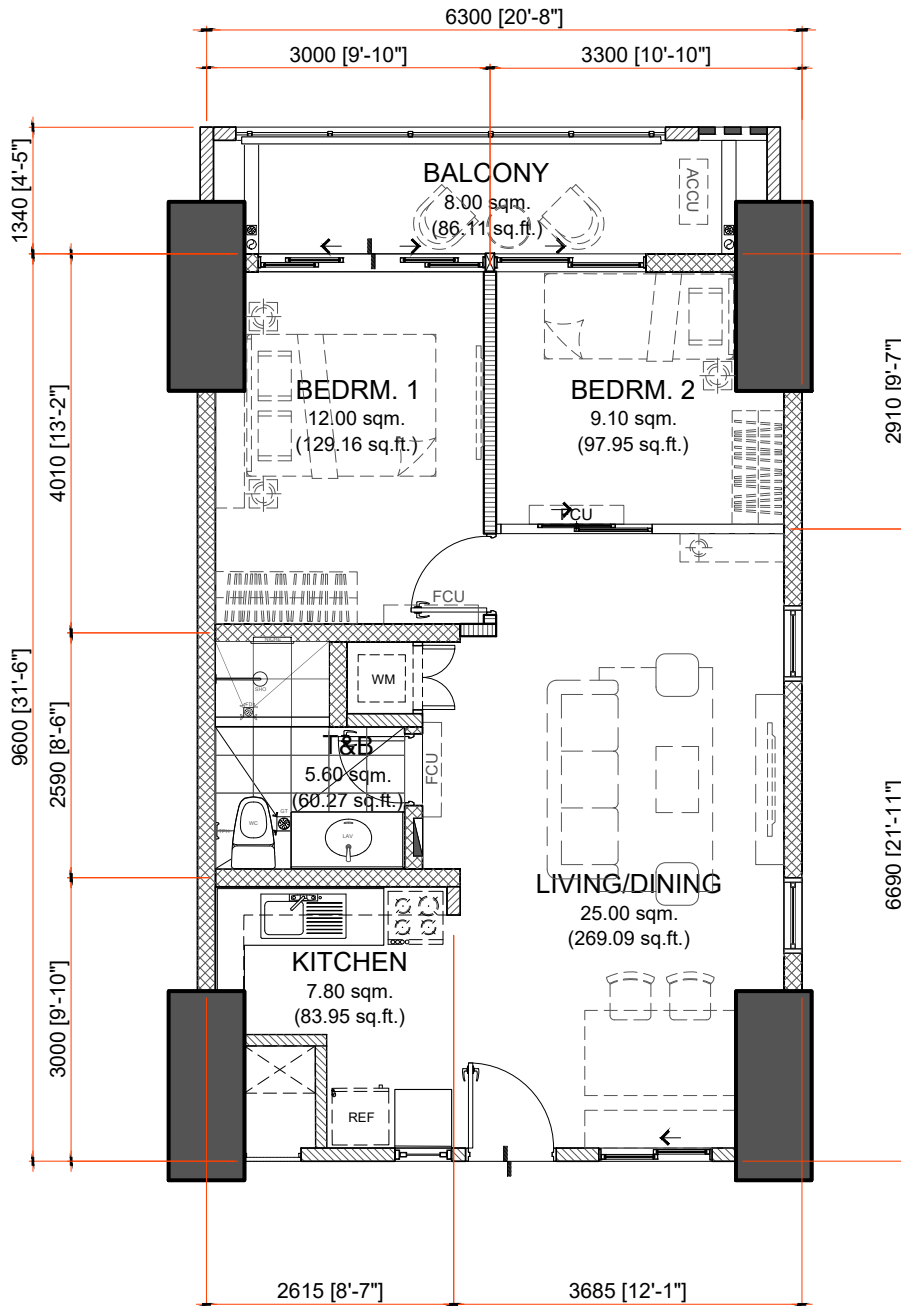
SCALE: 1:80 mtrs.

NOTE:

- DIMENSIONS & AREAS MAY VARY BASED ON ACTUAL SITE CONDITION.
- FURNITURE & APPLIANCES ARE NOT INCLUDED.
- FLOOR PLANS DEPICTED IN THIS MATERIAL ARE FOR ILLUSTRATION PURPOSE ONLY
- ALL PLANS DETAIL AND SPECIFICATION CONTAINED HEREIN ARE SUBJECT TO CHANGE WITHOUT PRIOR NOTICE AND DO NOT CONSTITUTE PART OF ANY OFFER OR CONTRACT.

INNER UNIT	AREA	
	SQ. MTR.	SQ. FT.
LIVING/ DINING	25.00	269.09
KITCHEN	7.80	83.95
BEDROOM 1	12.00	129.16
BEDROOM 2	9.10	97.95
T&B	5.60	60.27
UNIT AREA	59.50	640.42
BALCONY	8.00	86.11
GR. FLR. AREA	67.50	726.53

NOTED BY:		
NOEL		31AUG23
BEVS		12SEP2023
RIZA		Sep 5, 2023
ANA		9/13



APPLICABLE TO:
EAST WING

59.50 sq.m. 2-BR TYPE N.1
INNER UNIT - 59.50 sq.m. / 640.42 sq.ft.
 WITH BALCONY - 8.00 sq.m. / 86.11 sq.ft.
GROSS FLOOR AREA - 67.50 sq.m. / 726.53 sq.ft.

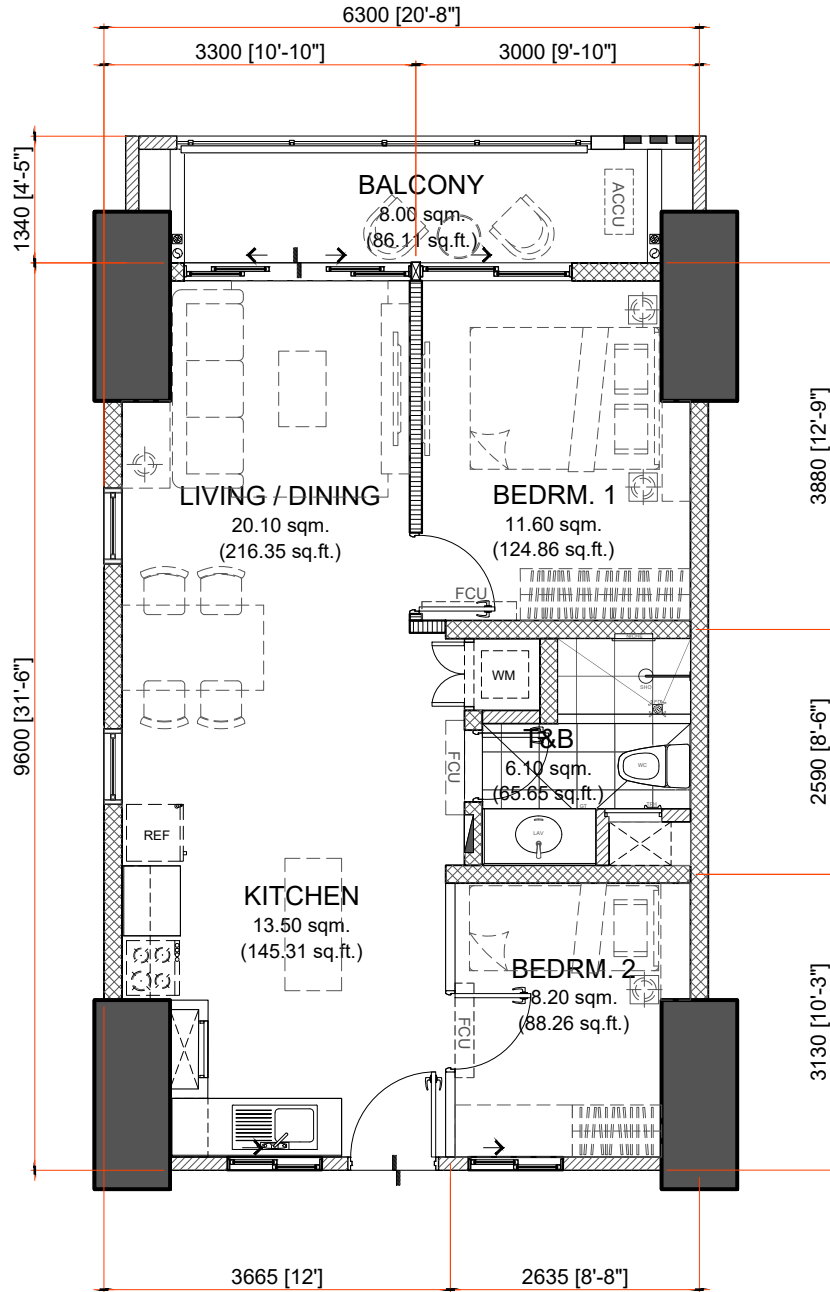
SCALE: 1:80 mtrs.

NOTE:

- DIMENSIONS & AREAS MAY VARY BASED ON ACTUAL SITE CONDITION.
- FURNITURE & APPLIANCES ARE NOT INCLUDED.
- FLOOR PLANS DEPICTED IN THIS MATERIAL ARE FOR ILLUSTRATION PURPOSE ONLY
- ALL PLANS DETAIL AND SPECIFICATION CONTAINED HEREIN ARE SUBJECT TO CHANGE WITHOUT PRIOR NOTICE AND DO NOT CONSTITUTE PART OF ANY OFFER OR CONTRACT.

INNER UNIT	AREA	
	SQ. MTR.	SQ. FT.
LIVING/ DINING	25.00	269.09
KITCHEN	7.80	83.95
BEDROOM 1	12.00	129.16
BEDROOM 2	9.10	97.95
T&B	5.60	60.27
UNIT AREA	59.50	640.42
BALCONY	8.00	86.11
GR. FLR. AREA	67.50	726.53

NOTED BY:		
NOEL		31AUG23
BEVS		12SEP2023
RIZA		Sep 5, 2023
ANA		9/13



APPLICABLE TO:
EAST WING

59.50 sq.m. 2-BR TYPE O
INNER UNIT - 59.50sq.m. / 640.43 sq.ft.
WITH BALCONY - 8.00 sq.m. / 86.11 sq.ft.
GROSS FLOOR AREA -67.50 sq.m. / 726.54 sq.ft.

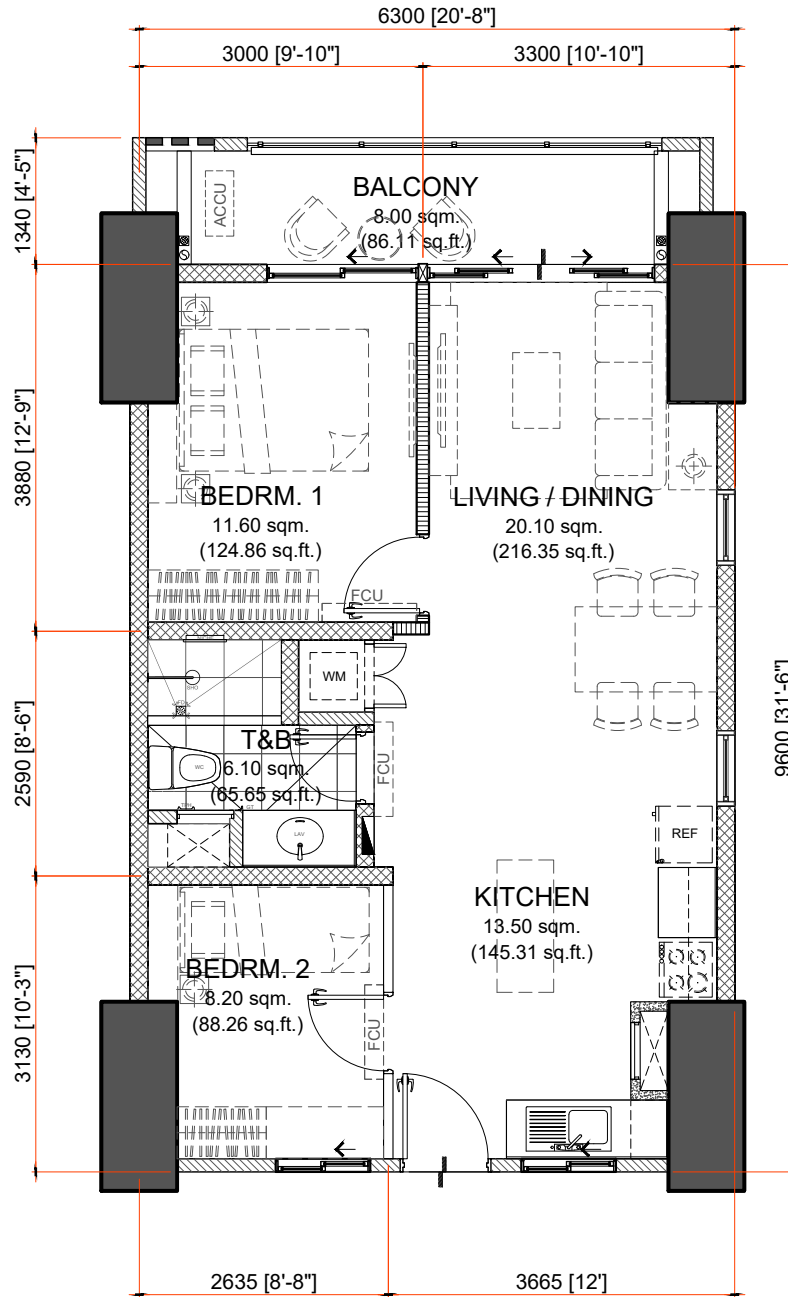
SCALE: 1:80 mtrs.

NOTE:

- DIMENSIONS & AREAS MAY VARY BASED ON ACTUAL SITE CONDITION.
- FURNITURE & APPLIANCES ARE NOT INCLUDED.
- FLOOR PLANS DEPICTED IN THIS MATERIAL ARE FOR ILLUSTRATION PURPOSE ONLY
- ALL PLANS DETAIL AND SPECIFICATION CONTAINED HEREIN ARE SUBJECT TO CHANGE WITHOUT PRIOR NOTICE AND DO NOT CONSTITUTE PART OF ANY OFFER OR CONTRACT.

INNER UNIT	AREA	
	SQ. MTR.	SQ. FT.
LIVING/ DINING	20.10	216.35
KITCHEN	13.50	145.31
BEDROOM 1	11.60	124.86
BEDROOM 2	8.20	88.26
T&B	6.10	65.65
UNIT AREA	59.50	640.43
BALCONY	8.00	86.11
GR. FLR. AREA	67.50	726.54

NOTED BY:	
NOEL	31AUG23
BEVS	12SEP2023
RIZA	Sep 5, 2023
ANA	9/13



APPLICABLE TO:
 EAST WING

59.50 sq.m. 2-BR TYPE O.1
 INNER UNIT - 59.50sq.m. / 640.43 sq.ft.
 WITH BALCONY - 8.00 sq.m. / 86.11 sq.ft.
 GROSS FLOOR AREA - 67.50 sq.m. / 726.54 sq.ft.

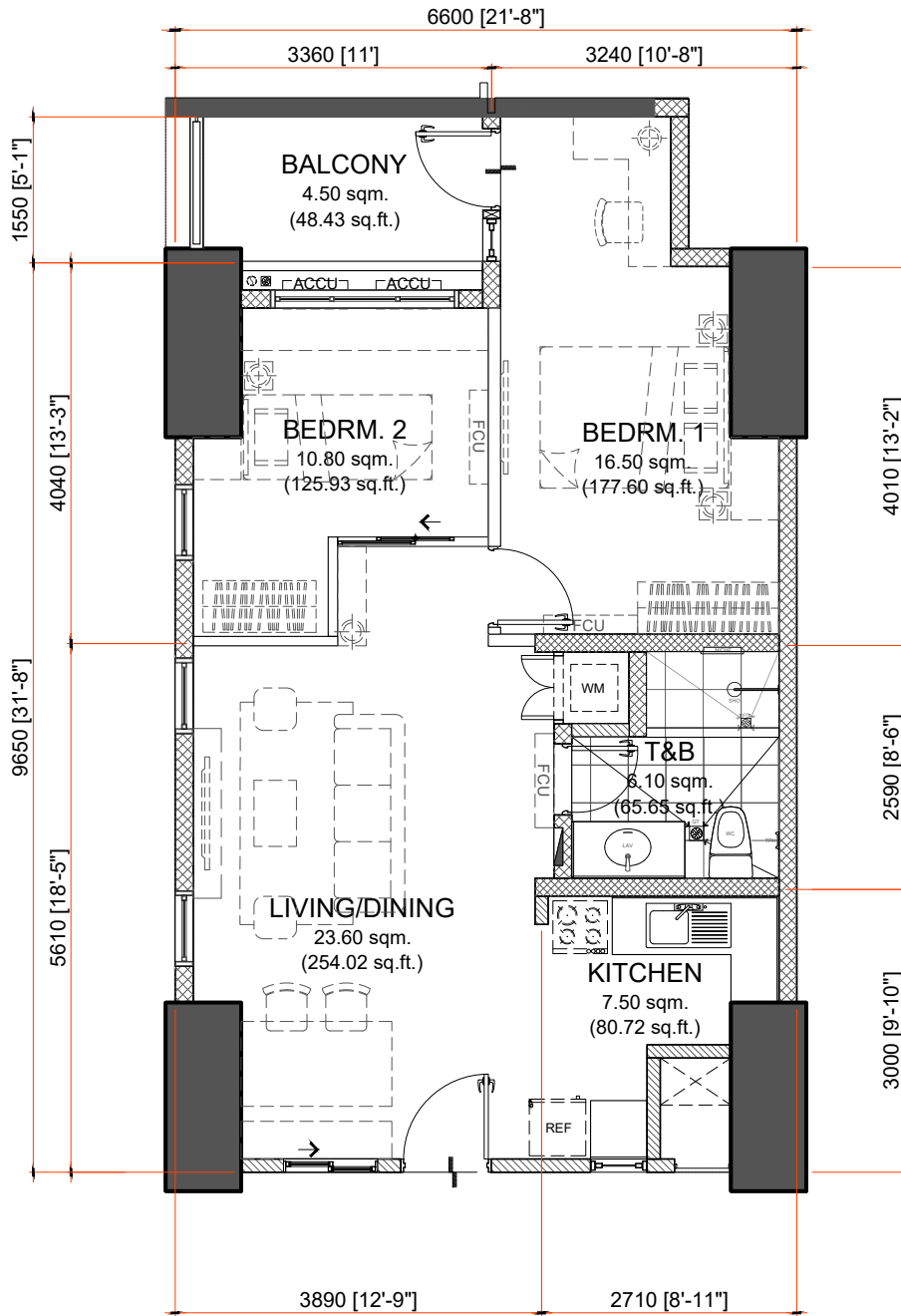
SCALE: 1:80 mtrs.

NOTE:

- DIMENSIONS & AREAS MAY VARY BASED ON ACTUAL SITE CONDITION.
- FURNITURE & APPLIANCES ARE NOT INCLUDED.
- FLOOR PLANS DEPICTED IN THIS MATERIAL ARE FOR ILLUSTRATION PURPOSE ONLY
- ALL PLANS DETAIL AND SPECIFICATION CONTAINED HEREIN ARE SUBJECT TO CHANGE WITHOUT PRIOR NOTICE AND DO NOT CONSTITUTE PART OF ANY OFFER OR CONTRACT.

INNER UNIT	AREA	
	SQ. MTR.	SQ. FT.
LIVING/ DINING	20.10	216.35
KITCHEN	13.50	145.31
BEDROOM 1	11.60	124.86
BEDROOM 2	8.20	88.26
T&B	6.10	65.65
UNIT AREA	59.50	640.43
BALCONY	8.00	86.11
GR. FLR. AREA	67.50	726.54

NOTED BY:		
NOEL		31AUG23
BEVS		12SEP2023
RIZA		Sep 5, 2023
ANA		9/13



APPLICABLE TO:
WEST WING

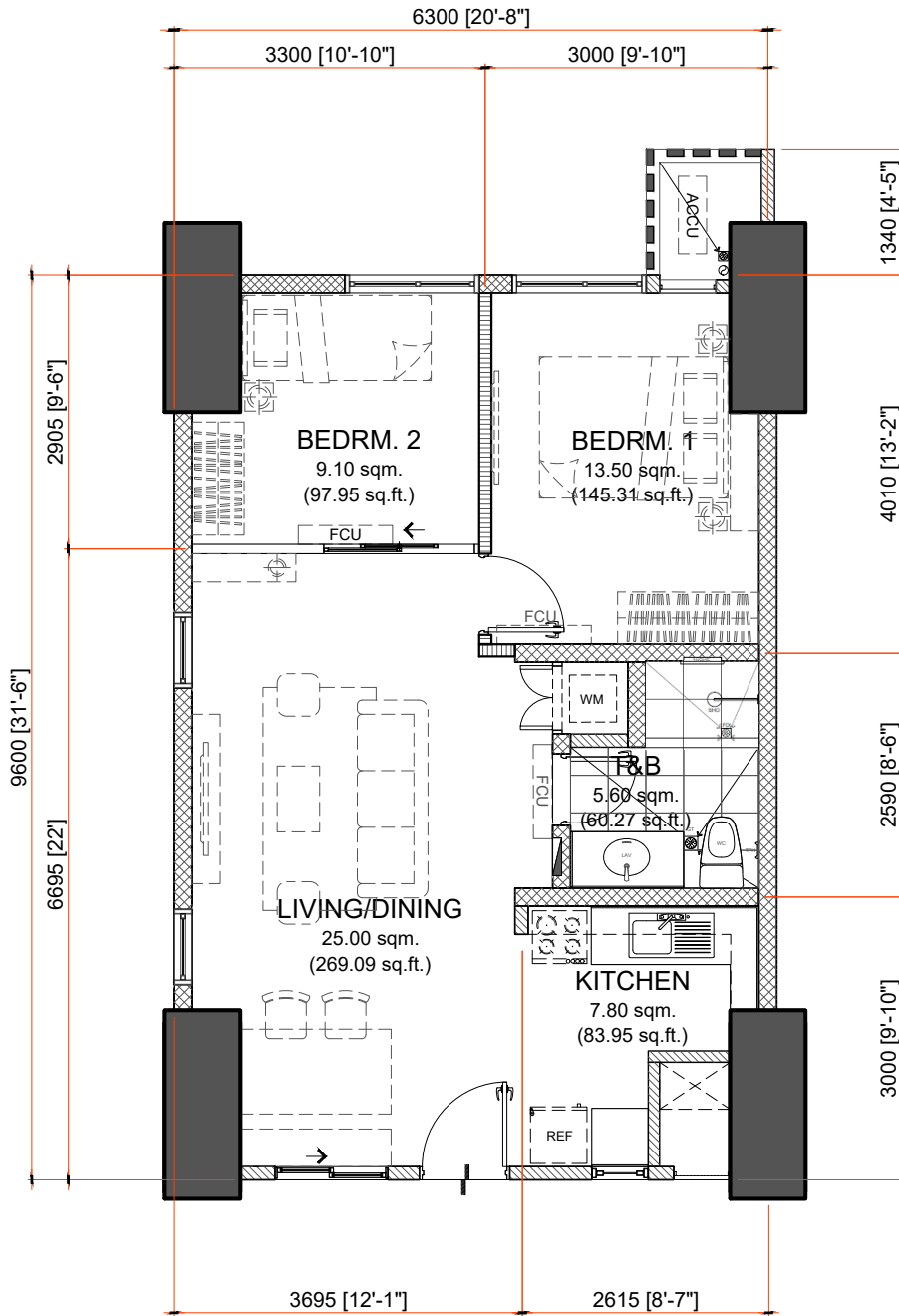
NOTED BY:		
NOEL		31AUG23
BEVS		12SEP2023
RIZA		Sep 5, 2023
ANA		9/13

64.50 sq.m. 2-BR TYPE P
INNER UNIT - 64.50sq.m. / 694.24 sq.ft.
WITH BALCONY - 4.50 sq.m. / 48.43 sq.ft.
GROSS FLOOR AREA -69.00 sq.m. / 742.67 sq.ft.

SCALE: 1:80 mtrs.

NOTE:
 - DIMENSIONS & AREAS MAY VARY BASED ON ACTUAL SITE CONDITION.
 - FURNITURE & APPLIANCES ARE NOT INCLUDED.
 - FLOOR PLANS DEPICTED IN THIS MATERIAL ARE FOR ILLUSTRATION PURPOSE ONLY
 - ALL PLANS DETAIL AND SPECIFICATION CONTAINED HEREIN ARE SUBJECT TO CHANGE WITHOUT PRIOR NOTICE AND DO NOT CONSTITUTE PART OF ANY OFFER OR CONTRACT.

INNER UNIT	AREA	
	SQ. MTR.	SQ. FT.
LIVING/ DINING	23.60	254.02
KITCHEN	7.50	80.72
BEDROOM 1	16.50	177.60
BEDROOM 2	10.80	116.25
T&B	6.10	65.65
UNIT AREA	64.50	694.24
BALCONY	4.50	48.43
GR. FLR. AREA	69.00	742.67



APPLICABLE TO:
WEST WING & EAST WING

61.00 sq.m. 2-BR TYPE Q
INNER UNIT - 61.00 sq.m. / 656.57 sq.ft.
GROSS FLOOR AREA - 61.00 sq.m. / 656.57 sq.ft.

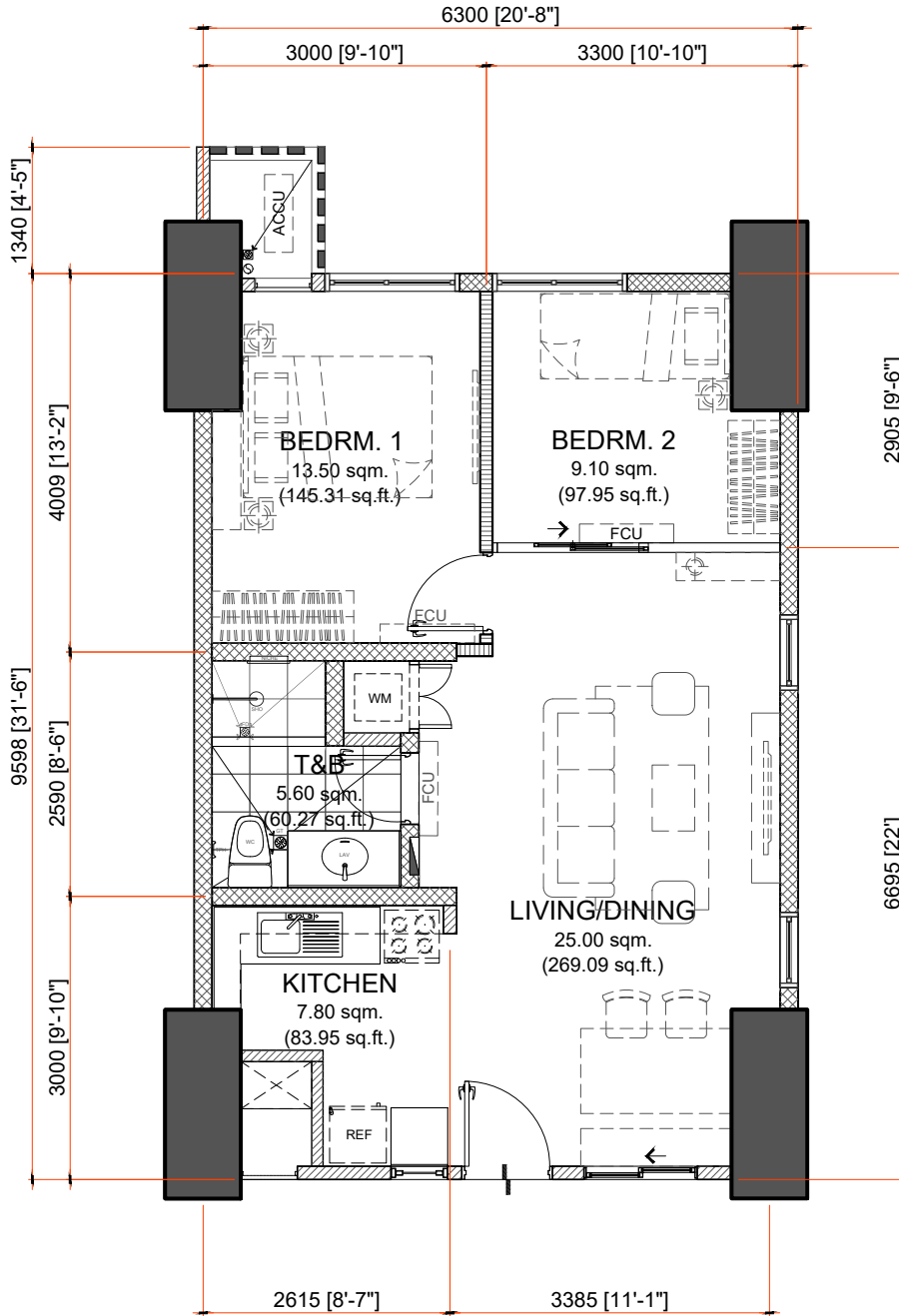
SCALE: 1:80 mtrs.

NOTE:

- DIMENSIONS & AREAS MAY VARY BASED ON ACTUAL SITE CONDITION.
- FURNITURE & APPLIANCES ARE NOT INCLUDED.
- FLOOR PLANS DEPICTED IN THIS MATERIAL ARE FOR ILLUSTRATION PURPOSE ONLY
- ALL PLANS DETAIL AND SPECIFICATION CONTAINED HEREIN ARE SUBJECT TO CHANGE WITHOUT PRIOR NOTICE AND DO NOT CONSTITUTE PART OF ANY OFFER OR CONTRACT.

INNER UNIT	AREA	
	SQ. MTR.	SQ. FT.
LIVING/ DINING	25.00	269.09
KITCHEN	7.80	83.95
BEDROOM 1	13.50	145.31
BEDROOM 2	9.10	97.95
T&B	5.60	60.27
UNIT AREA	61.00	656.57
GR. FLR. AREA	61.00	656.57

NOTED BY:		
NOEL		31AUG23
BEVS		12SEP2023
RIZA		Sep 5, 2023
ANA		9/13



APPLICABLE TO:
WEST WING & EAST WING

61.00 sq.m. 2-BR TYPE Q.1
 INNER UNIT - 61.00 sq.m. / 656.57 sq.ft.
 GROSS FLOOR AREA - 61.00 sq.m. / 656.57 sq.ft.

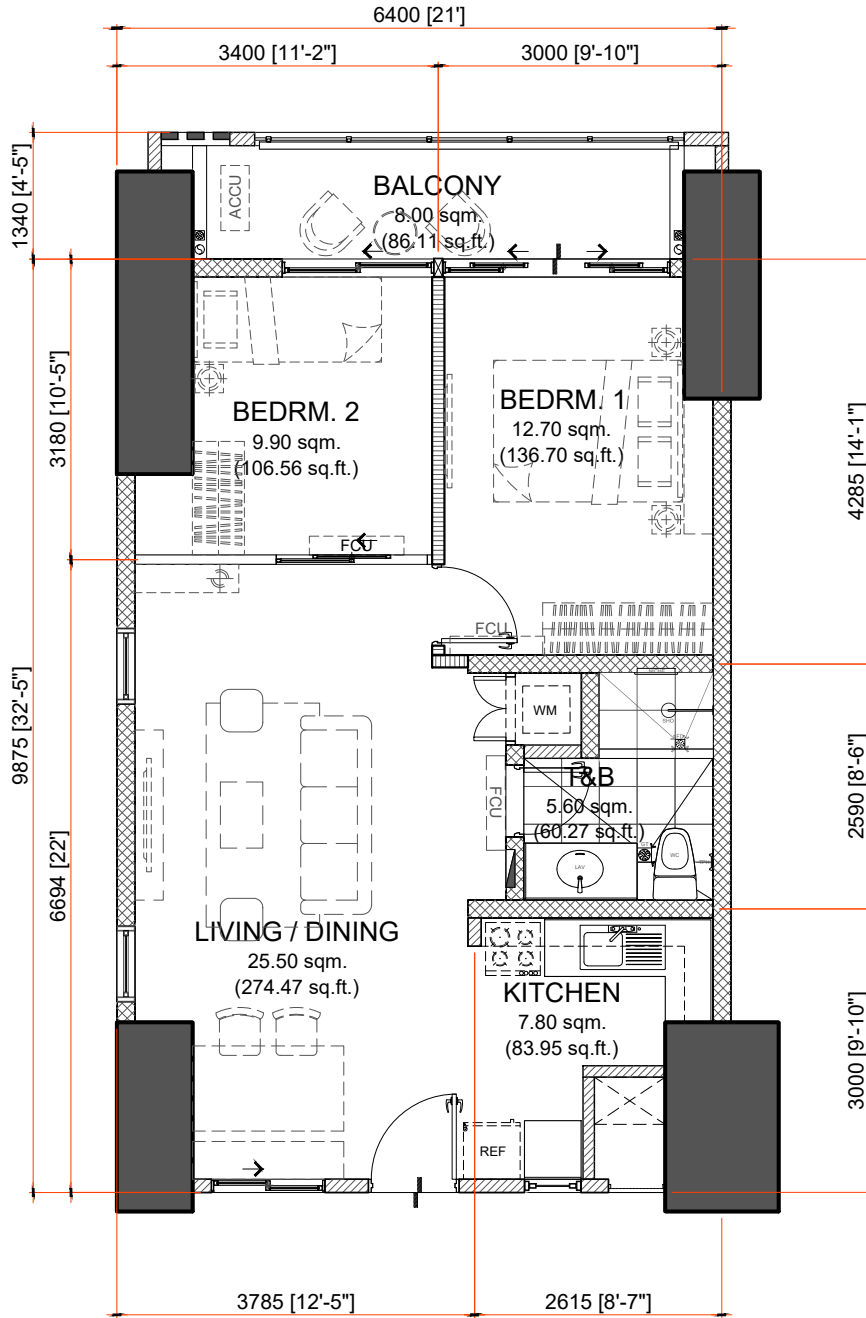
SCALE: 1:80 mtrs.

NOTE:

- DIMENSIONS & AREAS MAY VARY BASED ON ACTUAL SITE CONDITION.
- FURNITURE & APPLIANCES ARE NOT INCLUDED.
- FLOOR PLANS DEPICTED IN THIS MATERIAL ARE FOR ILLUSTRATION PURPOSE ONLY
- ALL PLANS DETAIL AND SPECIFICATION CONTAINED HEREIN ARE SUBJECT TO CHANGE WITHOUT PRIOR NOTICE AND DO NOT CONSTITUTE PART OF ANY OFFER OR CONTRACT.

INNER UNIT	AREA	
	SQ. MTR.	SQ. FT.
LIVING/ DINING	25.00	269.09
KITCHEN	7.80	83.95
BEDROOM 1	13.50	145.31
BEDROOM 2	9.10	97.95
T&B	5.60	60.27
UNIT AREA	61.00	656.59
GR. FLR. AREA	61.00	656.59

NOTED BY:		
NOEL		31AUG23
BEVS		12SEP2023
RIZA		Sep 5, 2023
ANA		9/13



APPLICABLE TO:
WEST WING

61.50 sq.m. 2-BR TYPE R

INNER UNIT - 61.50 sq.m. / 661.95 sq.ft.
WITH BALCONY - 8.00 sq.m. / 86.11 sq.ft. GROSS
FLOOR AREA - 69.50 sq.m. / 748.06 sq.ft.

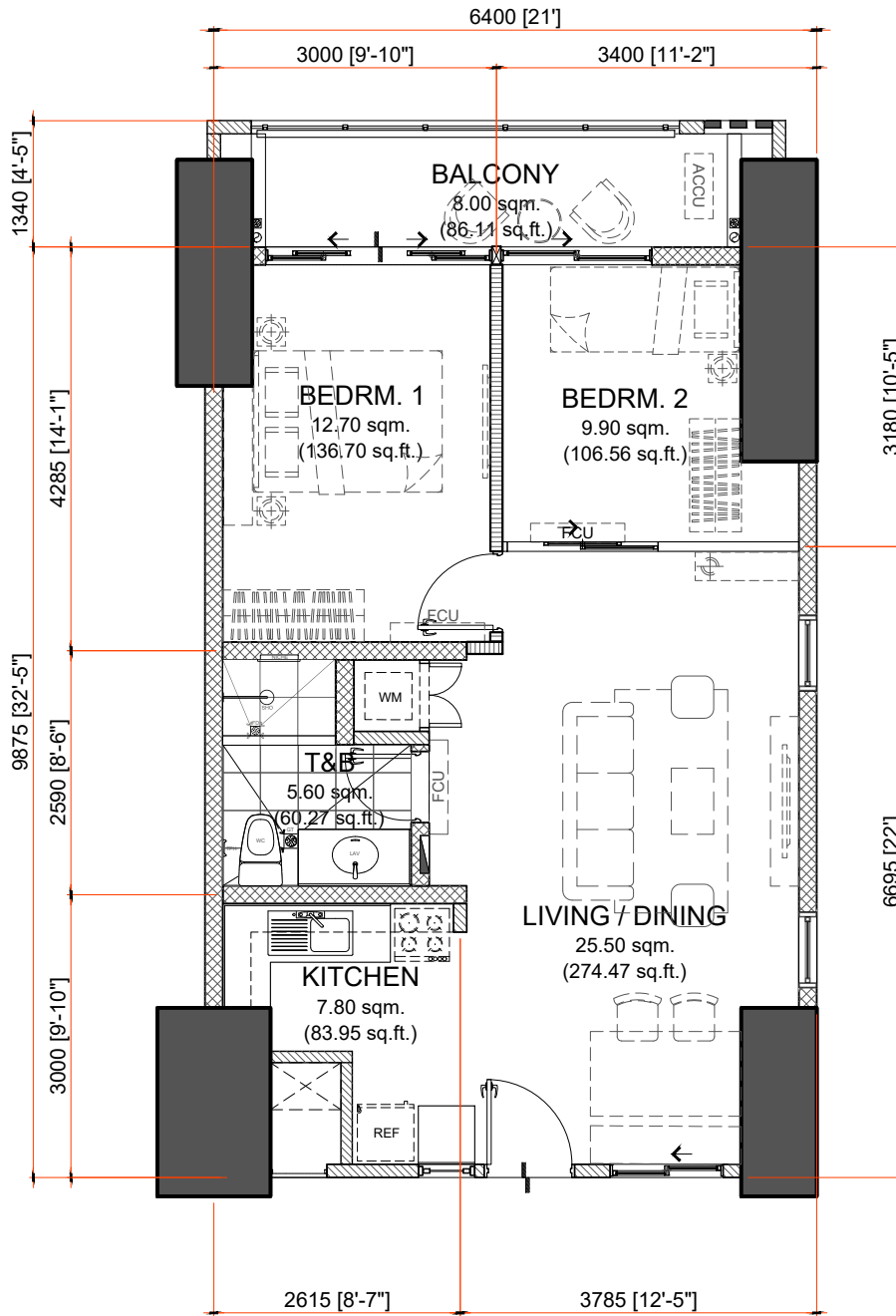
SCALE: 1:80 mtrs.

NOTE:

- DIMENSIONS & AREAS MAY VARY BASED ON ACTUAL SITE CONDITION.
- FURNITURE & APPLIANCES ARE NOT INCLUDED.
- FLOOR PLANS DEPICTED IN THIS MATERIAL ARE FOR ILLUSTRATION PURPOSE ONLY
- ALL PLANS DETAIL AND SPECIFICATION CONTAINED HEREIN ARE SUBJECT TO CHANGE WITHOUT PRIOR NOTICE AND DO NOT CONSTITUTE PART OF ANY OFFER OR CONTRACT.

INNER UNIT	AREA	
	SQ. MTR.	SQ. FT.
LIVING/ DINING	25.50	274.47
KITCHEN	7.80	83.95
BEDROOM 1	12.70	136.70
BEDROOM 2	9.90	106.56
T&B	5.60	60.27
UNIT AREA	61.50	661.95
BALCONY	8.00	86.11
GR. FLR. AREA	69.50	748.06

NOTED BY:		
NOEL		31AUG23
BEVS		25SEP2023
RIZA		Sep 5, 2023
ANA		9/13



APPLICABLE TO:
WEST WING

61.50 sq.m. 2-BR TYPE R.1
 INNER UNIT - 61.50 sq.m. / 661.95 sq.ft.
 WITH BALCONY - 8.00 sq.m. / 86.11 sq.ft. GROSS
 FLOOR AREA - 69.50 sq.m. / 748.06 sq.ft.

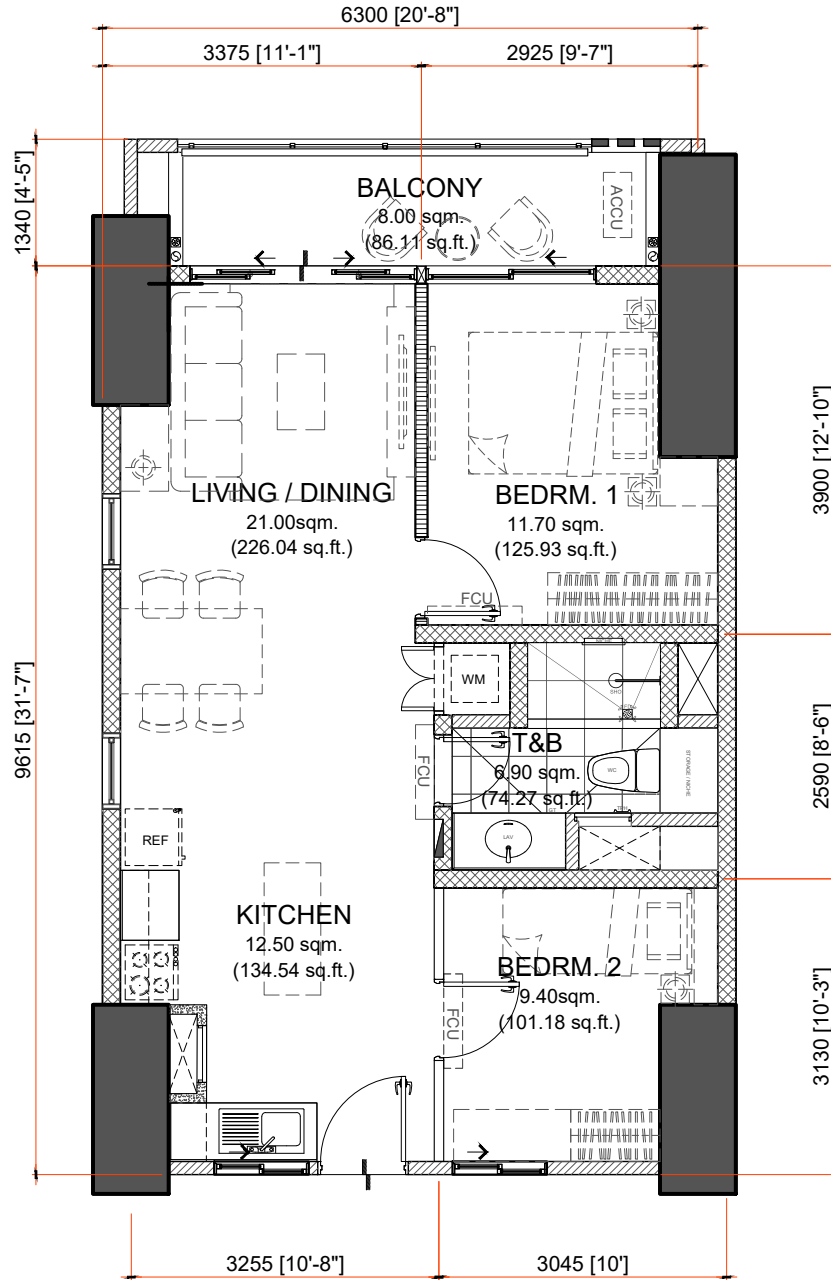
SCALE: 1:80 mtrs.

NOTE:

- DIMENSIONS & AREAS MAY VARY BASED ON ACTUAL SITE CONDITION.
- FURNITURE & APPLIANCES ARE NOT INCLUDED.
- FLOOR PLANS DEPICTED IN THIS MATERIAL ARE FOR ILLUSTRATION PURPOSE ONLY
- ALL PLANS DETAIL AND SPECIFICATION CONTAINED HEREIN ARE SUBJECT TO CHANGE WITHOUT PRIOR NOTICE AND DO NOT CONSTITUTE PART OF ANY OFFER OR CONTRACT.

INNER UNIT	AREA	
	SQ. MTR.	SQ. FT.
LIVING/ DINING	25.50	274.47
KITCHEN	7.80	83.95
BEDROOM 1	12.70	136.70
BEDROOM 2	9.90	106.56
T&B	5.60	60.27
UNIT AREA	61.50	661.95
BALCONY	8.00	86.11
GR. FLR. AREA	69.50	748.06

NOTED BY:		
NOEL		31AUG23
BEVS		12SEP2023
RIZA		Sep 5, 2023
ANA		9/13



APPLICABLE TO:
EAST WING

60.50 sq.m. 2-BR TYPE S

INNER UNIT - 60.50 sq.m. / 651.19 sq.ft.
WITH BALCONY - 8.00 sq.m. / 86.11 sq.ft. GROSS
FLOOR AREA - 68.50 sq.m. / 737.30 sq.ft.

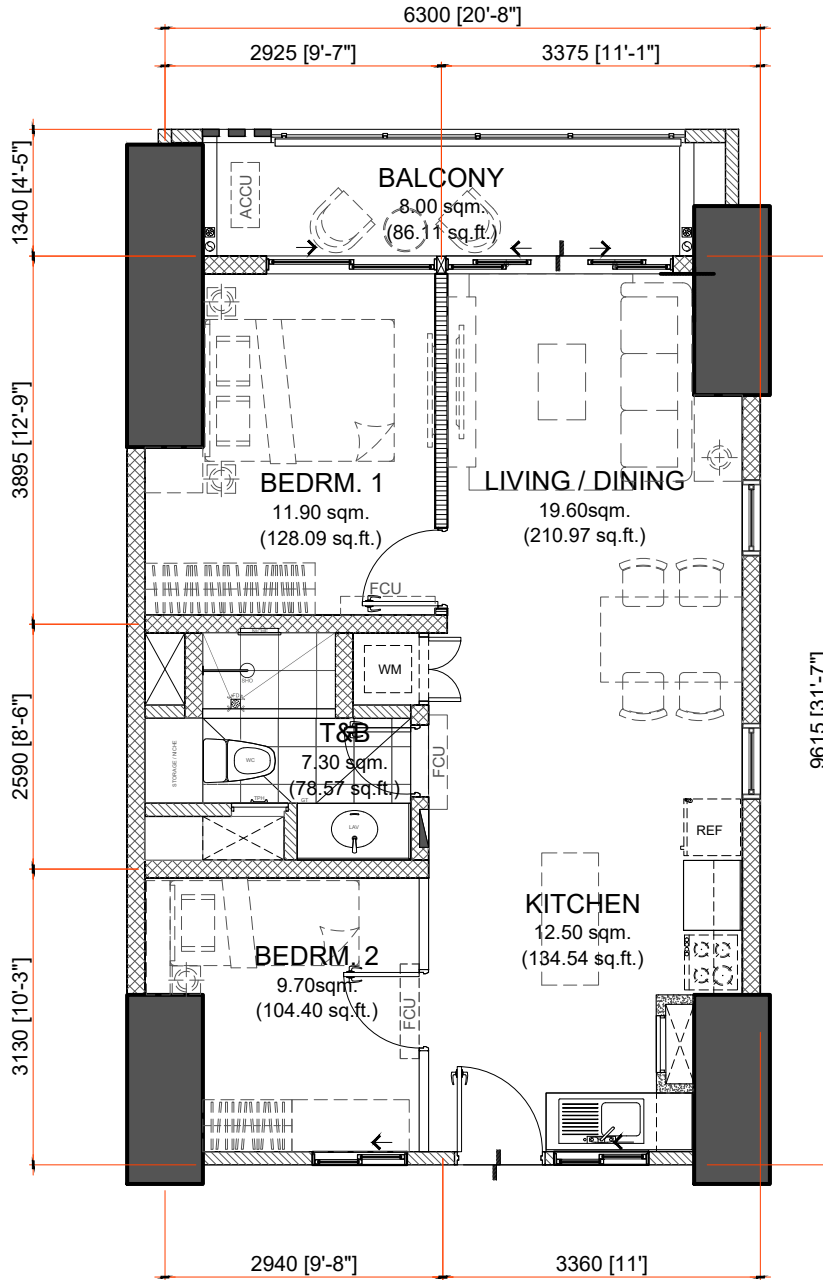
SCALE: 1:80 mtrs.

NOTE:

- DIMENSIONS & AREAS MAY VARY BASED ON ACTUAL SITE CONDITION.
- FURNITURE & APPLIANCES ARE NOT INCLUDED.
- FLOOR PLANS DEPICTED IN THIS MATERIAL ARE FOR ILLUSTRATION PURPOSE ONLY
- ALL PLANS DETAIL AND SPECIFICATION CONTAINED HEREIN ARE SUBJECT TO CHANGE WITHOUT PRIOR NOTICE AND DO NOT CONSTITUTE PART OF ANY OFFER OR CONTRACT.

INNER UNIT	AREA	
	SQ. MTR.	SQ. FT.
LIVING/ DINING	19.70	212.04
KITCHEN	12.50	134.54
BEDROOM 1	11.70	125.93
BEDROOM 2	9.40	101.18
T&B	7.20	77.50
UNIT AREA	60.50	651.19
BALCONY	8.00	86.11
GR. FLR. AREA	68.50	737.30

NOTED BY:		
NOEL		31AUG23
BEVS		12SEP2023
RIZA		Sep 5, 2023
ANA		9/13



**APPLICABLE TO:
EAST WING**

60.50 sq.m. 2-BR TYPE S.1

INNER UNIT - 60.50 sq.m. / 651.19 sq.ft.
WITH BALCONY - 8.00 sq.m. / 86.11 sq.ft. GROSS
FLOOR AREA - 68.50 sq.m. / 737.30 sq.ft.

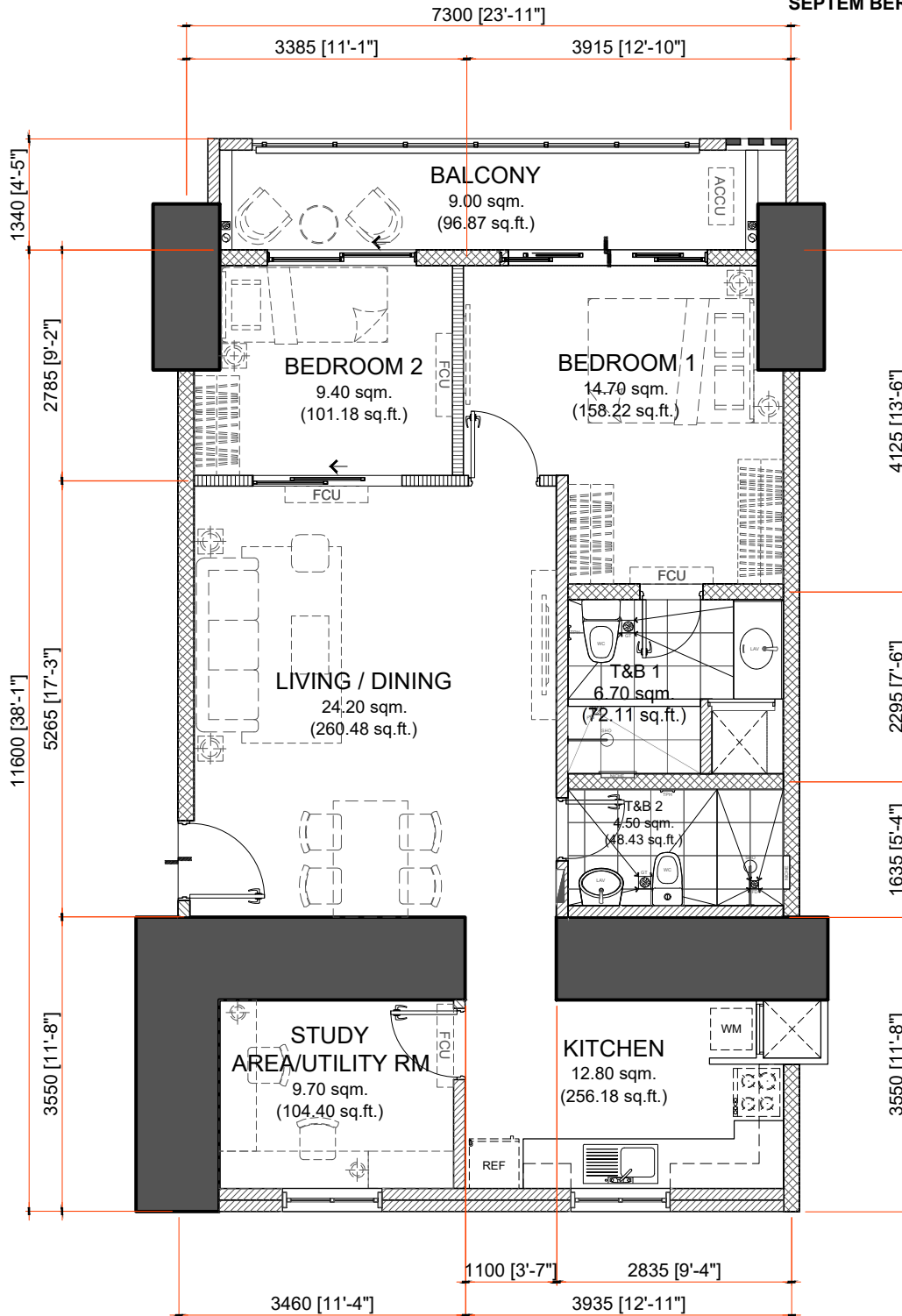
SCALE: 1:80 mtrs.

NOTE:

- DIMENSIONS & AREAS MAY VARY BASED ON ACTUAL SITE CONDITION.
- FURNITURE & APPLIANCES ARE NOT INCLUDED.
- FLOOR PLANS DEPICTED IN THIS MATERIAL ARE FOR ILLUSTRATION PURPOSE ONLY
- ALL PLANS DETAIL AND SPECIFICATION CONTAINED HEREIN ARE SUBJECT TO CHANGE WITHOUT PRIOR NOTICE AND DO NOT CONSTITUTE PART OF ANY OFFER OR CONTRACT.

INNER UNIT	AREA	
	SQ. MTR.	SQ. FT.
LIVING/ DINING	19.70	212.04
KITCHEN	12.50	134.54
BEDROOM 1	11.70	125.93
BEDROOM 2	9.40	101.18
T&B	7.20	77.50
UNIT AREA	60.50	651.19
BALCONY	8.00	86.11
GR. FLR. AREA	68.50	737.30

NOTED BY:		
NOEL		31AUG23
BEVS		12SEP2023
RIZA		Sep 5, 2023
ANA		9/13



APPLICABLE TO:
EAST WING

82.00 sq.m. 2-BR TYPE U
 INNER UNIT - 82.00 sq.m. / 882.59 sq.ft.
 WITH BALCONY - 9.00 sq.m. / 96.87 sq.ft.
 GROSS FLOOR AREA - 91.00 sq.m. / 979.46 sq.ft.

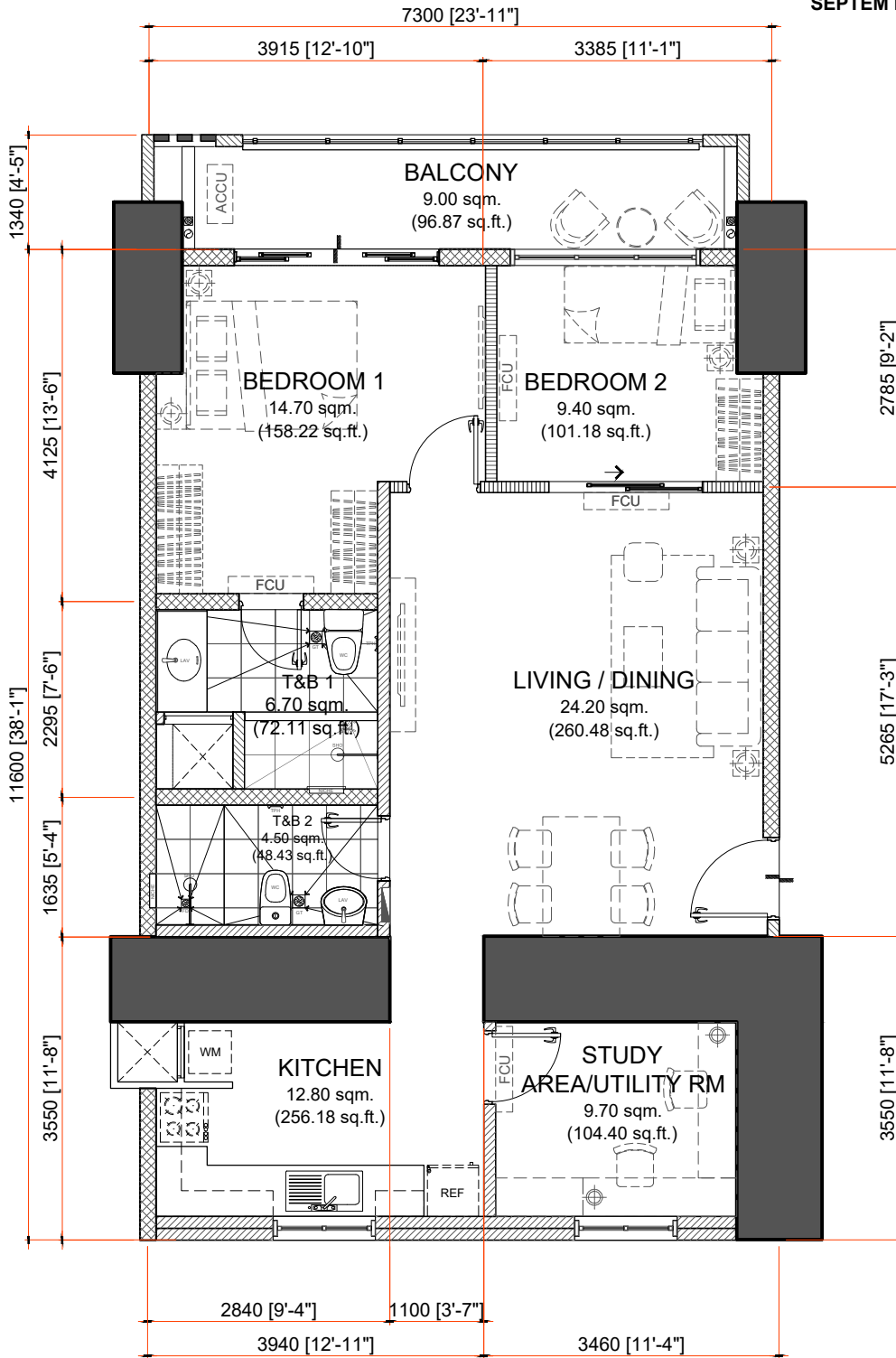
SCALE: 1:80 mtrs.

NOTE:

- DIMENSIONS & AREAS MAY VARY BASED ON ACTUAL SITE CONDITION.
- FURNITURE & APPLIANCES ARE NOT INCLUDED.
- FLOOR PLANS DEPICTED IN THIS MATERIAL ARE FOR ILLUSTRATION PURPOSE ONLY
- ALL PLANS DETAIL AND SPECIFICATION CONTAINED HEREIN ARE SUBJECT TO CHANGE WITHOUT PRIOR NOTICE AND DO NOT CONSTITUTE PART OF ANY OFFER OR CONTRACT.

INNER UNIT	AREA	
	SQ. MTR.	SQ. FT.
LIVING/ DINING	24.20	260.48
KITCHEN	12.80	137.77
BEDROOM 1	14.70	158.22
BEDROOM 2	9.40	101.18
STUDY AREA	9.70	104.40
T&B 1	6.70	72.11
T&B 2	4.50	48.43
UNIT AREA	82.00	882.59
BALCONY	9.00	96.87
GR. FLR. AREA	91.00	979.46

NOTED BY:		
NOEL		31AUG23
BEVS		12SEP2023
RIZA		Sep 5, 2023
ANA		9/13



APPLICABLE TO:
EAST WING

82.00 sq.m. 2-BR TYPE U.1

INNER UNIT - 82.00 sq.m. / 882.59 sq.ft.

WITH BALCONY - 9.00 sq.m. / 96.87 sq.ft.

GROSS FLOOR AREA - 91.00 sq.m. / 979.46 sq.ft.

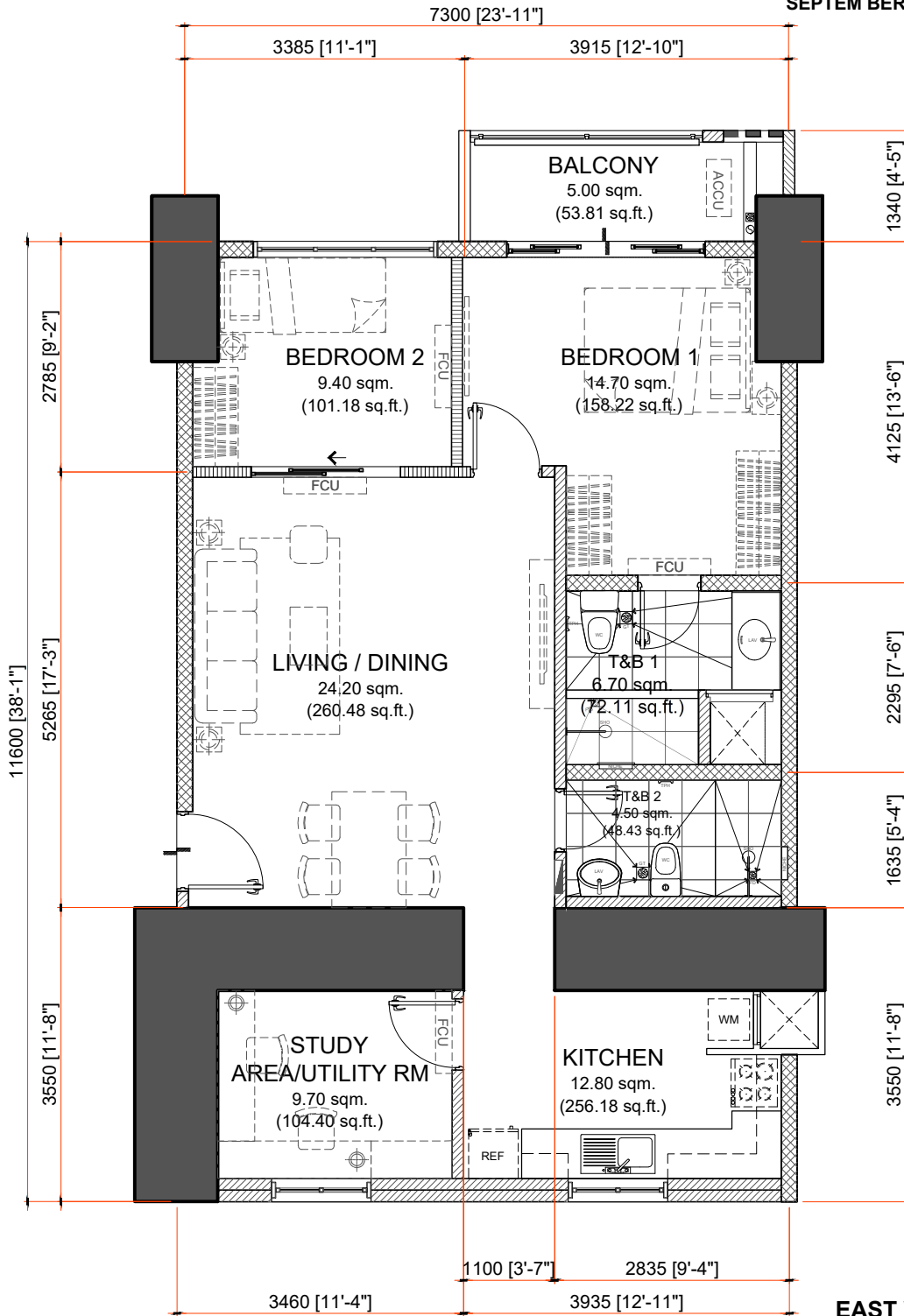
SCALE: 1:80 mtrs.

NOTE:

- DIMENSIONS & AREAS MAY VARY BASED ON ACTUAL SITE CONDITION.
- FURNITURE & APPLIANCES ARE NOT INCLUDED.
- FLOOR PLANS DEPICTED IN THIS MATERIAL ARE FOR ILLUSTRATION PURPOSE ONLY
- ALL PLANS DETAIL AND SPECIFICATION CONTAINED HEREIN ARE SUBJECT TO CHANGE WITHOUT PRIOR NOTICE AND DO NOT CONSTITUTE PART OF ANY OFFER OR CONTRACT.

INNER UNIT	AREA	
	SQ. MTR.	SQ. FT.
LIVING/ DINING	24.20	260.48
KITCHEN	12.80	137.77
BEDROOM 1	14.70	158.22
BEDROOM 2	9.40	101.18
STUDY AREA	9.70	104.40
T&B 1	6.70	72.11
T&B 2	4.50	48.43
UNIT AREA	82.00	882.59
BALCONY	9.00	96.87
GR. FLR. AREA	91.00	979.46

NOTED BY:		
NOEL		31AUG23
BEVS		12SEP2023
RIZA		Sep 5, 2023
ANA		9/3



APPLICABLE TO:
EAST WING & WEST WING

82.00 sq.m. 2-BR TYPE T
INNER UNIT - 82.00 sq.m. / 882.59 sq.ft.
 WITH BALCONY - 5.00 sq.m. / 53.81 sq.ft.
 GROSS FLOOR AREA - 87.00 sq.m. / 936.40 sq.ft.

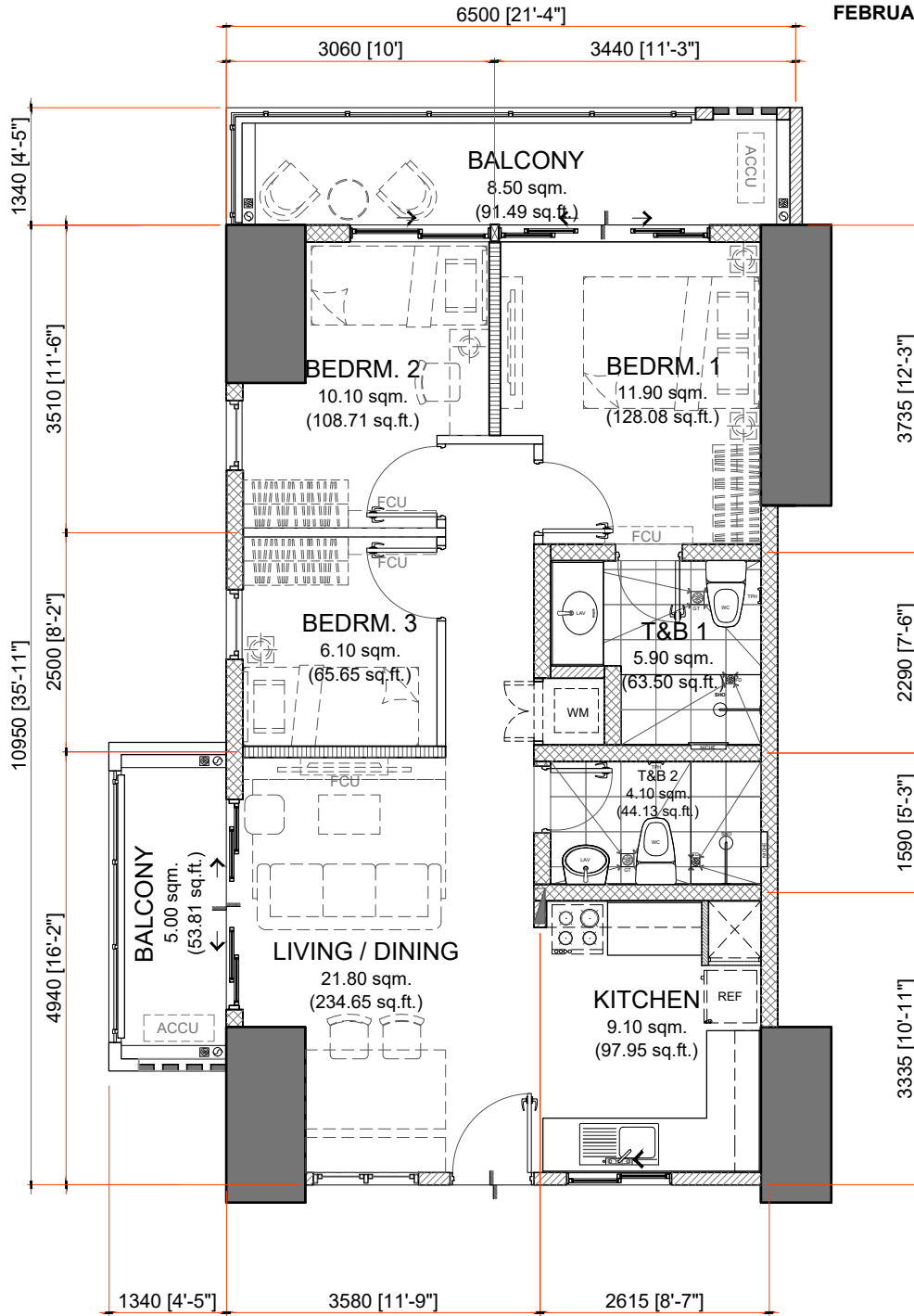
SCALE: 1:80 mtrs.

NOTE:

- DIMENSIONS & AREAS MAY VARY BASED ON ACTUAL SITE CONDITION.
- FURNITURE & APPLIANCES ARE NOT INCLUDED.
- FLOOR PLANS DEPICTED IN THIS MATERIAL ARE FOR ILLUSTRATION PURPOSE ONLY
- ALL PLANS DETAIL AND SPECIFICATION CONTAINED HEREIN ARE SUBJECT TO CHANGE WITHOUT PRIOR NOTICE AND DO NOT CONSTITUTE PART OF ANY OFFER OR CONTRACT.

INNER UNIT	AREA	
	SQ. MTR.	SQ. FT.
LIVING/ DINING	24.20	260.48
KITCHEN	12.80	137.77
BEDROOM 1	14.70	158.22
BEDROOM 2	9.40	101.18
STUDY AREA	9.70	104.40
T&B 1	6.70	72.11
T&B 2	4.50	48.43
UNIT AREA	82.00	882.59
BALCONY	5.00	53.81
GR. FLR. AREA	87.00	936.40

NOTED BY:		
NOEL		31AUG23
BEVS		12SEP2023
RIZA		Sep 5, 2023
ANA		9/13



APPLICABLE TO:
EAST

69.00 sq.m. 3-BR TYPE A

END UNIT - 69.00 sq.m. / 742.67 sq.ft.

WITH 2 BALCONIES - 5.00 sq.m. / 53.81 sq.ft.

8.50 sq.m. / 91.49 sq.ft.

GROSS FLOOR AREA - 82.50 sq.m. / 887.97 sq.ft.

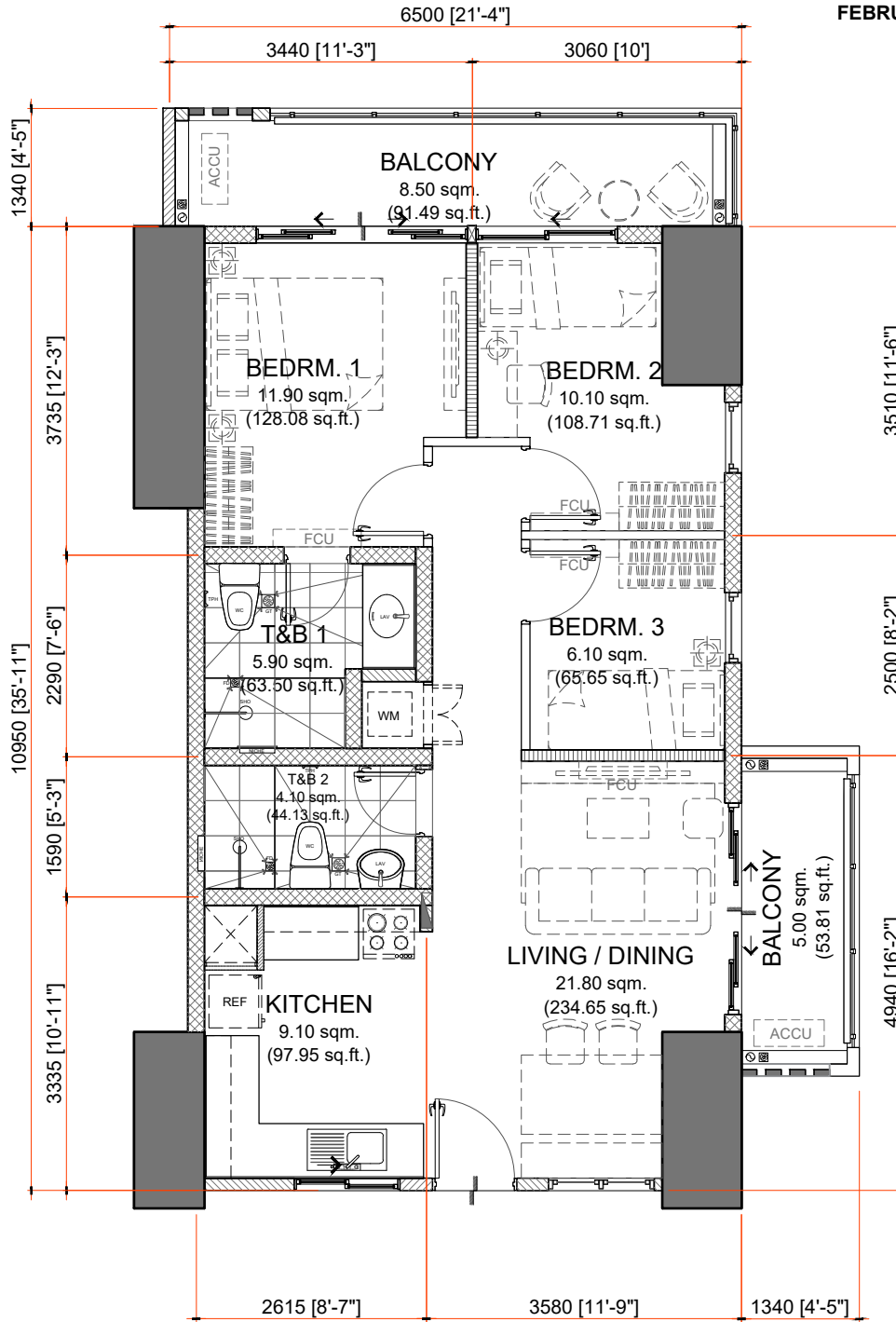
SCALE: 1:80 mtrs.

NOTE:

- DIMENSIONS & AREAS MAY VARY BASED ON ACTUAL SITE CONDITION.
- FURNITURE & APPLIANCES ARE NOT INCLUDED.
- FLOOR PLANS DEPICTED IN THIS MATERIAL ARE FOR ILLUSTRATION PURPOSE ONLY
- ALL PLANS DETAIL AND SPECIFICATION CONTAINED HEREIN ARE SUBJECT TO CHANGE WITHOUT PRIOR NOTICE AND DO NOT CONSTITUTE PART OF ANY OFFER OR CONTRACT.

END UNIT	AREA	
	SQ. MTR.	SQ. FT.
LIVING/ DINING	21.80	234.65
KITCHEN	9.10	97.95
BEDROOM 1	11.90	128.08
BEDROOM 2	10.10	108.71
BEDROOM 3	6.10	65.65
T&B 1	5.90	63.50
T&B 2	4.10	44.13
UNIT AREA	69.00	742.67
BALCONY 1	8.50	91.49
BALCONY 2	5.00	53.81
GR. FLR. AREA	82.50	887.97

NOTED BY:		
NOEL		13FEB24
RIZA		Feb 12, 2024
ANA		2/14



APPLICABLE TO:
EAST

69.00 sq.m. 3-BR TYPE A.1

END UNIT - 69.00 sq.m. / 742.67 sq.ft.

WITH 2 BALCONIES - 5.00 sq.m. / 53.81 sq.ft.
8.50 sq.m. / 91.49 sq.ft.

GROSS FLOOR AREA - 82.50 sq.m. / 887.97 sq.ft.

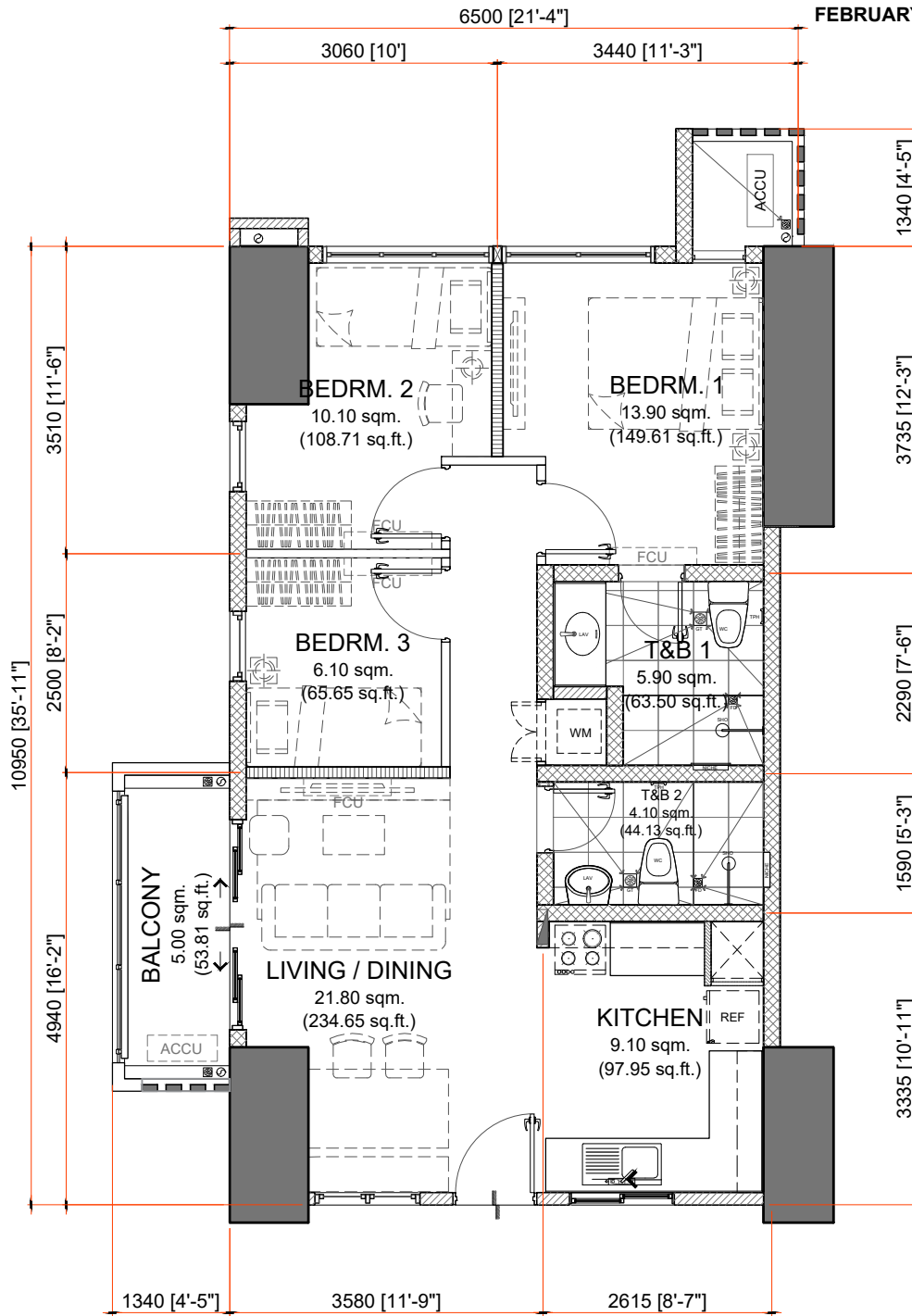
SCALE: 1:80 mtrs.

NOTE:

- DIMENSIONS & AREAS MAY VARY BASED ON ACTUAL SITE CONDITION.
- FURNITURE & APPLIANCES ARE NOT INCLUDED.
- FLOOR PLANS DEPICTED IN THIS MATERIAL ARE FOR ILLUSTRATION PURPOSE ONLY
- ALL PLANS DETAIL AND SPECIFICATION CONTAINED HEREIN ARE SUBJECT TO CHANGE WITHOUT PRIOR NOTICE AND DO NOT CONSTITUTE PART OF ANY OFFER OR CONTRACT.

END UNIT	AREA	
	SQ. MTR.	SQ. FT.
LIVING/ DINING	21.80	234.65
KITCHEN	9.10	97.95
BEDROOM 1	11.90	128.08
BEDROOM 2	10.10	108.71
BEDROOM 3	6.10	65.65
T&B 1	5.90	63.50
T&B 2	4.10	44.13
UNIT AREA	69.00	742.67
BALCONY 1	8.50	91.49
BALCONY 2	5.00	53.81
GR. FLR. AREA	82.50	887.97

NOTED BY:		
NOEL		13FEB24
RIZA		Feb 12, 2024
ANA		2/14



APPLICABLE TO:
EAST

71.00 sq.m. 3-BR TYPE B

END UNIT - 71.00 sq.m. / 764.20 sq.ft.

WITH BALCONY - 5.00 sq.m. / 53.81 sq.ft.

GROSS FLOOR AREA - 76.00 sq.m. / 818.01 sq.ft.

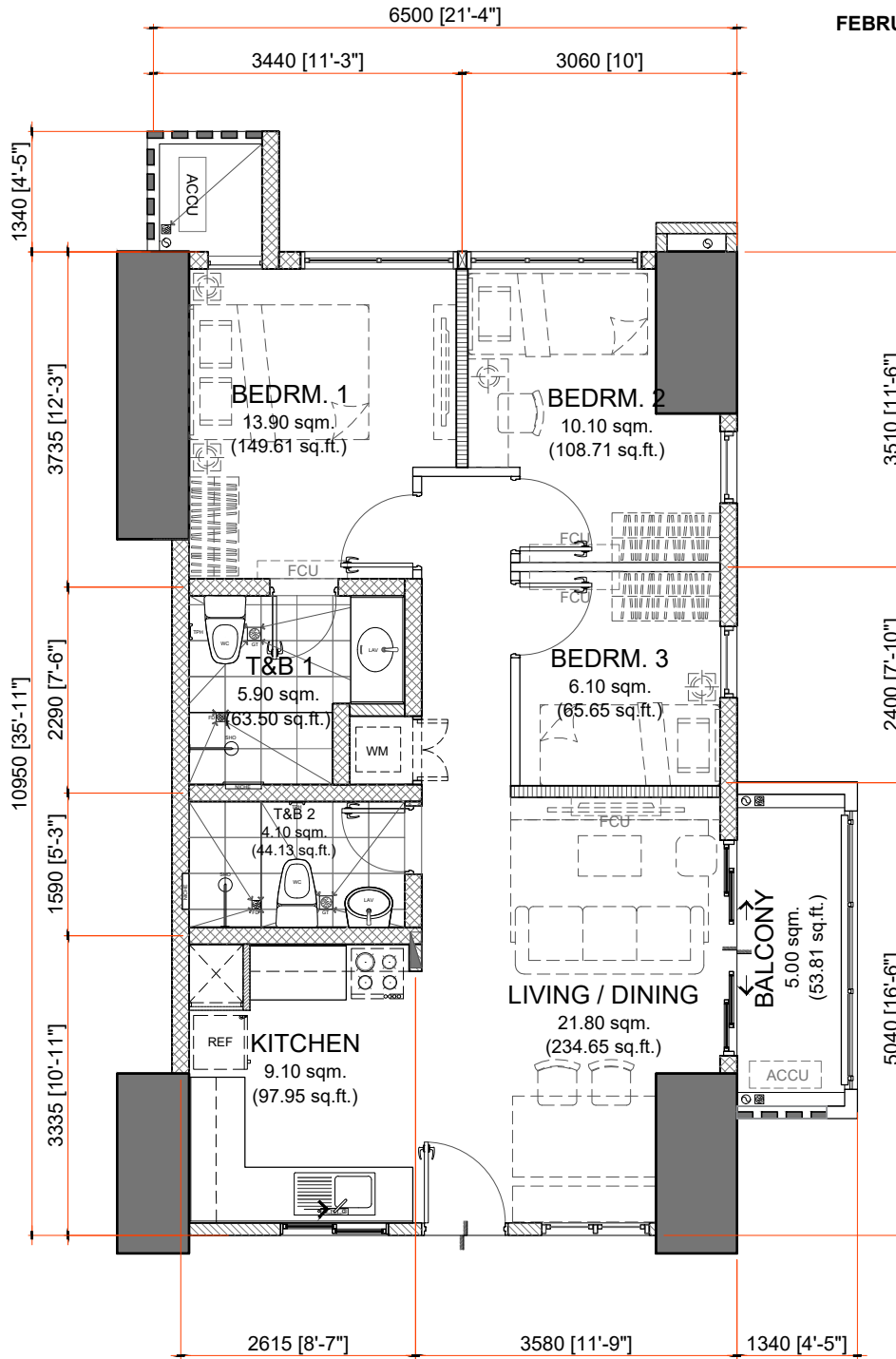
SCALE: 1:80 mtrs.

NOTE:

- DIMENSIONS & AREAS MAY VARY BASED ON ACTUAL SITE CONDITION.
- FURNITURE & APPLIANCES ARE NOT INCLUDED.
- FLOOR PLANS DEPICTED IN THIS MATERIAL ARE FOR ILLUSTRATION PURPOSE ONLY
- ALL PLANS DETAIL AND SPECIFICATION CONTAINED HEREIN ARE SUBJECT TO CHANGE WITHOUT PRIOR NOTICE AND DO NOT CONSTITUTE PART OF ANY OFFER OR CONTRACT.

END UNIT	AREA	
	SQ. MTR.	SQ. FT.
LIVING/ DINING	21.80	234.65
KITCHEN	9.10	97.95
BEDROOM 1	13.90	149.61
BEDROOM 2	10.10	108.71
BEDROOM 3	6.10	65.65
T&B 1	5.90	63.50
T&B 2	4.10	44.13
UNIT AREA	71.00	764.20
BALCONY 1	5.00	53.81
GR. FLR. AREA	76.00	818.01

NOTED BY:		
NOEL		13FEB24
RIZA		Feb 12, 2024
ANA		2/14



APPLICABLE TO:
EAST

71.00 sq.m. 3-BR TYPE B.1
 END UNIT - 71.00 sq.m. / 764.20 sq.ft.
 WITH BALCONY - 5.00 sq.m. / 53.81 sq.ft.
 GROSS FLOOR AREA - 76.00 sq.m. / 818.01 sq.ft.

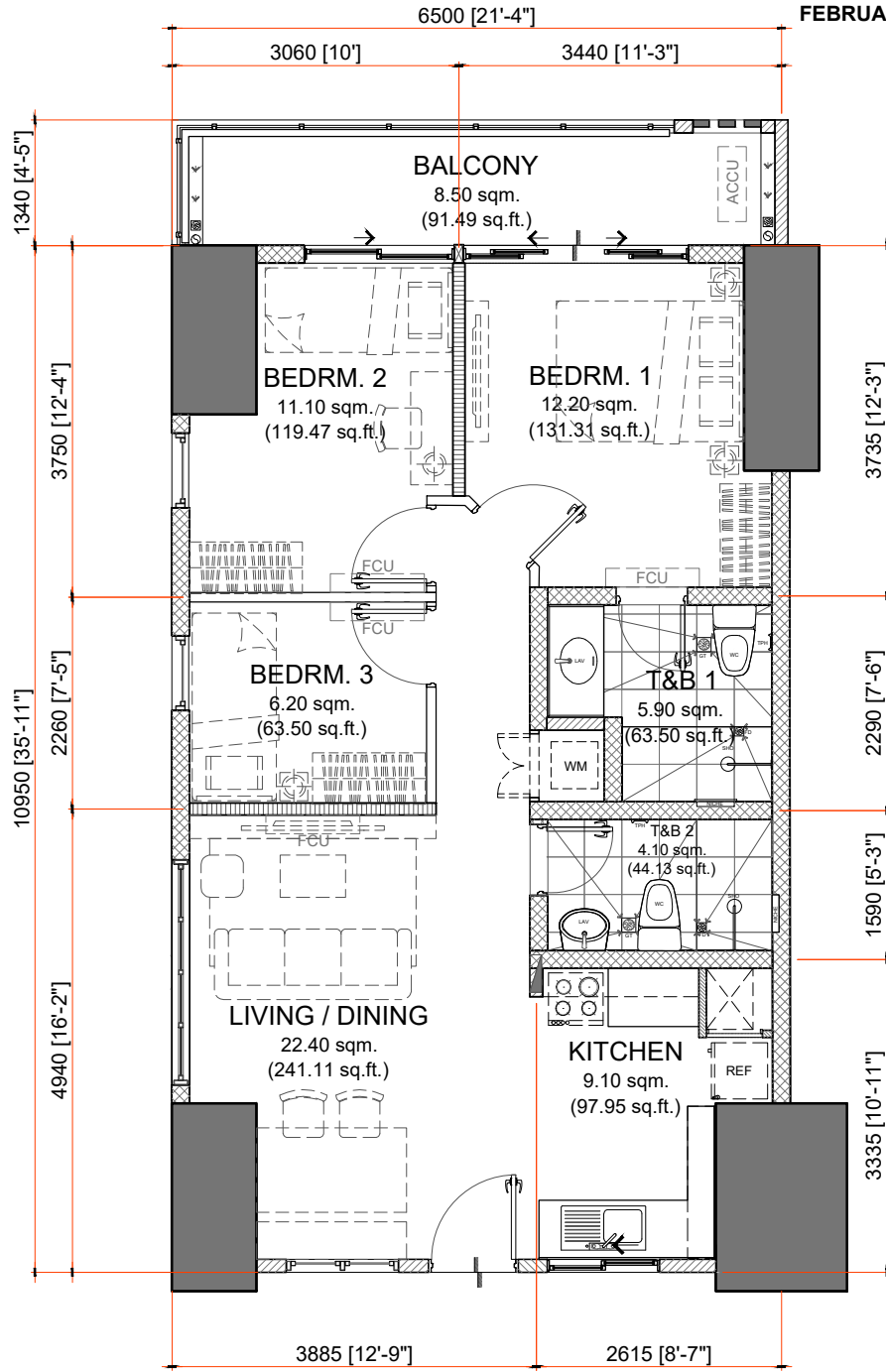
SCALE: 1:80 mtrs.

NOTE:

- DIMENSIONS & AREAS MAY VARY BASED ON ACTUAL SITE CONDITION.
- FURNITURE & APPLIANCES ARE NOT INCLUDED.
- FLOOR PLANS DEPICTED IN THIS MATERIAL ARE FOR ILLUSTRATION PURPOSE ONLY
- ALL PLANS DETAIL AND SPECIFICATION CONTAINED HEREIN ARE SUBJECT TO CHANGE WITHOUT PRIOR NOTICE AND DO NOT CONSTITUTE PART OF ANY OFFER OR CONTRACT.

END UNIT	AREA	
	SQ. MTR.	SQ. FT.
LIVING / DINING	21.80	234.65
KITCHEN	9.10	97.95
BEDROOM 1	13.90	149.61
BEDROOM 2	10.10	108.71
BEDROOM 3	6.10	65.65
T&B 1	5.90	63.50
T&B 2	4.10	44.13
UNIT AREA	71.00	764.20
BALCONY 1	5.00	53.81
GR. FLR. AREA	76.00	818.01

NOTED BY:	
NOEL	13FEB24
RIZA	Feb 12, 2024
ANA	2/14



APPLICABLE TO:
WEST

71.00 sq.m. 3-BR TYPE C
 END UNIT - 71.00 sq.m. / 764.20 sq.ft.
 WITH BALCONY - 8.50 sq.m. / 91.49 sq.ft.
 GROSS FLOOR AREA - 79.50 sq.m. / 855.69 sq.ft.

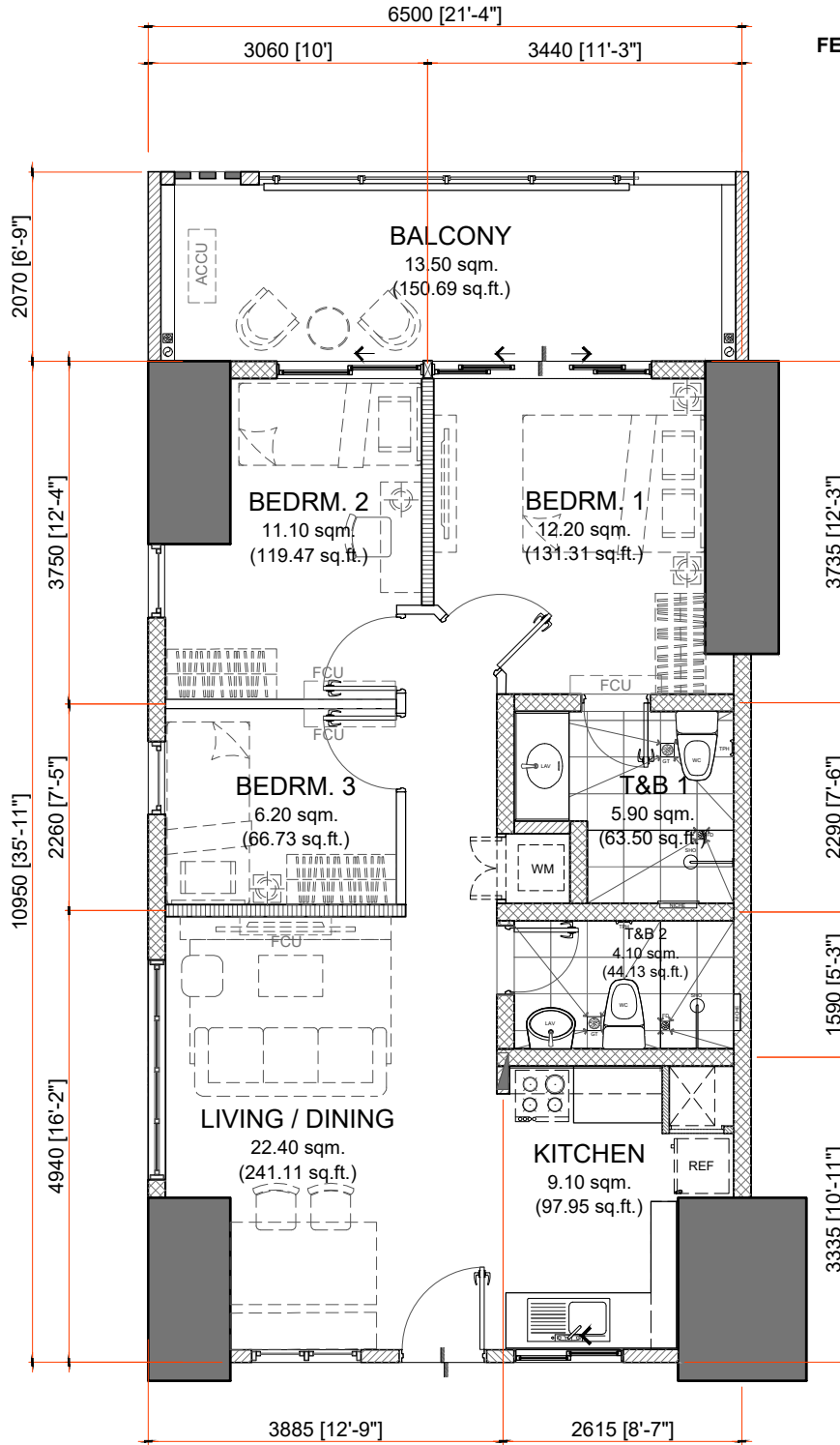
SCALE: 1:80 mtrs.

NOTE:

- DIMENSIONS & AREAS MAY VARY BASED ON ACTUAL SITE CONDITION.
- FURNITURE & APPLIANCES ARE NOT INCLUDED.
- FLOOR PLANS DEPICTED IN THIS MATERIAL ARE FOR ILLUSTRATION PURPOSE ONLY
- ALL PLANS DETAIL AND SPECIFICATION CONTAINED HEREIN ARE SUBJECT TO CHANGE WITHOUT PRIOR NOTICE AND DO NOT CONSTITUTE PART OF ANY OFFER OR CONTRACT.

END UNIT	AREA	
	SQ. MTR.	SQ. FT.
LIVING/ DINING	22.40	241.11
KITCHEN	9.10	97.95
BEDROOM 1	12.20	131.31
BEDROOM 2	11.10	119.47
BEDROOM 3	6.20	66.73
T&B 1	5.90	63.50
T&B 2	4.10	44.13
UNIT AREA	71.00	764.20
BALCONY 1	8.50	91.49
GR. FLR. AREA	79.50	855.69

NOTED BY:		
NOEL		13FEB24
RIZA		Feb 12, 2024
ANA		2/14



APPLICABLE TO:
WEST

71.00 sq.m. 3-BR TYPE D
 END UNIT - 71.00 sq.m. / 764.20 sq.ft.
 WITH BALCONY - 14.00 sq.m. / 150.69 sq.ft.
 GROSS FLOOR AREA - 85.00 sq.m. / 914.89 sq.ft.

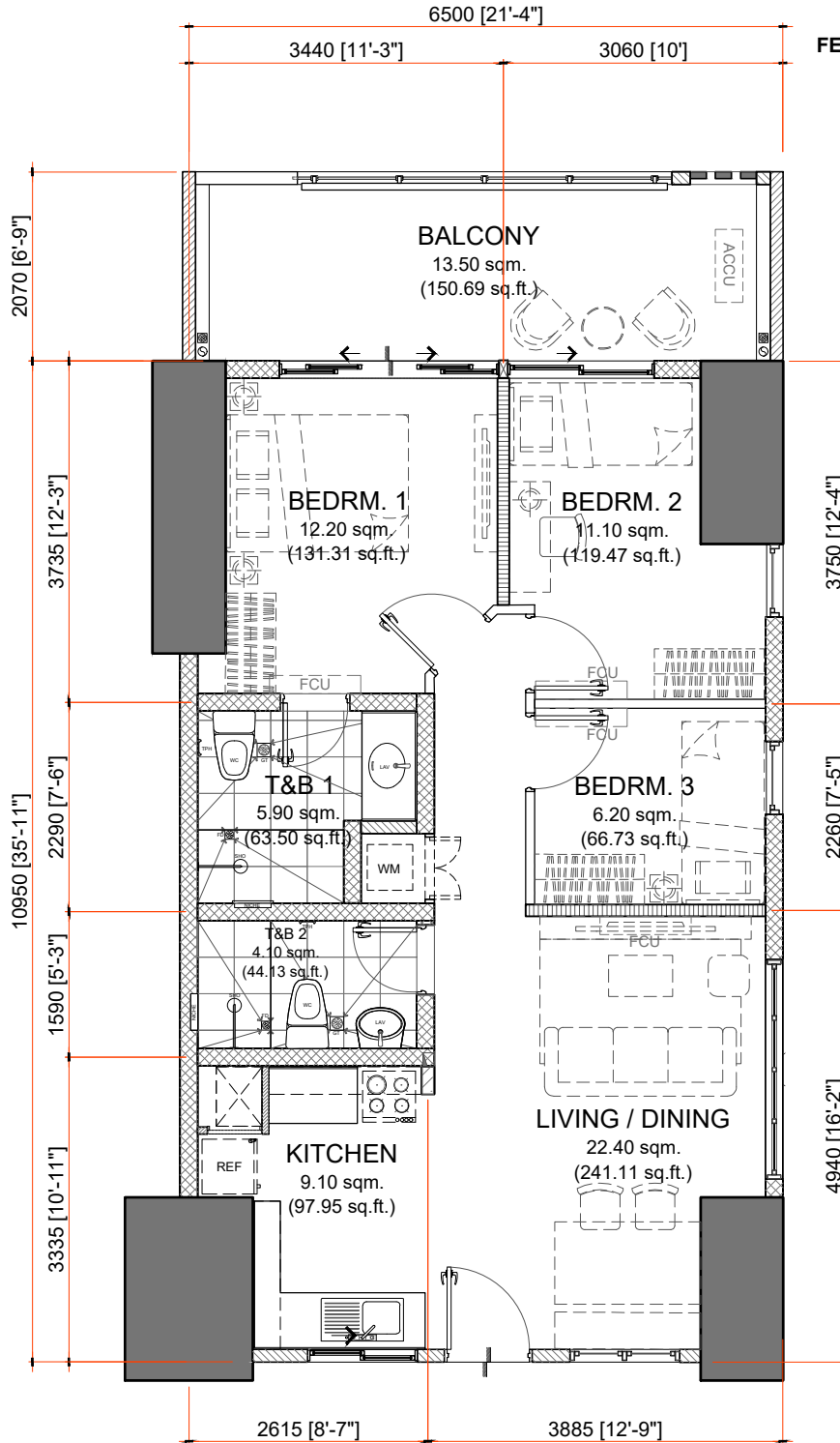
SCALE: 1:80 mtrs.

NOTE:

- DIMENSIONS & AREAS MAY VARY BASED ON ACTUAL SITE CONDITION.
- FURNITURE & APPLIANCES ARE NOT INCLUDED.
- FLOOR PLANS DEPICTED IN THIS MATERIAL ARE FOR ILLUSTRATION PURPOSE ONLY
- ALL PLANS DETAIL AND SPECIFICATION CONTAINED HEREIN ARE SUBJECT TO CHANGE WITHOUT PRIOR NOTICE AND DO NOT CONSTITUTE PART OF ANY OFFER OR CONTRACT.

END UNIT	AREA	
	SQ. MTR.	SQ. FT.
LIVING/ DINING	22.40	241.11
KITCHEN	9.10	97.95
BEDROOM 1	12.20	131.31
BEDROOM 2	11.10	119.47
BEDROOM 3	6.20	66.73
T&B 1	5.90	63.50
T&B 2	4.10	44.13
UNIT AREA	71.00	764.20
BALCONY 1	14.00	150.69
GR. FLR. AREA	85.00	914.89

NOTED BY:		
NOEL		13FEB24
RIZA		Feb 12, 2024
ANA		2/14



APPLICABLE TO:
WEST

71.00 sq.m. 3-BR TYPE D.1
 END UNIT - 71.00 sq.m. / 764.20 sq.ft.
 WITH BALCONY - 14.00 sq.m. / 150.69 sq.ft.
 GROSS FLOOR AREA - 85.00 sq.m. / 914.89 sq.ft.

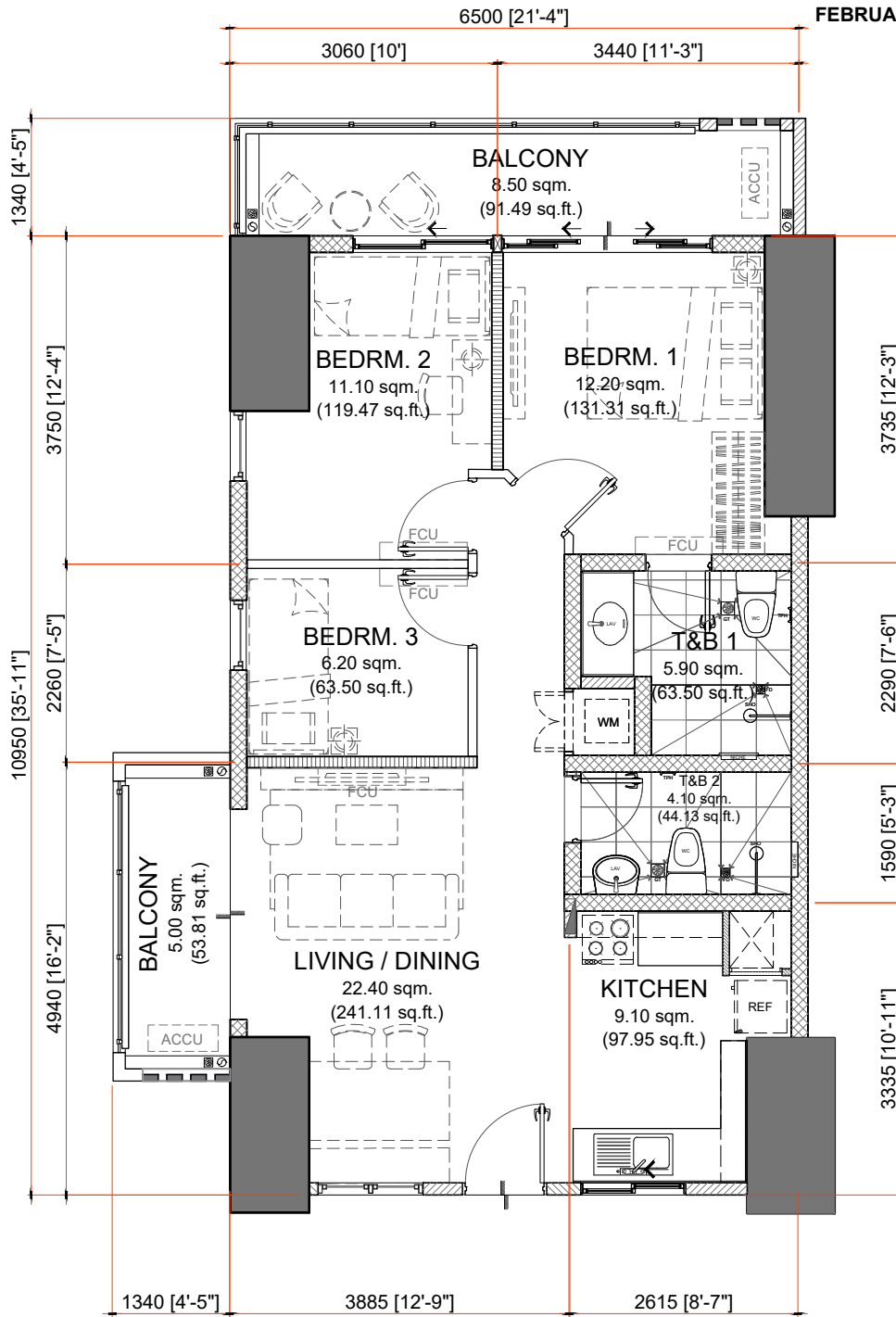
SCALE: 1:80 mtrs.

NOTE:

- DIMENSIONS & AREAS MAY VARY BASED ON ACTUAL SITE CONDITION.
- FURNITURE & APPLIANCES ARE NOT INCLUDED.
- FLOOR PLANS DEPICTED IN THIS MATERIAL ARE FOR ILLUSTRATION PURPOSE ONLY
- ALL PLANS DETAIL AND SPECIFICATION CONTAINED HEREIN ARE SUBJECT TO CHANGE WITHOUT PRIOR NOTICE AND DO NOT CONSTITUTE PART OF ANY OFFER OR CONTRACT.

END UNIT	AREA	
	SQ. MTR.	SQ. FT.
LIVING/ DINING	22.40	241.11
KITCHEN	9.10	97.95
BEDROOM 1	12.20	131.31
BEDROOM 2	11.10	119.47
BEDROOM 3	6.20	66.73
T&B 1	5.90	63.50
T&B 2	4.10	44.13
UNIT AREA	71.00	764.20
BALCONY 1	14.00	150.69
GR. FLR. AREA	85.00	914.89

NOTED BY:		
NOEL		13FEB24
RIZA		Feb 12, 2024
ANA		2/14



APPLICABLE TO:
EAST & WEST

71.00 sq.m. 3-BR TYPE E
 END UNIT - 71.00 sq.m. / 764.20 sq.ft.
 WITH 2 BALCONIES - 5.00 sq.m. / 53.81 sq.ft.
 8.50 sq.m. / 91.49 sq.ft.
 GROSS FLOOR AREA - 84.50 sq.m. / 909.50 sq.ft.

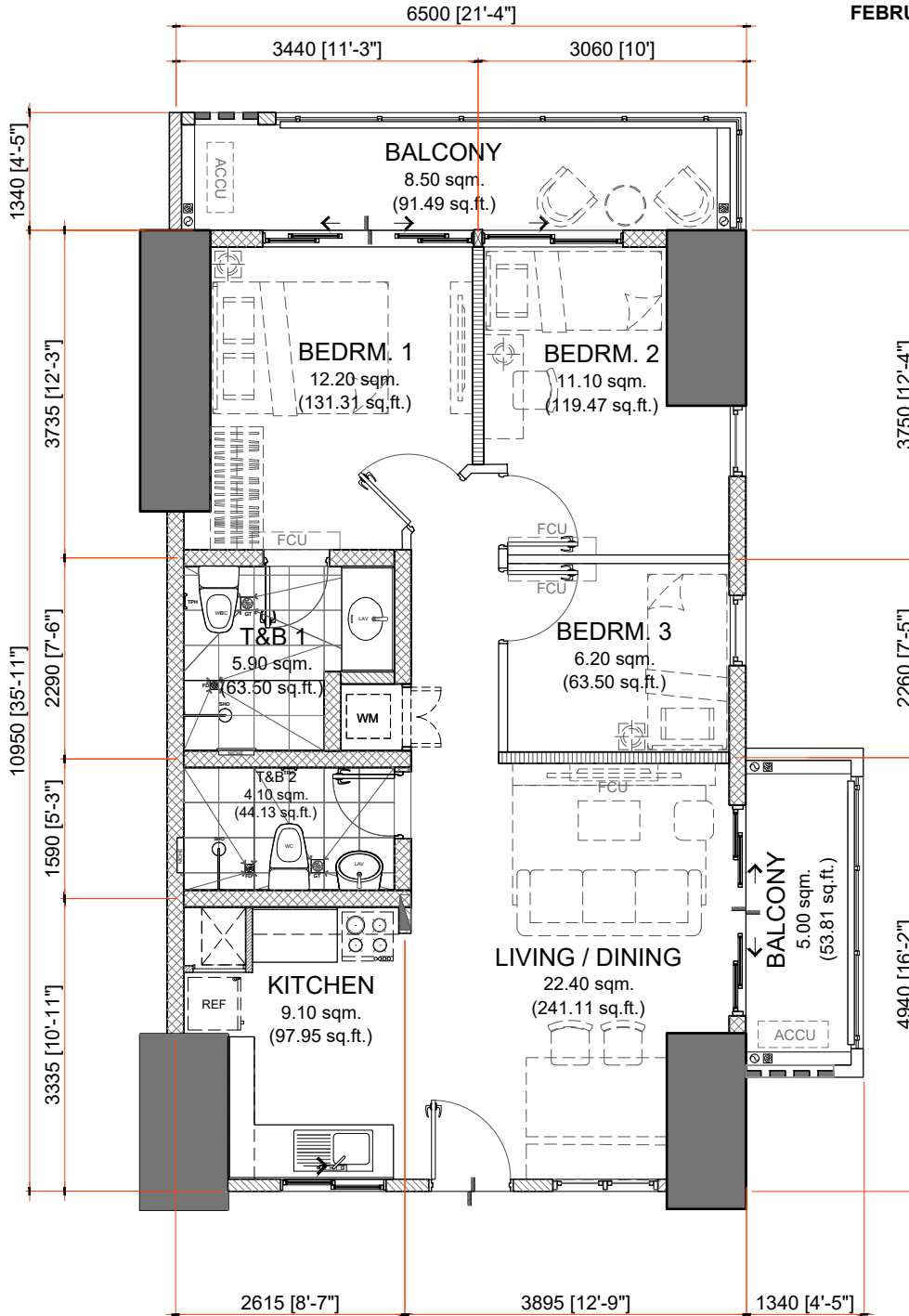
SCALE: 1:80 mtrs.

NOTE:

- DIMENSIONS & AREAS MAY VARY BASED ON ACTUAL SITE CONDITION.
- FURNITURE & APPLIANCES ARE NOT INCLUDED.
- FLOOR PLANS DEPICTED IN THIS MATERIAL ARE FOR ILLUSTRATION PURPOSE ONLY
- ALL PLANS DETAIL AND SPECIFICATION CONTAINED HEREIN ARE SUBJECT TO CHANGE WITHOUT PRIOR NOTICE AND DO NOT CONSTITUTE PART OF ANY OFFER OR CONTRACT.

END UNIT	AREA	
	SQ. MTR.	SQ. FT.
LIVING/ DINING	22.40	241.11
KITCHEN	9.10	97.95
BEDROOM 1	12.20	131.31
BEDROOM 2	11.10	119.47
BEDROOM 3	6.20	66.73
T&B 1	5.90	63.50
T&B 2	4.10	44.13
UNIT AREA	71.00	764.20
BALCONY 1	8.50	91.49
BALCONY 2	5.00	53.81
GR. FLR. AREA	84.50	909.50

NOTED BY:		
NOEL		13FEB24
RIZA		Feb 12, 2024
ANA		2/14



APPLICABLE TO:
EAST & WEST

71.00 sq.m. 3-BR TYPE E.1
 END UNIT - 71.00 sq.m. / 764.20 sq.ft.
 WITH 2 BALCONIES - 5.00 sq.m. / 53.81 sq.ft.
 8.50 sq.m. / 91.49 sq.ft.
 GROSS FLOOR AREA - 84.50 sq.m. / 909.50 sq.ft.

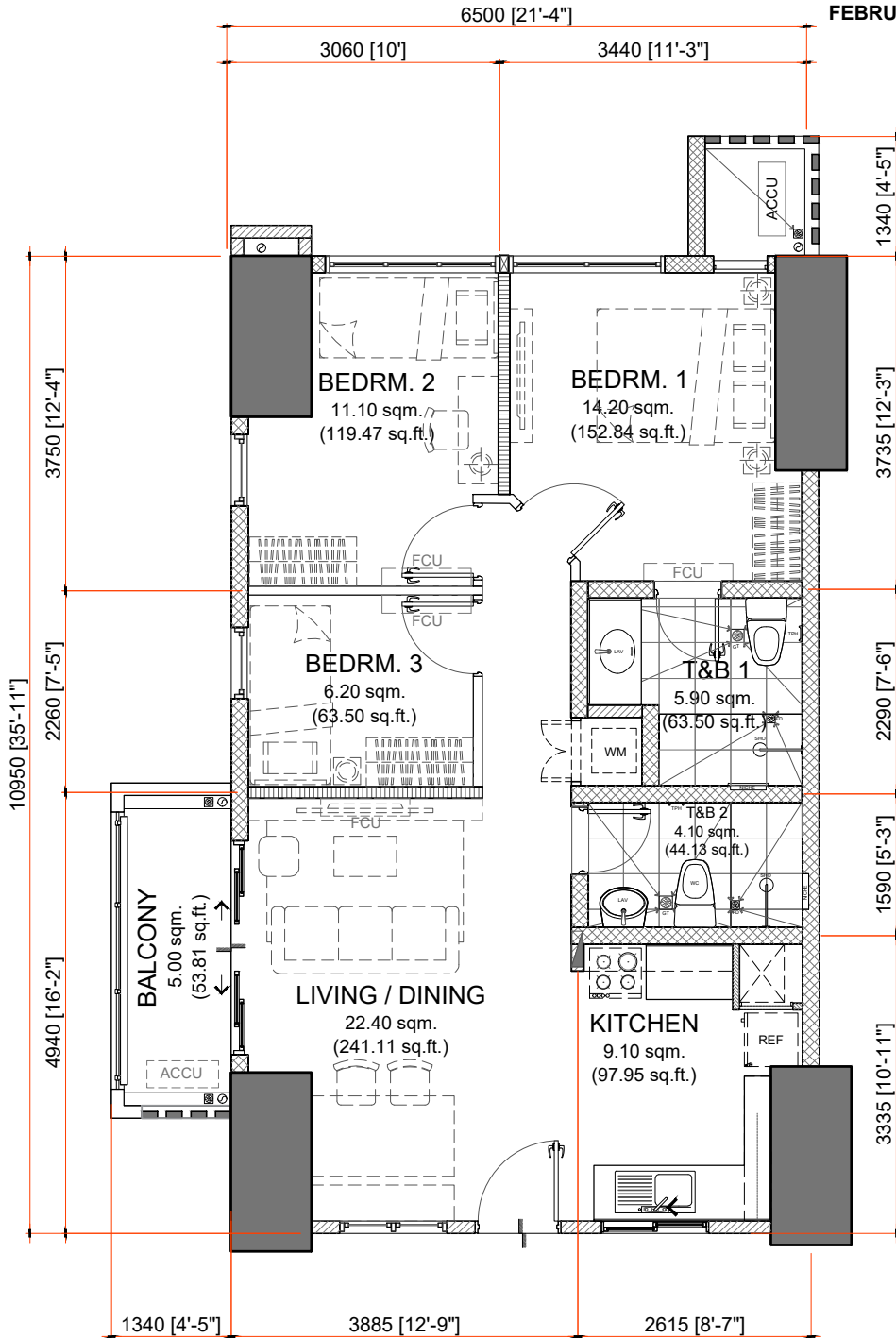
SCALE: 1:80 mtrs.

NOTE:

- DIMENSIONS & AREAS MAY VARY BASED ON ACTUAL SITE CONDITION.
- FURNITURE & APPLIANCES ARE NOT INCLUDED.
- FLOOR PLANS DEPICTED IN THIS MATERIAL ARE FOR ILLUSTRATION PURPOSE ONLY
- ALL PLANS DETAIL AND SPECIFICATION CONTAINED HEREIN ARE SUBJECT TO CHANGE WITHOUT PRIOR NOTICE AND DO NOT CONSTITUTE PART OF ANY OFFER OR CONTRACT.

END UNIT	AREA	
	SQ. MTR.	SQ. FT.
LIVING/ DINING	22.40	241.11
KITCHEN	9.10	97.95
BEDROOM 1	12.20	131.31
BEDROOM 2	11.10	119.47
BEDROOM 3	6.20	66.73
T&B 1	5.90	63.50
T&B 2	4.10	44.13
UNIT AREA	71.00	764.20
BALCONY 1	8.50	91.49
BALCONY 2	5.00	53.81
GR. FLR. AREA	84.50	909.50

NOTED BY:		
NOEL		13FEB24
RIZA		Feb 12, 2024
ANA		2/14



APPLICABLE TO:
EAST & WEST

73.00 sq.m. 3-BR TYPE F
 END UNIT - 73.00 sq.m. / 785.73 sq.ft.
 WITH BALCONY - 5.00 sq.m. / 53.81 sq.ft.
 GROSS FLOOR AREA - 78.00 sq.m. / 839.54 sq.ft.

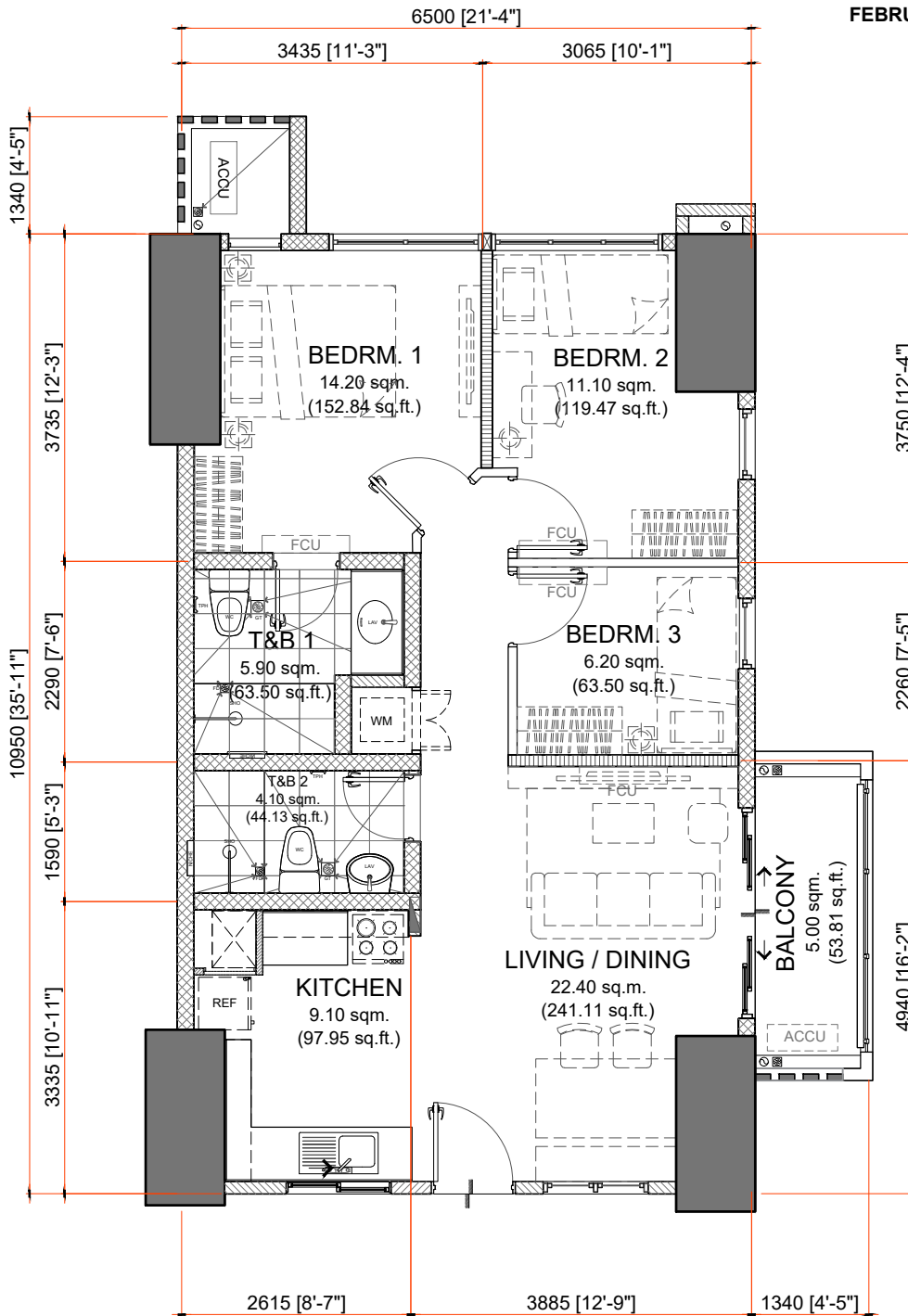
SCALE: 1:80 mtrs.

NOTE:
 - DIMENSIONS & AREAS MAY VARY BASED ON ACTUAL SITE CONDITION.
 - FURNITURE & APPLIANCES ARE NOT INCLUDED.
 - FLOOR PLANS DEPICTED IN THIS MATERIAL ARE FOR ILLUSTRATION PURPOSE ONLY
 - ALL PLANS DETAIL AND SPECIFICATION CONTAINED HEREIN ARE SUBJECT TO CHANGE WITHOUT PRIOR NOTICE AND DO NOT CONSTITUTE PART OF ANY OFFER OR CONTRACT.

END UNIT	AREA	
	SQ. MTR.	SQ. FT.
LIVING/ DINING	22.40	241.11
KITCHEN	9.10	97.95
BEDROOM 1	14.20	152.84
BEDROOM 2	11.10	119.47
BEDROOM 3	6.20	66.73
T&B 1	5.90	63.50
T&B 2	4.10	44.13
UNIT AREA	73.00	785.73
BALCONY 1	5.00	53.81
GR. FLR. AREA	78.00	839.54

NOTED BY:	
NOEL	13FEB24
RIZA	Feb 12, 2024
ANA	2/14





APPLICABLE TO:
EAST & WEST

73.00 sq.m. 3-BR TYPE F.1
 END UNIT - 73.00 sq.m. / 785.73 sq.ft.
 WITH BALCONY - 5.00 sq.m. / 53.81 sq.ft.
 GROSS FLOOR AREA - 78.00 sq.m. / 839.54 sq.ft.

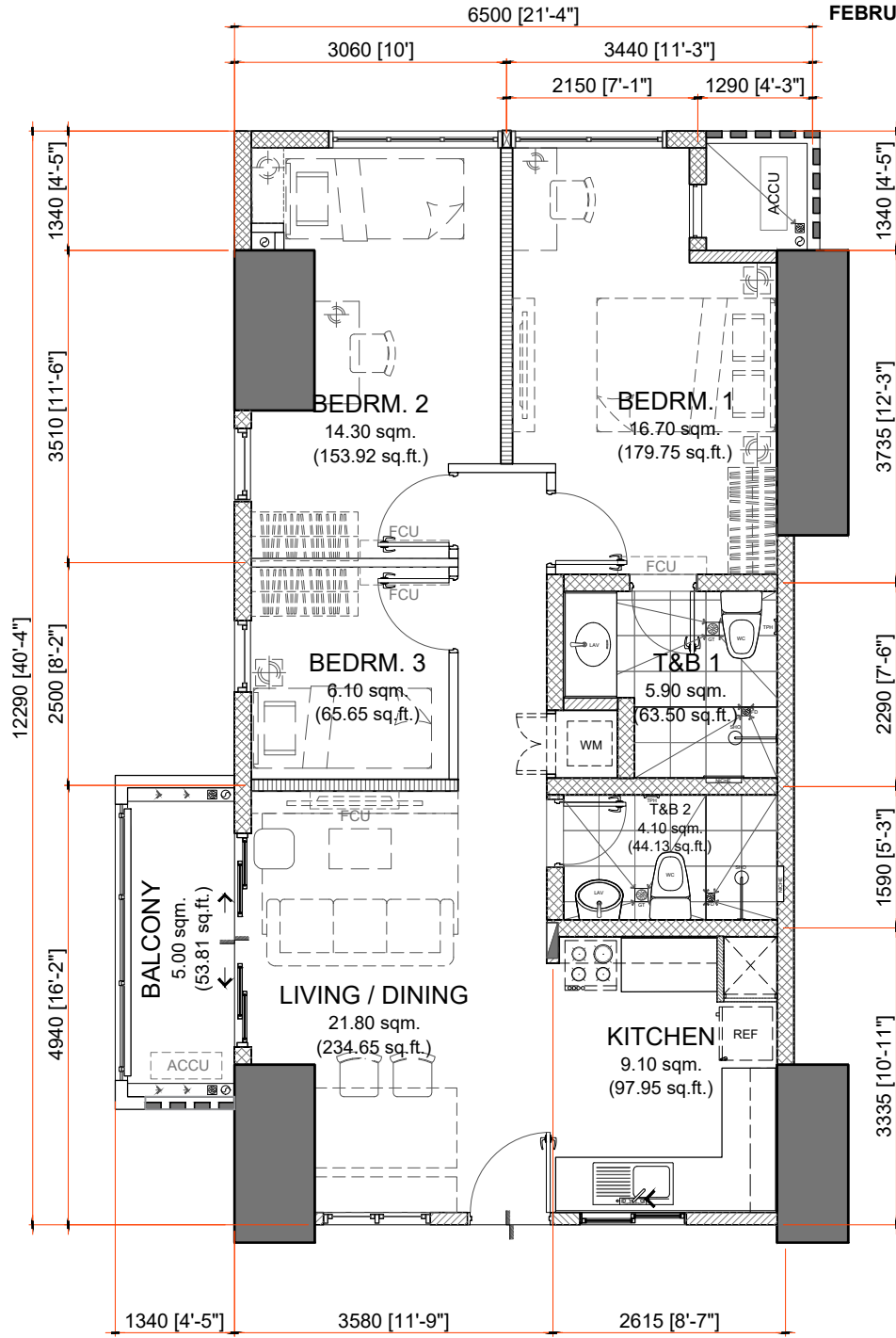
SCALE: 1:80 mtrs.

NOTE:

- DIMENSIONS & AREAS MAY VARY BASED ON ACTUAL SITE CONDITION.
- FURNITURE & APPLIANCES ARE NOT INCLUDED.
- FLOOR PLANS DEPICTED IN THIS MATERIAL ARE FOR ILLUSTRATION PURPOSE ONLY
- ALL PLANS DETAIL AND SPECIFICATION CONTAINED HEREIN ARE SUBJECT TO CHANGE WITHOUT PRIOR NOTICE AND DO NOT CONSTITUTE PART OF ANY OFFER OR CONTRACT.

END UNIT	AREA	
	SQ. MTR.	SQ. FT.
LIVING/ DINING	22.40	241.11
KITCHEN	9.10	97.95
BEDROOM 1	14.20	152.84
BEDROOM 2	11.10	119.47
BEDROOM 3	6.20	66.73
T&B 1	5.90	63.50
T&B 2	4.10	44.13
UNIT AREA	73.00	785.73
BALCONY 1	5.00	53.81
GR. FLR. AREA	78.00	839.54

NOTED BY:		
NOEL		13FEB24
RIZA		Feb 12, 2024
ANA		2/14



APPLICABLE TO:
EAST

78.00 sq.m. 3-BR TYPE G
 END UNIT - 78.00 sq.m. / 839.55 sq.ft.
 WITH BALCONY - 5.00 sq.m. / 53.81 sq.ft.
 GROSS FLOOR AREA - 83.00 sq.m. / 893.36 sq.ft.

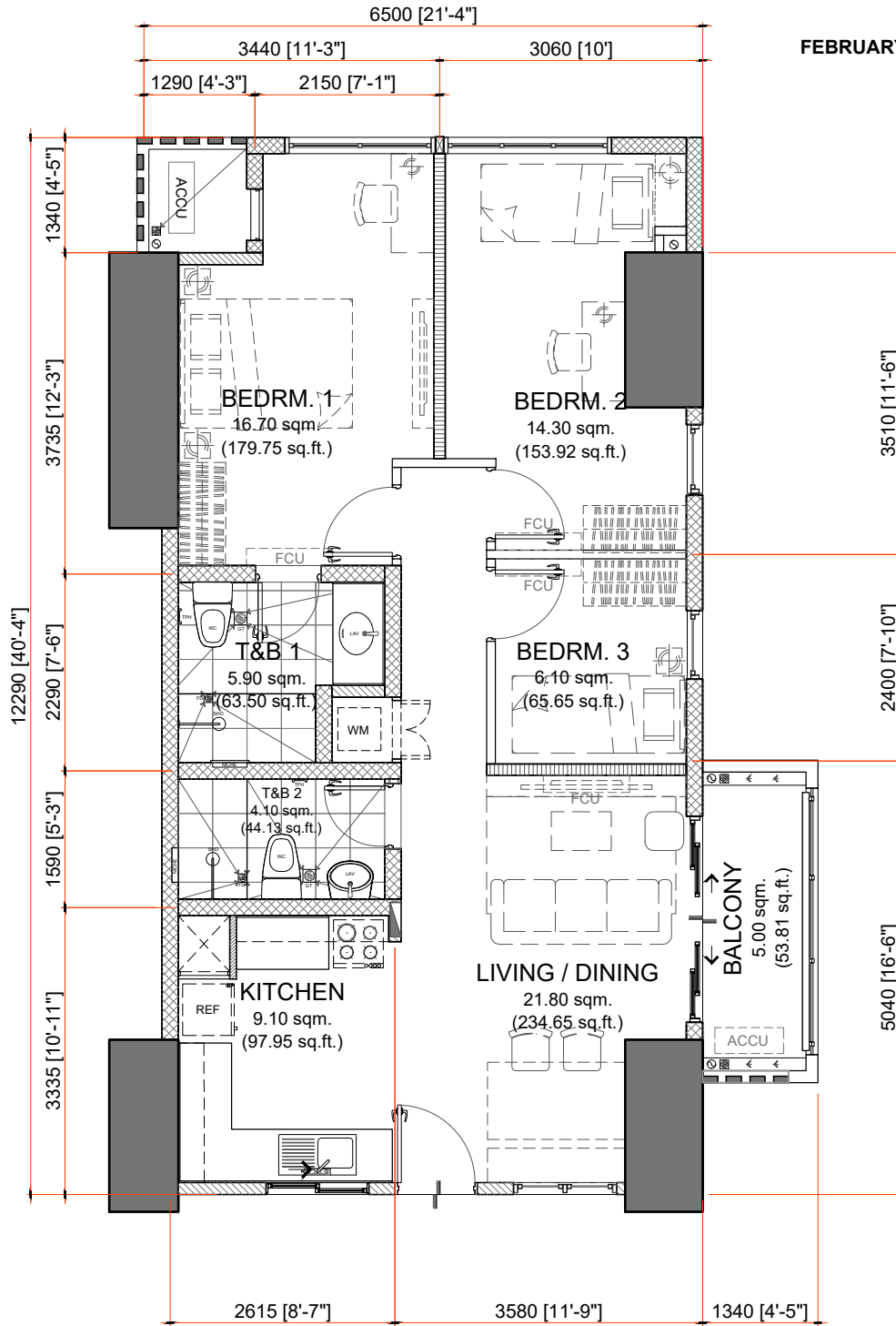
SCALE: 1:80 mtrs.

NOTE:
 - DIMENSIONS & AREAS MAY VARY BASED ON ACTUAL SITE CONDITION.
 - FURNITURE & APPLIANCES ARE NOT INCLUDED.
 - FLOOR PLANS DEPICTED IN THIS MATERIAL ARE FOR ILLUSTRATION PURPOSE ONLY
 - ALL PLANS DETAIL AND SPECIFICATION CONTAINED HEREIN ARE SUBJECT TO CHANGE WITHOUT PRIOR NOTICE AND DO NOT CONSTITUTE PART OF ANY OFFER OR CONTRACT.

END UNIT	AREA	
	SQ. MTR.	SQ. FT.
LIVING / DINING	21.80	234.65
KITCHEN	9.10	97.95
BEDROOM 1	16.70	179.75
BEDROOM 2	14.30	153.92
BEDROOM 3	6.10	65.65
T&B 1	5.90	63.50
T&B 2	4.10	44.13
UNIT AREA	78.00	839.55
BALCONY 1	5.00	53.81
GR. FLR. AREA	83.00	893.36

NOTED BY:	
NOEL	13FEB24
RIZA	Feb 12, 2024
ANA	2/14





APPLICABLE TO:
EAST

78.00 sq.m. 3-BR TYPE G.1
 END UNIT - 78.00 sq.m. / 839.55 sq.ft.
 WITH BALCONY - 5.00 sq.m. / 53.81 sq.ft.
 GROSS FLOOR AREA - 83.00 sq.m. / 893.36 sq.ft.

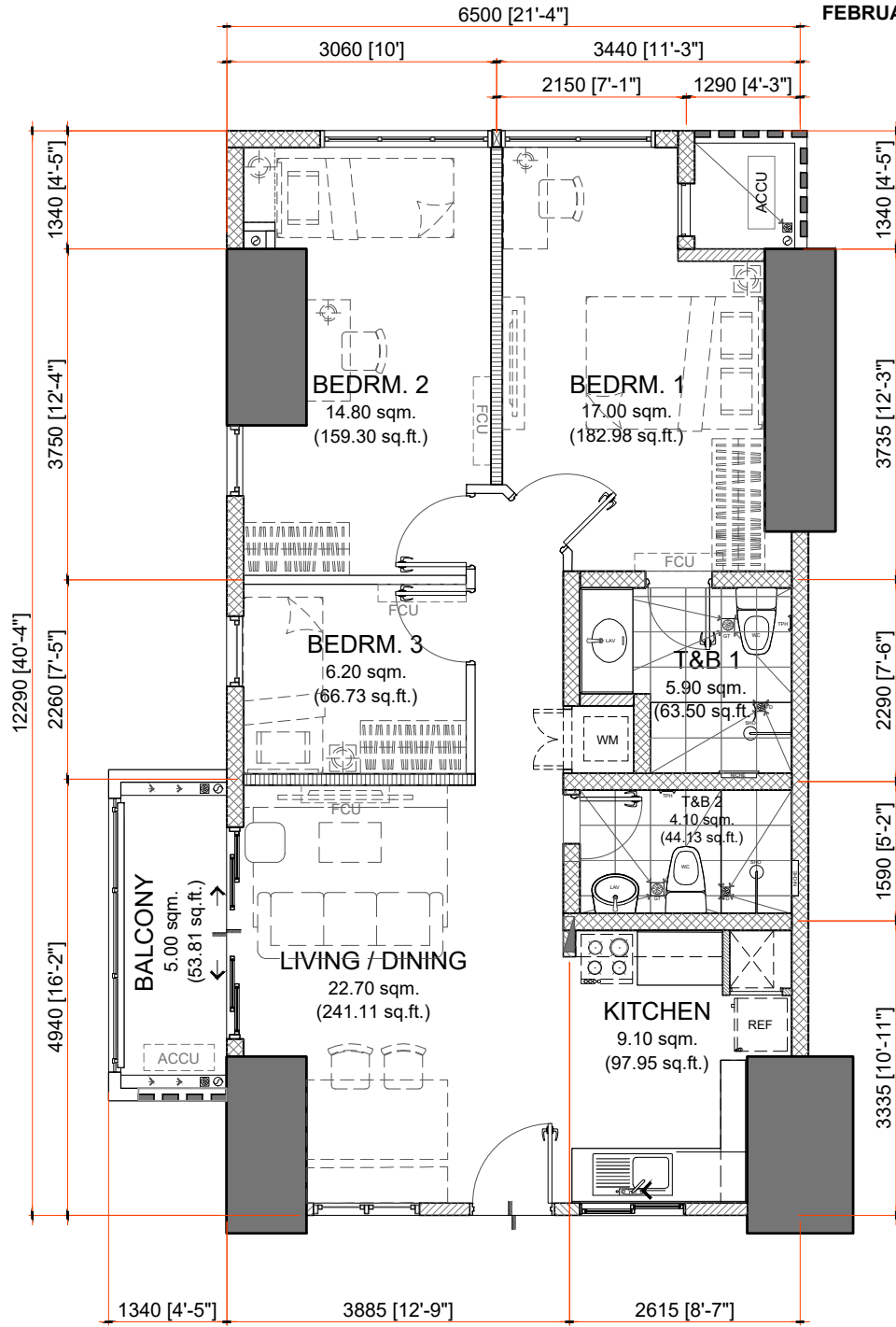
SCALE: 1:80 mtrs.

NOTE:

- DIMENSIONS & AREAS MAY VARY BASED ON ACTUAL SITE CONDITION.
- FURNITURE & APPLIANCES ARE NOT INCLUDED.
- FLOOR PLANS DEPICTED IN THIS MATERIAL ARE FOR ILLUSTRATION PURPOSE ONLY
- ALL PLANS DETAIL AND SPECIFICATION CONTAINED HEREIN ARE SUBJECT TO CHANGE WITHOUT PRIOR NOTICE AND DO NOT CONSTITUTE PART OF ANY OFFER OR CONTRACT.

END UNIT	AREA	
	SQ. MTR.	SQ. FT.
LIVING / DINING	21.80	234.65
KITCHEN	9.10	97.95
BEDROOM 1	16.70	179.75
BEDROOM 2	14.30	153.92
BEDROOM 3	6.10	65.65
T&B 1	5.90	63.50
T&B 2	4.10	44.13
UNIT AREA	78.00	839.55
BALCONY 1	5.00	53.81
GR. FLR. AREA	83.00	893.36

NOTED BY:		
NOEL		13FEB24
RIZA		Feb 12, 2024
ANA		2/14



APPLICABLE TO:
EAST & WEST

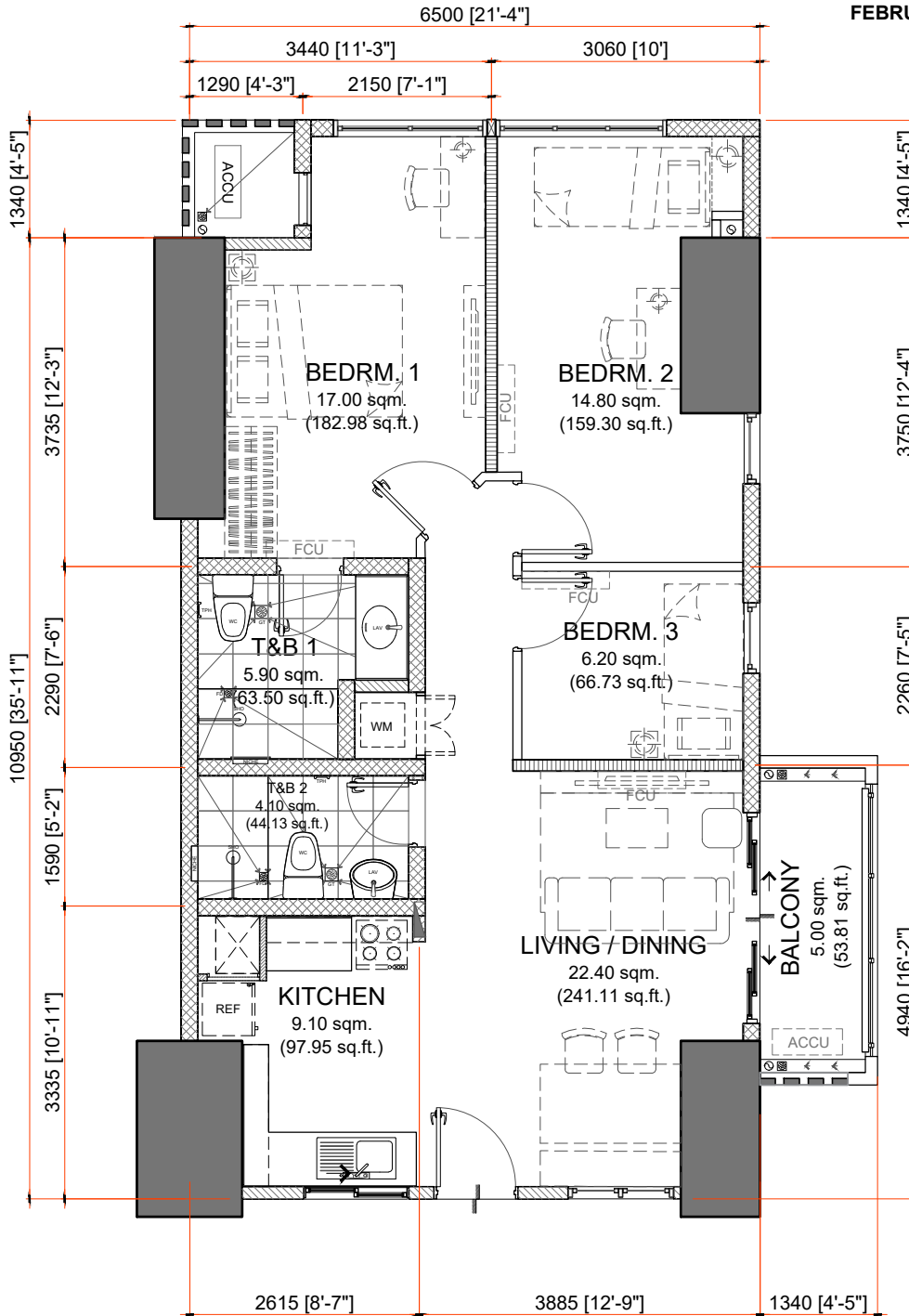
79.50 sq.m. 3-BR TYPE H
 END UNIT - 79.50 sq.m. / 855.68 sq.ft.
 WITH BALCONY - 5.00 sq.m. / 53.81 sq.ft.
 GROSS FLOOR AREA - 84.50 sq.m. / 909.49 sq.ft.

SCALE: 1:80 mtrs.

NOTE:
 - DIMENSIONS & AREAS MAY VARY BASED ON ACTUAL SITE CONDITION.
 - FURNITURE & APPLIANCES ARE NOT INCLUDED.
 - FLOOR PLANS DEPICTED IN THIS MATERIAL ARE FOR ILLUSTRATION PURPOSE ONLY
 - ALL PLANS DETAIL AND SPECIFICATION CONTAINED HEREIN ARE SUBJECT TO CHANGE WITHOUT PRIOR NOTICE AND DO NOT CONSTITUTE PART OF ANY OFFER OR CONTRACT.

END UNIT	AREA	
	SQ. MTR.	SQ. FT.
LIVING/ DINING	22.40	241.11
KITCHEN	9.10	97.95
BEDROOM 1	17.00	182.96
BEDROOM 2	14.80	159.30
BEDROOM 3	6.20	66.73
T&B 1	5.90	63.50
T&B 2	4.10	44.13
UNIT AREA	79.50	855.68
BALCONY 1	5.00	53.81
GR. FLR. AREA	84.50	909.49

NOTED BY:		
NOEL		13FEB24
RIZA		Feb 12, 2024
ANA		2/14



APPLICABLE TO:
EAST & WEST

79.50 sq.m. 3-BR TYPE H.1
 END UNIT - 79.50 sq.m. / 855.68 sq.ft.
 WITH BALCONY - 5.00 sq.m. / 53.81 sq.ft.
 GROSS FLOOR AREA - 84.50 sq.m. / 909.49 sq.ft.

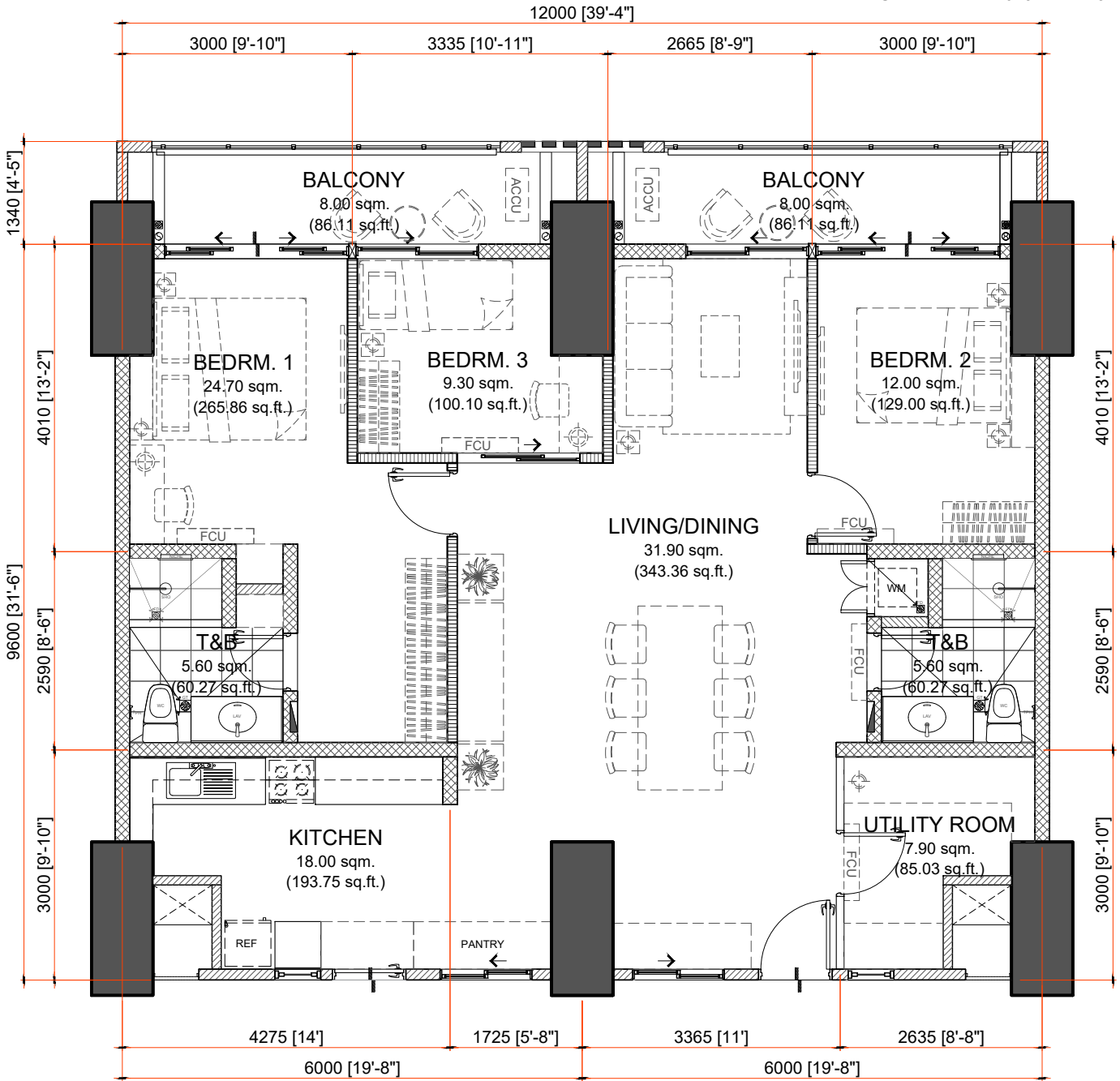
SCALE: 1:80 mtrs.

NOTE:

- DIMENSIONS & AREAS MAY VARY BASED ON ACTUAL SITE CONDITION.
- FURNITURE & APPLIANCES ARE NOT INCLUDED.
- FLOOR PLANS DEPICTED IN THIS MATERIAL ARE FOR ILLUSTRATION PURPOSE ONLY
- ALL PLANS DETAIL AND SPECIFICATION CONTAINED HEREIN ARE SUBJECT TO CHANGE WITHOUT PRIOR NOTICE AND DO NOT CONSTITUTE PART OF ANY OFFER OR CONTRACT.

END UNIT	AREA	
	SQ. MTR.	SQ. FT.
LIVING/ DINING	22.40	241.11
KITCHEN	9.10	97.95
BEDROOM 1	17.00	182.96
BEDROOM 2	14.80	159.30
BEDROOM 3	6.20	66.73
T&B 1	5.90	63.50
T&B 2	4.10	44.13
UNIT AREA	79.50	855.68
BALCONY 1	5.00	53.81
GR. FLR. AREA	84.50	909.49

NOTED BY:		
NOEL		13FEB24
RIZA		Feb 12, 2024
ANA		2/14



APPLICABLE TO:
EAST WING

NOTED BY:		
NOEL		31AUG23
BEVS		12SEP2023
RIZA		Sep 5, 2023
ANA		9/13

115.00 sq.m. 3-BR TANDEM TYPE B

INNER UNIT - 115.00 sq.m. / 1237.80 sq.ft.

WITH 2 BALCONIES - 8.00 sq.m. / 86.11 sq.ft.

8.00 sq.m. / 86.11 sq.ft.

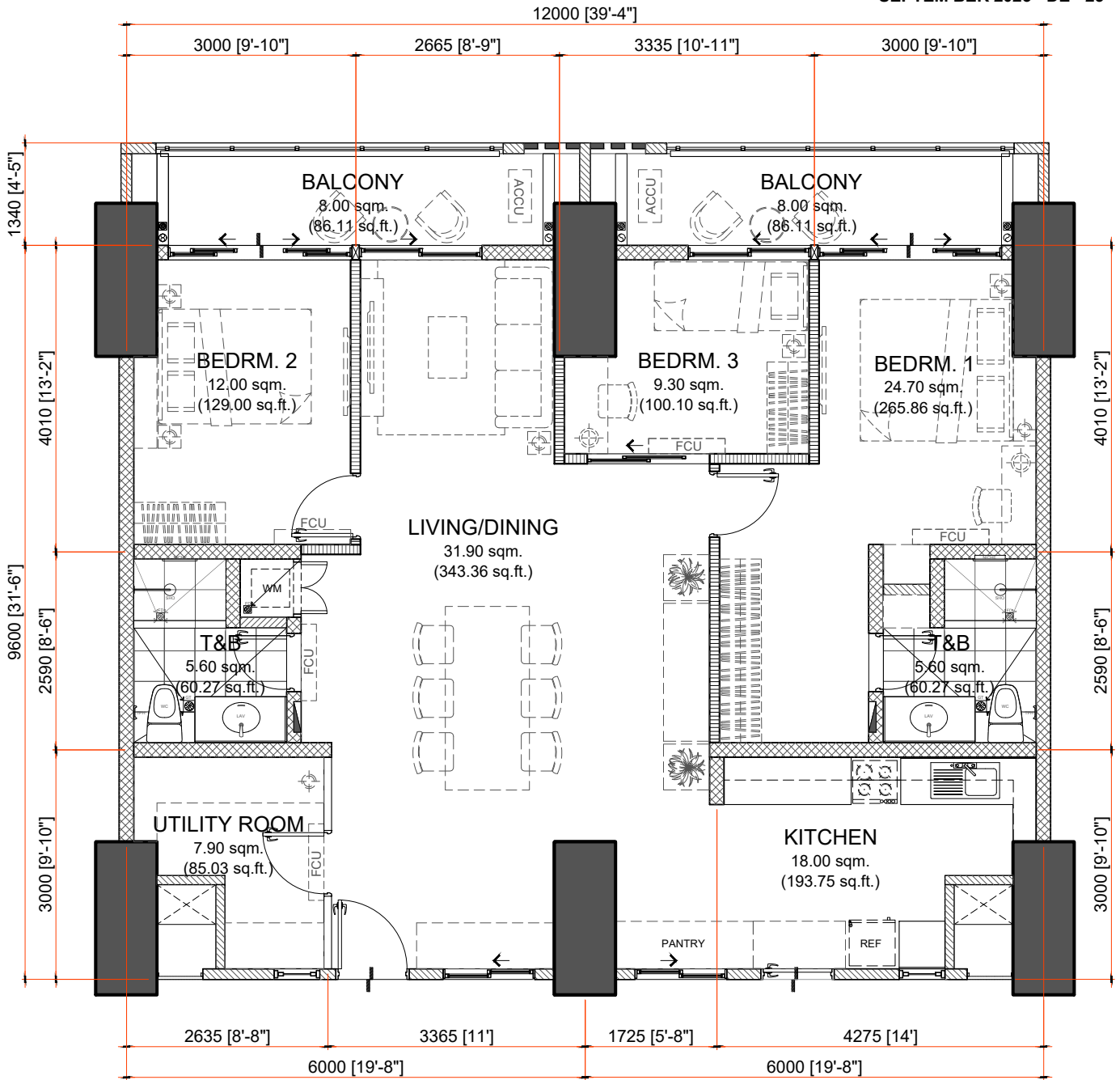
GROSS FLOOR AREA - 131.00 sq.m. / 1417.02 sq.ft.

SCALE: 1:80 mtrs.

NOTE:

- DIMENSIONS & AREAS MAY VARY BASED ON ACTUAL SITE CONDITION.
- FURNITURE & APPLIANCES ARE NOT INCLUDED.
- FLOOR PLANS DEPICTED IN THIS MATERIAL ARE FOR ILLUSTRATION PURPOSE ONLY
- ALL PLANS DETAIL AND SPECIFICATION CONTAINED HEREIN ARE SUBJECT TO CHANGE WITHOUT PRIOR NOTICE AND DO NOT CONSTITUTE PART OF ANY OFFER OR CONTRACT.

INNER UNIT	AREA	
	SQ. MTR.	SQ. FT.
LIVING/ DINING	31.90	343.36
KITCHEN	18.00	193.75
BEDROOM 1	24.70	265.86
BEDROOM 2	12.00	129.16
BEDROOM 3	9.30	100.10
UTILITY ROOM	7.90	85.03
T&B 1	5.60	60.27
T&B 2	5.60	60.27
UNIT AREA	115.00	1237.80
BALCONY 1	8.00	86.11
BALCONY 2	8.00	86.11
GR. FLR. AREA	131.00	1417.02



APPLICABLE TO:
EAST WING

NOTED BY:	
NOEL	31AUG23
BEVS	12SEP2023
RIZA	Sep 5, 2023
ANA	9/13

115.00 sq.m. 3-BR TANDEM TYPE B.1

INNER UNIT - 115.00 sq.m. / 1237.80 sq.ft.

WITH 2 BALCONIES - 8.00 sq.m. / 86.11 sq.ft.

8.00 sq.m. / 86.11 sq.ft.

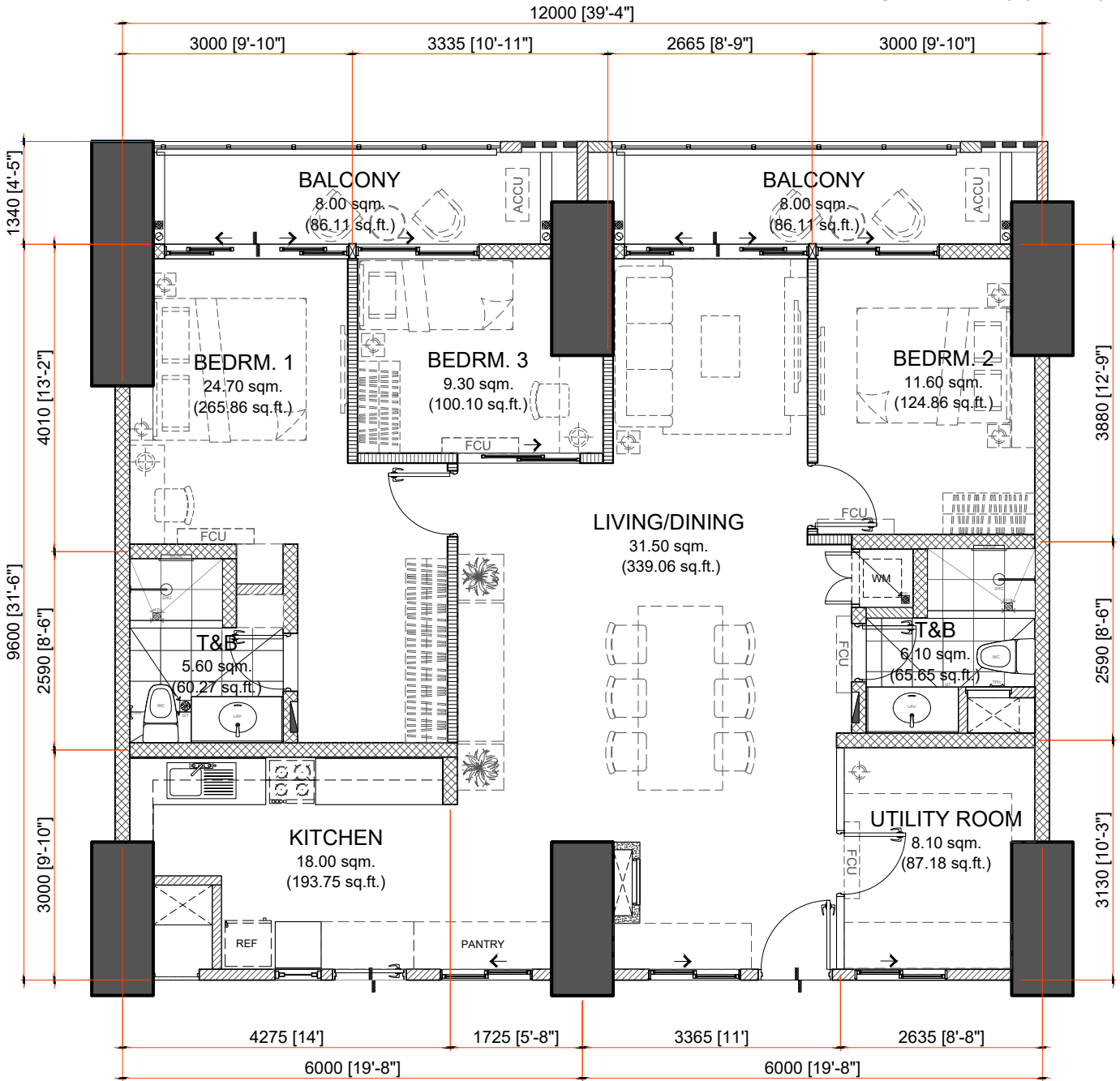
GROSS FLOOR AREA - 131.00 sq.m. / 1410.02 sq.ft.

SCALE: 1:80 mtrs.

NOTE:

- DIMENSIONS & AREAS MAY VARY BASED ON ACTUAL SITE CONDITION.
- FURNITURE & APPLIANCES ARE NOT INCLUDED.
- FLOOR PLANS DEPICTED IN THIS MATERIAL ARE FOR ILLUSTRATION PURPOSE ONLY
- ALL PLANS DETAIL AND SPECIFICATION CONTAINED HEREIN ARE SUBJECT TO CHANGE WITHOUT PRIOR NOTICE AND DO NOT CONSTITUTE PART OF ANY OFFER OR CONTRACT.

INNER UNIT	AREA	
	SQ. MTR.	SQ. FT.
LIVING/ DINING	31.90	343.36
KITCHEN	18.00	193.75
BEDROOM 1	24.70	265.86
BEDROOM 2	12.00	129.16
BEDROOM 3	9.30	100.10
UTILITY ROOM	7.90	85.03
T&B 1	5.60	60.27
T&B 2	5.60	60.27
UNIT AREA	115.00	1237.80
BALCONY 1	8.00	86.11
BALCONY 2	8.00	86.11
GR. FLR. AREA	131.00	1410.02



APPLICABLE TO:
WEST WING

NOTED BY:		
NOEL		31AUG23
BEVS		12SEP2023
RIZA		Sep 5, 2023
ANA		9/13

115.00 sq.m. 3-BR TANDEM TYPE C

INNER UNIT - 115.00 sq.m. / 1237.80 sq.ft.

WITH 2 BALCONIES - 8.00 sq.m. / 86.11 sq.ft.

8.00 sq.m. / 86.11 sq.ft.

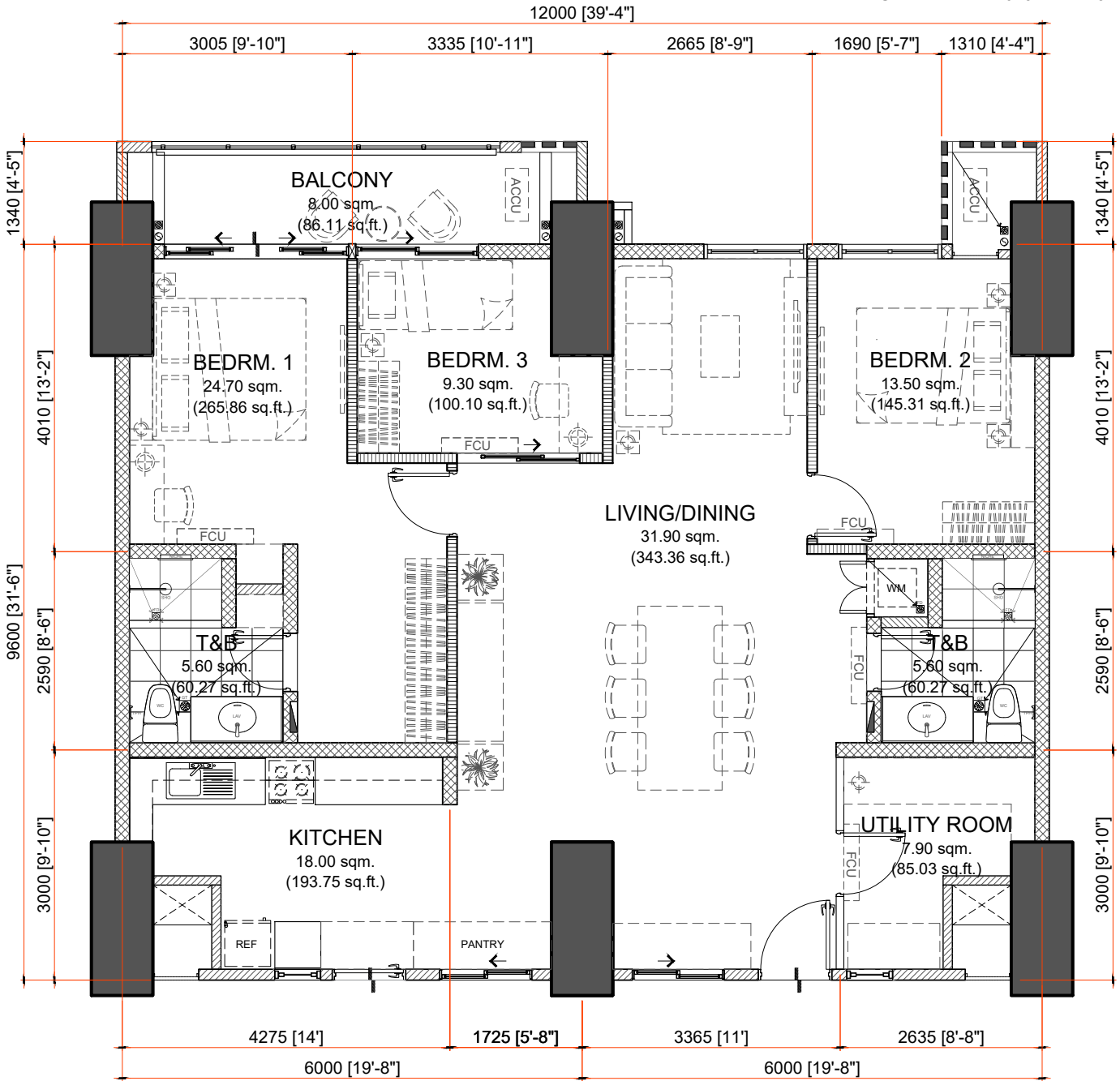
GROSS FLOOR AREA - 131.00 sq.m. / 1410.07 sq.ft.

SCALE: 1:80 mtrs.

NOTE:

- DIMENSIONS & AREAS MAY VARY BASED ON ACTUAL SITE CONDITION.
- FURNITURE & APPLIANCES ARE NOT INCLUDED.
- FLOOR PLANS DEPICTED IN THIS MATERIAL ARE FOR ILLUSTRATION PURPOSE ONLY
- ALL PLANS DETAIL AND SPECIFICATION CONTAINED HEREIN ARE SUBJECT TO CHANGE WITHOUT PRIOR NOTICE AND DO NOT CONSTITUTE PART OF ANY OFFER OR CONTRACT.

INNER UNIT	AREA	
	SQ. MTR.	SQ. FT.
LIVING/ DINING	31.50	339.06
KITCHEN	18.00	193.75
BEDROOM 1	24.70	265.86
BEDROOM 2	11.60	124.86
BEDROOM 3	9.30	100.10
UTILITY ROOM	8.20	88.25
T&B 1	6.10	65.65
T&B 2	5.60	60.27
UNIT AREA	115.00	1237.80
BALCONY 1	8.00	86.11
BALCONY 2	8.00	86.11
GR. FLR. AREA	131.00	1410.07



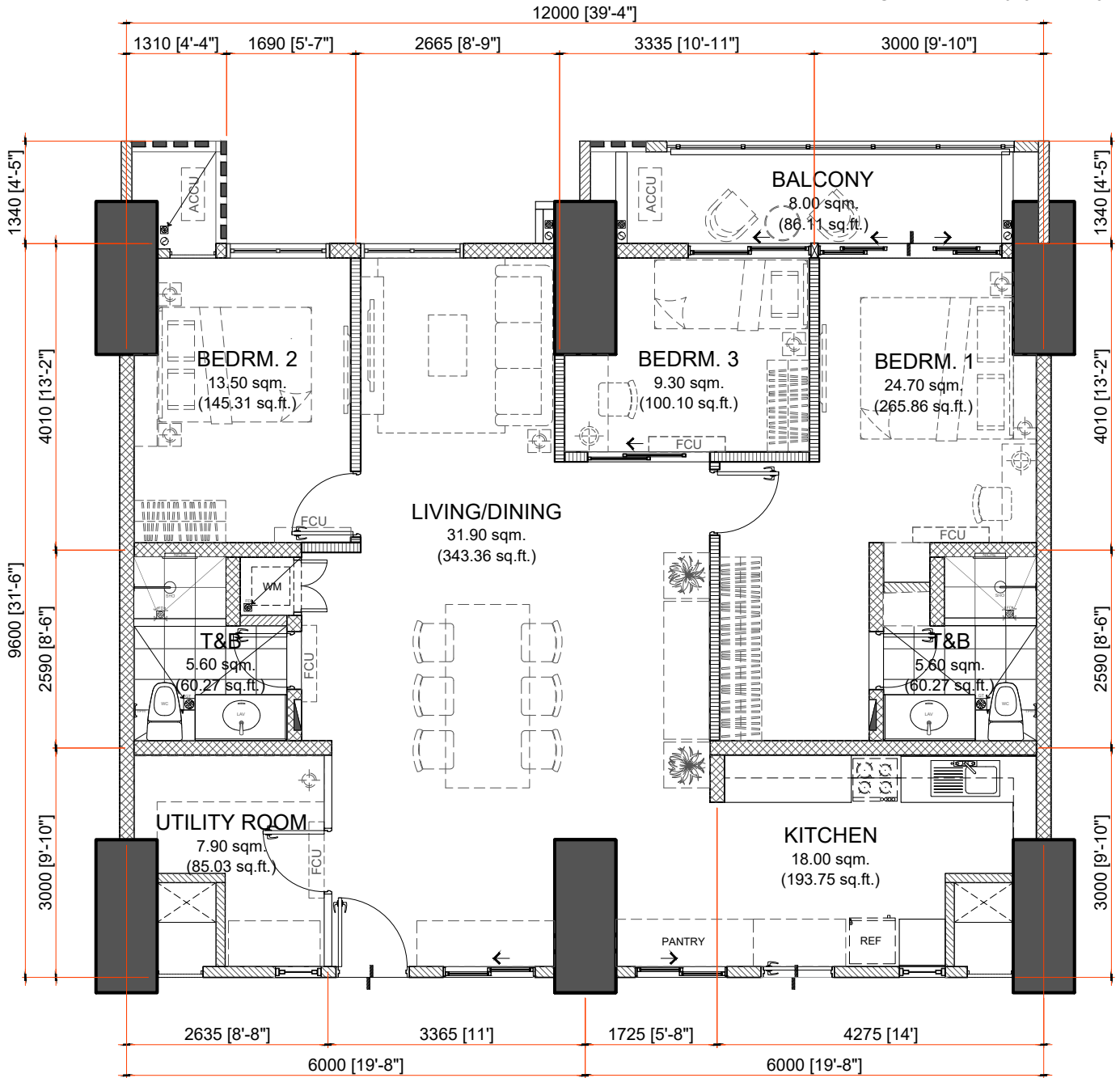
APPLICABLE TO:
EAST WING

116.50 sq.m. 3-BR TANDEM TYPE D
 INNER UNIT - 116.50 sq.m. / 1253.95 sq.ft.
 WITH 1 BALCONY - 8.00 sq.m. / 86.11 sq.ft.
 GROSS FLOOR AREA - 124.50 sq.m. / 1340.06 sq.ft.

SCALE: 1:80 mtrs.
 NOTE:
 - DIMENSIONS & AREAS MAY VARY BASED ON ACTUAL SITE CONDITION.
 - FURNITURE & APPLIANCES ARE NOT INCLUDED.
 - FLOOR PLANS DEPICTED IN THIS MATERIAL ARE FOR ILLUSTRATION PURPOSE ONLY
 - ALL PLANS DETAIL AND SPECIFICATION CONTAINED HEREIN ARE SUBJECT TO CHANGE WITHOUT PRIOR NOTICE AND DO NOT CONSTITUTE PART OF ANY OFFER OR CONTRACT.

INNER UNIT	AREA	
	SQ. MTR.	SQ. FT.
LIVING/ DINING	31.90	343.36
KITCHEN	18.00	193.75
BEDROOM 1	24.70	265.86
BEDROOM 2	13.50	145.31
BEDROOM 3	9.30	100.10
UTILITY ROOM	7.90	85.03
T&B 1	5.60	60.27
T&B 2	5.60	60.27
UNIT AREA	116.50	1253.95
BALCONY 1	8.00	86.11
GR. FLR. AREA	124.50	1340.06

NOTED BY:		
NOEL		31AUG23
BEVS		12SEP2023
RIZA		Sep 5, 2023
ANA		9/13



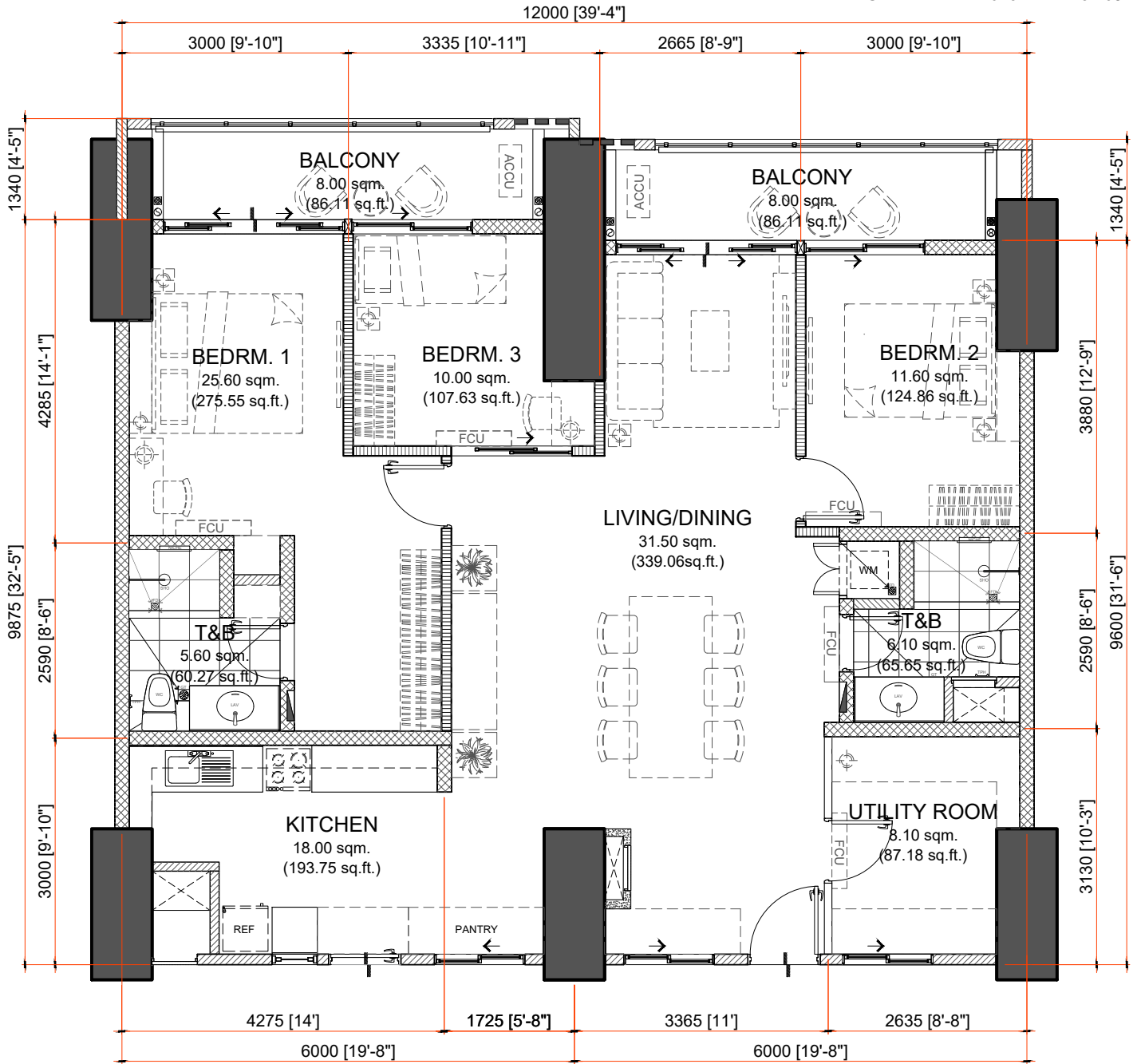
APPLICABLE TO:
EAST WING

NOTED BY:	
NOEL	31AUG23
BEVS	12SEP2023
RIZA	Sep 5, 2023
ANA	9/13

116.50 sq.m. 3-BR TANDEM TYPE D.1
 INNER UNIT - 116.50 sq.m. / 1253.99 sq.ft.
 WITH 1 BALCONY - 8.00 sq.m. / 86.11 sq.ft.
 GROSS FLOOR AREA - 124.50 sq.m. / 1340.10 sq.ft.

SCALE: 1:80 mtrs.
 NOTE:
 - DIMENSIONS & AREAS MAY VARY BASED ON ACTUAL SITE CONDITION.
 - FURNITURE & APPLIANCES ARE NOT INCLUDED.
 - FLOOR PLANS DEPICTED IN THIS MATERIAL ARE FOR ILLUSTRATION PURPOSE ONLY
 - ALL PLANS DETAIL AND SPECIFICATION CONTAINED HEREIN ARE SUBJECT TO CHANGE WITHOUT PRIOR NOTICE AND DO NOT CONSTITUTE PART OF ANY OFFER OR CONTRACT.

INNER UNIT	AREA	
	SQ. MTR.	SQ. FT.
LIVING/ DINING	31.90	343.36
KITCHEN	18.00	193.75
BEDROOM 1	24.70	265.86
BEDROOM 2	13.50	145.31
BEDROOM 3	9.30	100.10
UTILITY ROOM	7.90	85.03
T&B 1	5.60	60.27
T&B 2	5.60	60.27
UNIT AREA	116.50	1253.95
BALCONY 1	8.00	86.11
GR. FLR. AREA	124.50	1340.06



APPLICABLE TO:
WEST WING

NOTED BY:	
NOEL	31AUG23
BEVS	12SEP2023
RIZA	Sep 5, 2023
ANA	9/13

116.50 sq.m. 3-BR TANDEM TYPE E

INNER UNIT - 116.50 sq.m. / 1253.95 sq.ft.

WITH 2 BALCONIES - 8.00 sq.m. / 86.11 sq.ft.

8.00 sq.m. / 86.11 sq.ft.

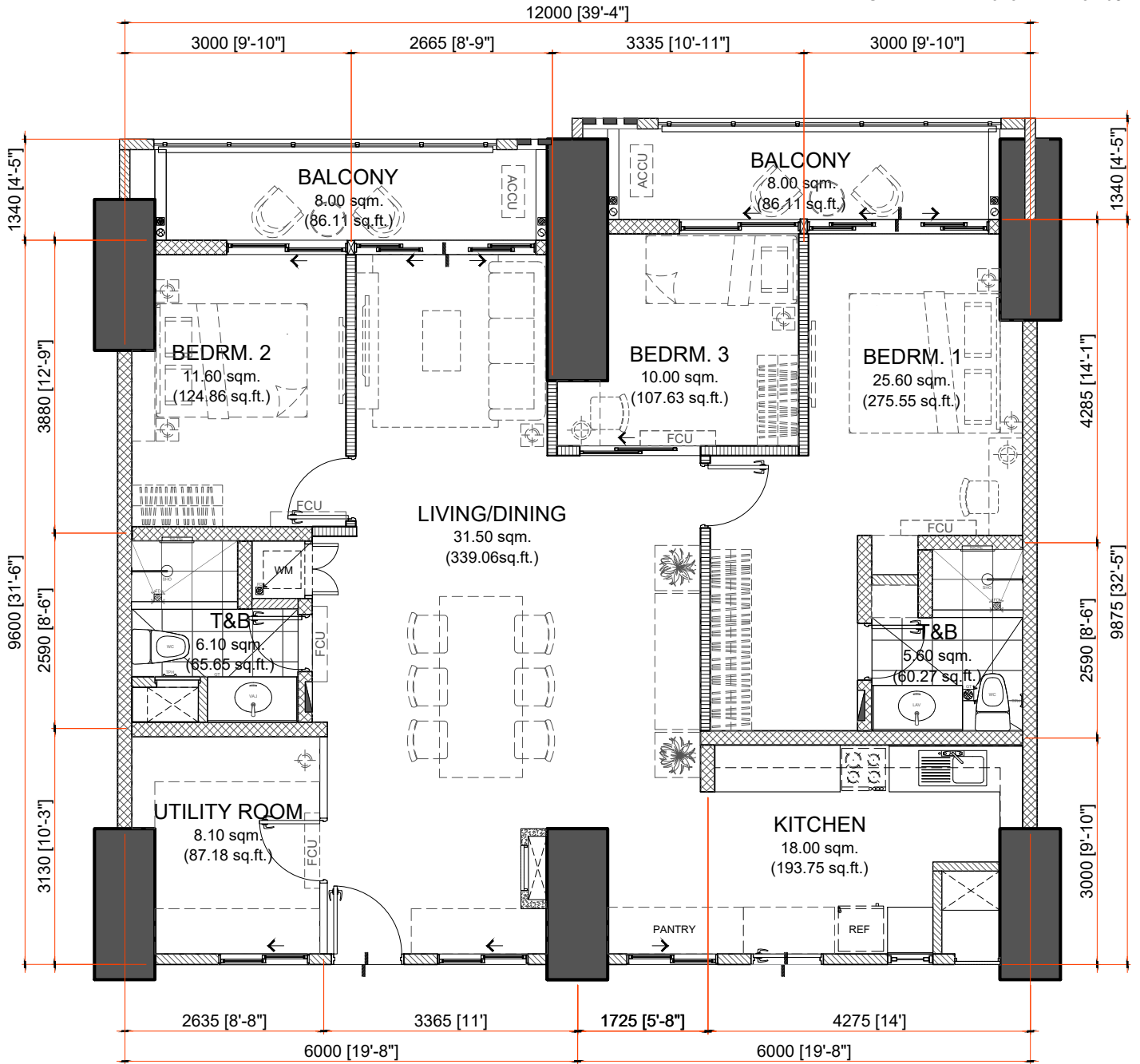
GROSS FLOOR AREA - 132.50 sq.m. / 1426.17 sq.ft.

SCALE: 1:80 mtrs.

NOTE:

- DIMENSIONS & AREAS MAY VARY BASED ON ACTUAL SITE CONDITION.
- FURNITURE & APPLIANCES ARE NOT INCLUDED.
- FLOOR PLANS DEPICTED IN THIS MATERIAL ARE FOR ILLUSTRATION PURPOSE ONLY
- ALL PLANS DETAIL AND SPECIFICATION CONTAINED HEREIN ARE SUBJECT TO CHANGE WITHOUT PRIOR NOTICE AND DO NOT CONSTITUTE PART OF ANY OFFER OR CONTRACT.

INNER UNIT	AREA	
	SQ. MTR.	SQ. FT.
LIVING/ DINING	31.50	339.06
KITCHEN	18.00	193.75
BEDROOM 1	25.60	275.55
BEDROOM 2	11.60	124.86
BEDROOM 3	10.00	107.63
UTILITY ROOM	8.10	87.18
T&B 1	6.10	65.65
T&B 2	5.60	60.27
UNIT AREA	116.50	1253.95
BALCONY 1	8.00	86.11
BALCONY 2	8.00	86.11
GR. FLR. AREA	132.50	1426.17



APPLICABLE TO:
WEST WING

NOTED BY:		
NOEL		31AUG23
BEVS		12SEP2023
RIZA		Sep 5, 2023
ANA		9/13

116.50 sq.m. 3-BR TANDEM TYPE E.1

INNER UNIT - 116.50 sq.m. / 1253.95 sq.ft.

WITH 2 BALCONIES - 8.00 sq.m. / 86.11 sq.ft.

8.00 sq.m. / 86.11 sq.ft.

GROSS FLOOR AREA - 132.50 sq.m. / 1426.17 sq.ft.

SCALE: 1:80 mtrs.

NOTE:

- DIMENSIONS & AREAS MAY VARY BASED ON ACTUAL SITE CONDITION.
- FURNITURE & APPLIANCES ARE NOT INCLUDED.
- FLOOR PLANS DEPICTED IN THIS MATERIAL ARE FOR ILLUSTRATION PURPOSE ONLY
- ALL PLANS DETAIL AND SPECIFICATION CONTAINED HEREIN ARE SUBJECT TO CHANGE WITHOUT PRIOR NOTICE AND DO NOT CONSTITUTE PART OF ANY OFFER OR CONTRACT.

INNER UNIT	AREA	
	SQ. MTR.	SQ. FT.
LIVING/ DINING	31.50	339.06
KITCHEN	18.00	193.75
BEDROOM 1	25.50	275.55
BEDROOM 2	11.60	124.86
BEDROOM 3	10.00	107.63
UTILITY ROOM	8.10	87.18
T&B 1	6.10	65.65
T&B 2	5.60	60.27
UNIT AREA	116.50	1253.95
BALCONY 1	8.00	86.11
BALCONY 2	8.00	86.11
GR. FLR. AREA	132.50	1426.17