

INTEROFFICE MEMORANDUM

Ref #: DMC EDVI-26-01-001

TO : Accounting / Customer Care / DICD / Finance / IT / Legal & Permits /
Marketing / PAU / Sales Admin / Sales Management

CC : BPU / PD File

FROM : Project Development

DATE : January 7, 2026

SUBJECT : **ONE DELTA TERRACES (ODT)**
Release of Additional Unit Inventory

Please be informed of the additional inventories for **ONE DELTA TERRACES (ODT)**:

I. RESIDENTIAL UNITS

A. Inventory Summary and Price Ranges (as reflected in pricelist)

Type	Description	No. of Inventory	Unit Area	Gross Area	List Price	
			(in sqm., more or less)		Min	Max
Unit	Studio	48	25.5 – 32.0	28.5 – 32.0	6.85 Mn	8.51 Mn
	Total	48				

B. Tracking

Particulars	Previous Launch	Additional	Total
Units	666	48	714
Parking	398	-	398

C. Availability Plans, Unit Layouts and Turnover Specifications

1. Residential Availability Plans dated January 2026 (DE-26-01-009)
2. Unit Layouts dated January 2026 (DE-26-01-009)
3. Turnover Specifications of Units dated July 2024 (DE-24-07-001)

II. TIMETABLE, PAYMENT TERMS & IMPLEMENTING GUIDELINES

A. Timetable

Item	Date
1. Pricelist Effective Date	March 11, 2026
2. End of Down Payment Period	October 2029
3. Target Completion Date / RFO Date	November 2029
4. Due Date for Bank Financing and Balance upon Turnover	November 2029

B. Payment Terms and Discounts

Standard DP	Particulars
30% (spread until RFO)	All units and parking slots

Standard discount shall apply as indicated in memo PD-19-09-026.

C. Implementing Guidelines

1. Checks issued should be payable to "DMC - Estate Development Ventures, Inc."
2. Unit Reservation Fee in PESOS: Twenty Thousand Only (Php 20,000.00).
3. Standard closing fees shall apply.
4. Prices and selling details are subject to change, and as such, both sellers and clients are enjoined to verify at the time of actual purchase.
5. To manage the demand for parking slots, buyers may purchase only one (1) parking slot per residential unit. Kindly refer to memo **PD-24-07-036**.

For your information and guidance.

ONE DELTA TERRACES

Units

Ready for Occupancy (RFO): November 2029

Effective Date: March 11, 2026

Based on Availability Plans dated January 2026 for 7th - 12th Floor (Ref. # DE-26-01-009)

Based on Availability Plans dated July 2024 for 14th - 19th, 43th - PH Floor(Ref. # DE-24-07-001)



UNIT NO.	DESCRIPTION	UNIT AREA (sqm)	BALCONY (sqm)	TOTAL AREA (sqm)	LIST PRICE (Php; with VAT if applicable)
7th Floor (Atrium Level)					
701	3-Bedroom A (End)	70.0	15.5	85.5	17,681,000
702	Studio A (Inner)	25.5	3.5	29.0	7,140,000
703	2-Bedroom B (Inner)	45.5	7.5	53.0	11,454,000
704	2-Bedroom R (Inner)	57.5	-	57.5	12,823,000
705	2-Bedroom R (Inner)	57.5	-	57.5	12,823,000
706	2-Bedroom F (Inner)	50.0	-	50.0	11,190,000
707A	Studio M (Inner)	32.0	-	32.0	8,443,000
707B	Studio K (Inner)	29.0	-	29.0	7,610,000
708	2-Bedroom Q (Inner)	57.0	6.5	63.5	13,731,000
709	2-Bedroom AC (Inner)	72.5	13.5	86.0	17,800,000
710	Studio B (Inner)	25.5	4.0	29.5	7,198,000
711A	Studio J (Inner)	28.5	-	28.5	7,351,000
711B	Studio L (Inner)	31.5	-	31.5	8,167,000
712	2-Bedroom AA (Inner)	65.0	-	65.0	14,190,000
714	2-Bedroom Z (Inner)	64.5	-	64.5	14,083,000
715A	Studio I (Inner)	26.0	4.0	30.0	7,263,000
715B	Studio B (Inner)	25.5	4.0	29.5	7,139,000
716	2-Bedroom I (Inner)	51.5	7.5	59.0	12,285,000
717	3-Bedroom B (End)	80.0	15.5	95.5	19,495,000
718	3-Bedroom A (End)	70.0	15.5	85.5	17,404,000
719A	Studio A (Inner)	25.5	3.5	29.0	7,080,000
719B	Studio I (Inner)	26.0	4.0	30.0	7,263,000
720	2-Bedroom T (Inner)	59.0	6.0	65.0	13,765,000
721	2-Bedroom N (Inner)	55.5	6.0	61.5	13,002,000
722	Studio F (Inner)	37.0	-	37.0	8,922,000
723	2-Bedroom S (Inner)	57.5	-	57.5	12,587,000
724	2-Bedroom R (Inner)	57.5	-	57.5	12,587,000
725	2-Bedroom B (Inner)	45.5	7.5	53.0	11,263,000
726	Studio B (Inner)	25.5	4.0	29.5	7,198,000
727	2-Bedroom M (End)	55.5	15.5	71.0	14,543,000
8th Floor					
801	3-Bedroom A (End)	70.0	15.5	85.5	17,723,000
802	Studio A (Inner)	25.5	3.5	29.0	7,158,000
803	2-Bedroom B (Inner)	45.5	7.5	53.0	11,483,000
804	2-Bedroom R (Inner)	57.5	-	57.5	12,858,000
805	2-Bedroom R (Inner)	57.5	-	57.5	12,858,000
806	2-Bedroom F (Inner)	50.0	-	50.0	11,221,000
807A	Studio M (Inner)	32.0	-	32.0	8,465,000
807B	Studio K (Inner)	29.0	-	29.0	7,631,000
808	2-Bedroom Q (Inner)	57.0	6.5	63.5	13,766,000
809	2-Bedroom AC (Inner)	72.5	13.5	86.0	17,844,000
810	Studio B (Inner)	25.5	4.0	29.5	7,217,000
811A	Studio J (Inner)	28.5	-	28.5	7,371,000
811B	Studio L (Inner)	31.5	-	31.5	8,189,000
812	2-Bedroom AA (Inner)	65.0	-	65.0	14,230,000
814	2-Bedroom Z (Inner)	64.5	-	64.5	14,123,000
815A	Studio I (Inner)	26.0	4.0	30.0	7,282,000
815B	Studio B (Inner)	25.5	4.0	29.5	7,156,000
816	2-Bedroom I (Inner)	51.5	7.5	59.0	12,316,000
817	3-Bedroom B (End)	80.0	15.5	95.5	19,542,000
818	3-Bedroom A (End)	70.0	15.5	85.5	17,445,000
819A	Studio A (Inner)	25.5	3.5	29.0	7,097,000
819B	Studio I (Inner)	26.0	4.0	30.0	7,282,000
820	2-Bedroom T (Inner)	59.0	6.0	65.0	13,801,000
821	2-Bedroom N (Inner)	55.5	6.0	61.5	13,036,000
822	Studio F (Inner)	37.0	-	37.0	8,946,000
823	2-Bedroom S (Inner)	57.5	-	57.5	12,622,000
824	2-Bedroom R (Inner)	57.5	-	57.5	12,622,000
825	2-Bedroom B (Inner)	45.5	7.5	53.0	11,292,000
826	Studio B (Inner)	25.5	4.0	29.5	7,217,000
827	2-Bedroom M (End)	55.5	15.5	71.0	14,578,000
9th Floor					
901	3-Bedroom A (End)	70.0	15.5	85.5	17,071,000
902	Studio A (Inner)	25.5	3.5	29.0	6,876,000
903	2-Bedroom B (Inner)	45.5	7.5	53.0	11,033,000
904	2-Bedroom R (Inner)	57.5	-	57.5	12,305,000
905	2-Bedroom R (Inner)	57.5	-	57.5	12,305,000
906	2-Bedroom F (Inner)	50.0	-	50.0	10,740,000
907A	Studio M (Inner)	32.0	-	32.0	8,111,000
907B	Studio K (Inner)	29.0	-	29.0	7,311,000
908	2-Bedroom Q (Inner)	57.0	6.5	63.5	13,217,000
909	2-Bedroom AC (Inner)	72.5	13.5	86.0	17,151,000
910	Studio B (Inner)	25.5	4.0	29.5	6,935,000
911A	Studio J (Inner)	28.5	-	28.5	7,056,000
911B	Studio L (Inner)	31.5	-	31.5	7,841,000
912	2-Bedroom AA (Inner)	65.0	-	65.0	13,604,000
914	2-Bedroom Z (Inner)	64.5	-	64.5	13,502,000
915A	Studio I (Inner)	26.0	4.0	30.0	6,994,000
915B	Studio B (Inner)	25.5	4.0	29.5	6,875,000
916	2-Bedroom I (Inner)	51.5	7.5	59.0	11,820,000
917	3-Bedroom B (End)	80.0	15.5	95.5	18,802,000
918	3-Bedroom A (End)	70.0	15.5	85.5	16,794,000
919A	Studio A (Inner)	25.5	3.5	29.0	6,816,000

ONE DELTA TERRACES

Units

Ready for Occupancy (RFO): November 2029

Effective Date: March 11, 2026

Based on Availability Plans dated January 2026 for 7th - 12th Floor (Ref. # DE-26-01-009)

Based on Availability Plans dated July 2024 for 14th - 19th, 43th - PH Floor(Ref. # DE-24-07-001)



UNIT NO.	DESCRIPTION	UNIT AREA (sqm)	BALCONY (sqm)	TOTAL AREA (sqm)	LIST PRICE (Php; with VAT if applicable)
919B	Studio I (Inner)	26.0	4.0	30.0	6,994,000
920	2-Bedroom T (Inner)	59.0	6.0	65.0	13,232,000
921	2-Bedroom N (Inner)	55.5	6.0	61.5	12,502,000
922	Studio F (Inner)	37.0	-	37.0	8,561,000
923	2-Bedroom S (Inner)	57.5	-	57.5	12,069,000
924	2-Bedroom R (Inner)	57.5	-	57.5	12,069,000
925	2-Bedroom B (Inner)	45.5	7.5	53.0	10,842,000
926	Studio B (Inner)	25.5	4.0	29.5	6,935,000
927	2-Bedroom M (End)	55.5	15.5	71.0	14,044,000
10th Floor					
1001	3-Bedroom A (End)	70.0	15.5	85.5	17,112,000
1002	Studio A (Inner)	25.5	3.5	29.0	6,895,000
1003	2-Bedroom B (Inner)	45.5	7.5	53.0	11,062,000
1004	2-Bedroom R (Inner)	57.5	-	57.5	12,340,000
1005	2-Bedroom R (Inner)	57.5	-	57.5	12,340,000
1006	2-Bedroom D (Inner)	48.5	8.0	56.5	11,772,000
1007	Studio C (Inner)	26.0	4.0	30.0	7,136,000
1008A	Studio G (Inner)	25.5	4.0	29.5	7,073,000
1008B	Studio H (Inner)	25.5	4.0	29.5	7,073,000
1009	2-Bedroom Q (Inner)	57.0	6.5	63.5	13,252,000
1010	2-Bedroom AC (Inner)	72.5	13.5	86.0	17,196,000
1011	Studio B (Inner)	25.5	4.0	29.5	6,953,000
1012A	Studio B (Inner)	25.5	4.0	29.5	6,953,000
1012B	Studio B (Inner)	25.5	4.0	29.5	6,953,000
1014	Studio D (Inner)	26.0	4.0	30.0	7,013,000
1015	2-Bedroom AB (Inner)	65.0	-	65.0	13,644,000
1016	2-Bedroom Z (Inner)	64.5	-	64.5	13,541,000
1017A	Studio I (Inner)	26.0	4.0	30.0	7,013,000
1017B	Studio B (Inner)	25.5	4.0	29.5	6,892,000
1018	2-Bedroom I (Inner)	51.5	7.5	59.0	11,852,000
1019	3-Bedroom B (End)	80.0	15.5	95.5	18,692,000
1020	3-Bedroom A (End)	70.0	15.5	85.5	16,835,000
1021A	Studio A (Inner)	25.5	3.5	29.0	6,834,000
1021B	Studio I (Inner)	26.0	4.0	30.0	7,013,000
1022	2-Bedroom T (Inner)	59.0	6.0	65.0	13,269,000
1023	2-Bedroom N (Inner)	55.5	6.0	61.5	12,536,000
1024	Studio F (Inner)	37.0	-	37.0	8,586,000
1025	2-Bedroom S (Inner)	57.5	-	57.5	12,104,000
1026	2-Bedroom R (Inner)	57.5	-	57.5	12,104,000
1027	2-Bedroom B (Inner)	45.5	7.5	53.0	10,870,000
1028	Studio B (Inner)	25.5	4.0	29.5	6,953,000
1029	2-Bedroom M (End)	55.5	15.5	71.0	14,078,000
11th Floor					
1101	3-Bedroom A (End)	70.0	15.5	85.5	17,154,000
1102	Studio A (Inner)	25.5	3.5	29.0	6,912,000
1103	2-Bedroom B (Inner)	45.5	7.5	53.0	11,091,000
1104	2-Bedroom R (Inner)	57.5	-	57.5	12,375,000
1105	2-Bedroom R (Inner)	57.5	-	57.5	12,375,000
1106	2-Bedroom D (Inner)	48.5	8.0	56.5	11,803,000
1107	Studio C (Inner)	26.0	4.0	30.0	7,153,000
1108A	Studio G (Inner)	25.5	4.0	29.5	7,090,000
1108B	Studio H (Inner)	25.5	4.0	29.5	7,090,000
1109	2-Bedroom Q (Inner)	57.0	6.5	63.5	13,287,000
1110	2-Bedroom AC (Inner)	72.5	13.5	86.0	17,240,000
1111	Studio B (Inner)	25.5	4.0	29.5	6,971,000
1112A	Studio B (Inner)	25.5	4.0	29.5	6,971,000
1112B	Studio B (Inner)	25.5	4.0	29.5	6,971,000
1114	Studio D (Inner)	26.0	4.0	30.0	7,032,000
1115	2-Bedroom AB (Inner)	65.0	-	65.0	13,684,000
1116	2-Bedroom Z (Inner)	64.5	-	64.5	13,581,000
1117A	Studio I (Inner)	26.0	4.0	30.0	7,032,000
1117B	Studio B (Inner)	25.5	4.0	29.5	6,911,000
1118	2-Bedroom I (Inner)	51.5	7.5	59.0	11,884,000
1119	3-Bedroom B (End)	80.0	15.5	95.5	18,740,000
1120	3-Bedroom A (End)	70.0	15.5	85.5	16,877,000
1121A	Studio A (Inner)	25.5	3.5	29.0	6,852,000
1121B	Studio I (Inner)	26.0	4.0	30.0	7,032,000
1122	2-Bedroom T (Inner)	59.0	6.0	65.0	13,305,000
1123	2-Bedroom N (Inner)	55.5	6.0	61.5	12,570,000
1124	Studio F (Inner)	37.0	-	37.0	8,611,000
1125	2-Bedroom S (Inner)	57.5	-	57.5	12,140,000
1126	2-Bedroom R (Inner)	57.5	-	57.5	12,140,000
1127	2-Bedroom B (Inner)	45.5	7.5	53.0	10,899,000
1128	Studio B (Inner)	25.5	4.0	29.5	6,971,000
1129	2-Bedroom M (End)	55.5	15.5	71.0	14,112,000
12th Floor					
1201	3-Bedroom A (End)	70.0	15.5	85.5	17,196,000
1202	Studio A (Inner)	25.5	3.5	29.0	6,931,000
1203	2-Bedroom A (Inner)	44.5	8.0	52.5	10,952,000
1204	2-Bedroom P (Inner)	56.0	-	56.0	12,095,000
1205	2-Bedroom P (Inner)	56.0	-	56.0	12,095,000
1206	2-Bedroom C (Inner)	48.0	8.0	56.0	11,723,000
1207	Studio C (Inner)	26.0	4.0	30.0	7,172,000
1208A	Studio G (Inner)	25.5	4.0	29.5	7,109,000
1208B	Studio H (Inner)	25.5	4.0	29.5	7,109,000



ONE DELTA TERRACES

Units

Ready for Occupancy (RFO): November 2029

Effective Date: March 11, 2026

Based on Availability Plans dated January 2026 for 7th - 12th Floor (Ref. # DE-26-01-009)

Based on Availability Plans dated July 2024 for 14th - 19th, 43th - PH Floor(Ref. # DE-24-07-001)



UNIT NO.	DESCRIPTION	UNIT AREA (sqm)	BALCONY (sqm)	TOTAL AREA (sqm)	LIST PRICE (Php; with VAT if applicable)
1209	2-Bedroom Q (Inner)	57.0	6.5	63.5	13,322,000
1210	2-Bedroom AC (Inner)	72.5	13.5	86.0	17,284,000
1211	Studio B (Inner)	25.5	4.0	29.5	6,989,000
1212A	Studio B (Inner)	25.5	4.0	29.5	6,989,000
1212B	Studio B (Inner)	25.5	4.0	29.5	6,989,000
1214	Studio D (Inner)	26.0	4.0	30.0	7,050,000
1215	2-Bedroom X (Inner)	62.0	-	62.0	13,104,000
1216	2-Bedroom V (Inner)	61.0	-	61.0	12,898,000
1217A	Studio I (Inner)	26.0	4.0	30.0	7,050,000
1217B	Studio B (Inner)	25.5	4.0	29.5	6,929,000
1218	2-Bedroom I (Inner)	51.5	7.5	59.0	11,916,000
1219	3-Bedroom B (End)	80.0	15.5	95.5	18,786,000
1220	3-Bedroom A (End)	70.0	15.5	85.5	16,919,000
1221A	Studio A (Inner)	25.5	3.5	29.0	6,870,000
1221B	Studio I (Inner)	26.0	4.0	30.0	7,050,000
1222	2-Bedroom O (Inner)	56.0	6.0	62.0	12,710,000
1223	2-Bedroom L (Inner)	53.0	6.0	59.0	12,078,000
1224	Studio E (Inner)	36.0	-	36.0	8,410,000
1225	2-Bedroom P (Inner)	56.0	-	56.0	11,865,000
1226	2-Bedroom P (Inner)	56.0	-	56.0	11,865,000
1227	2-Bedroom A (Inner)	44.5	8.0	52.5	10,764,000
1228	Studio B (Inner)	25.5	4.0	29.5	6,989,000
1229	2-Bedroom M (End)	55.5	15.5	71.0	14,146,000
14th Floor (Atrium Level)					
1401	3-Bedroom A (End)	70.0	15.5	85.5	17,930,000
1402	Studio A (Inner)	25.5	3.5	29.0	7,248,000
1403	2-Bedroom A (Inner)	44.5	8.0	52.5	11,447,000
1404	2-Bedroom P (Inner)	56.0	-	56.0	12,703,000
1405	2-Bedroom P (Inner)	56.0	-	56.0	12,703,000
1406	2-Bedroom E (Inner)	48.5	-	48.5	11,042,000
1408	2-Bedroom Q (Inner)	57.0	6.5	63.5	13,941,000
1409	2-Bedroom AC (Inner)	72.5	13.5	86.0	18,066,000
1410	Studio B (Inner)	25.5	4.0	29.5	7,307,000
1412	2-Bedroom Y (Inner)	62.0	-	62.0	13,650,000
1414	2-Bedroom V (Inner)	61.0	-	61.0	13,561,000
1416	2-Bedroom I (Inner)	51.5	7.5	59.0	12,475,000
1417	3-Bedroom B (End)	80.0	15.5	95.5	19,778,000
1418	3-Bedroom A (End)	70.0	15.5	85.5	17,653,000
1420	2-Bedroom O (Inner)	56.0	6.0	62.0	13,318,000
1421	2-Bedroom L (Inner)	53.0	6.0	59.0	12,653,000
1422	Studio E (Inner)	36.0	-	36.0	8,832,000
1423	2-Bedroom P (Inner)	56.0	-	56.0	12,473,000
1424	2-Bedroom P (Inner)	56.0	-	56.0	12,473,000
1425	2-Bedroom A (Inner)	44.5	8.0	52.5	11,261,000
1426	Studio B (Inner)	25.5	4.0	29.5	7,307,000
1427	2-Bedroom M (End)	55.5	15.5	71.0	14,748,000
15th Floor					
1501	3-Bedroom A (End)	70.0	15.5	85.5	17,279,000
1502	Studio A (Inner)	25.5	3.5	29.0	6,966,000
1503	2-Bedroom A (Inner)	44.5	8.0	52.5	11,007,000
1504	2-Bedroom P (Inner)	56.0	-	56.0	12,164,000
1505	2-Bedroom P (Inner)	56.0	-	56.0	12,164,000
1506	2-Bedroom E (Inner)	48.5	-	48.5	10,575,000
1508	2-Bedroom Q (Inner)	57.0	6.5	63.5	13,392,000
1509	2-Bedroom AC (Inner)	72.5	13.5	86.0	17,373,000
1510	Studio B (Inner)	25.5	4.0	29.5	7,024,000
1512	2-Bedroom Y (Inner)	62.0	-	62.0	13,054,000
1514	2-Bedroom V (Inner)	61.0	-	61.0	12,973,000
1516	2-Bedroom I (Inner)	51.5	7.5	59.0	11,979,000
1517	3-Bedroom B (End)	80.0	15.5	95.5	19,038,000
1518	3-Bedroom A (End)	70.0	15.5	85.5	17,002,000
1520	2-Bedroom O (Inner)	56.0	6.0	62.0	12,778,000
1521	2-Bedroom L (Inner)	53.0	6.0	59.0	12,142,000
1522	Studio E (Inner)	36.0	-	36.0	8,457,000
1523	2-Bedroom P (Inner)	56.0	-	56.0	11,934,000
1524	2-Bedroom P (Inner)	56.0	-	56.0	11,934,000
1525	2-Bedroom A (Inner)	44.5	8.0	52.5	10,820,000
1526	Studio B (Inner)	25.5	4.0	29.5	7,024,000
1527	2-Bedroom M (End)	55.5	15.5	71.0	14,214,000
16th Floor					
1601	3-Bedroom A (End)	70.0	15.5	85.5	17,320,000
1602	Studio A (Inner)	25.5	3.5	29.0	6,984,000
1603	2-Bedroom A (Inner)	44.5	8.0	52.5	11,035,000
1604	2-Bedroom P (Inner)	56.0	-	56.0	12,198,000
1605	2-Bedroom P (Inner)	56.0	-	56.0	12,198,000
1606	2-Bedroom E (Inner)	48.5	-	48.5	10,605,000
1608	2-Bedroom Q (Inner)	57.0	6.5	63.5	13,427,000
1609	2-Bedroom AC (Inner)	72.5	13.5	86.0	17,417,000
1610	Studio B (Inner)	25.5	4.0	29.5	7,043,000
1612	2-Bedroom Y (Inner)	62.0	-	62.0	13,092,000
1614	2-Bedroom V (Inner)	61.0	-	61.0	13,011,000
1616	2-Bedroom I (Inner)	51.5	7.5	59.0	12,011,000
1617	3-Bedroom B (End)	80.0	15.5	95.5	19,086,000
1618	3-Bedroom A (End)	70.0	15.5	85.5	17,043,000
1620	2-Bedroom O (Inner)	56.0	6.0	62.0	12,813,000

ONE DELTA TERRACES

Units

Ready for Occupancy (RFO): November 2029

Effective Date: March 11, 2026

Based on Availability Plans dated January 2026 for 7th - 12th Floor (Ref. # DE-26-01-009)

Based on Availability Plans dated July 2024 for 14th - 19th, 43th - PH Floor(Ref. # DE-24-07-001)



UNIT NO.	DESCRIPTION	UNIT AREA (sqm)	BALCONY (sqm)	TOTAL AREA (sqm)	LIST PRICE (Php; with VAT if applicable)
1621	2-Bedroom L (Inner)	53.0	6.0	59.0	12,175,000
1622	Studio E (Inner)	36.0	-	36.0	8,482,000
1623	2-Bedroom P (Inner)	56.0	-	56.0	11,968,000
1624	2-Bedroom P (Inner)	56.0	-	56.0	11,968,000
1625	2-Bedroom A (Inner)	44.5	8.0	52.5	10,849,000
1626	Studio B (Inner)	25.5	4.0	29.5	7,043,000
1627	2-Bedroom M (End)	55.5	15.5	71.0	14,248,000
17th Floor					
1701	3-Bedroom A (End)	70.0	15.5	85.5	17,362,000
1702	Studio A (Inner)	25.5	3.5	29.0	7,002,000
1703	2-Bedroom A (Inner)	44.5	8.0	52.5	11,064,000
1704	2-Bedroom P (Inner)	56.0	-	56.0	12,233,000
1705	2-Bedroom P (Inner)	56.0	-	56.0	12,233,000
1706	2-Bedroom C (Inner)	48.0	8.0	56.0	11,844,000
1707	Studio C (Inner)	26.0	4.0	30.0	7,245,000
1709	2-Bedroom Q (Inner)	57.0	6.5	63.5	13,462,000
1710	2-Bedroom AC (Inner)	72.5	13.5	86.0	17,461,000
1711	Studio B (Inner)	25.5	4.0	29.5	7,060,000
1714	Studio D (Inner)	26.0	4.0	30.0	7,123,000
1715	2-Bedroom X (Inner)	62.0	-	62.0	13,257,000
1716	2-Bedroom V (Inner)	61.0	-	61.0	13,048,000
1718	2-Bedroom I (Inner)	51.5	7.5	59.0	12,042,000
1719	3-Bedroom B (End)	80.0	15.5	95.5	18,975,000
1720	3-Bedroom A (End)	70.0	15.5	85.5	17,084,000
1722	2-Bedroom O (Inner)	56.0	6.0	62.0	12,847,000
1723	2-Bedroom L (Inner)	53.0	6.0	59.0	12,208,000
1724	Studio E (Inner)	36.0	-	36.0	8,505,000
1725	2-Bedroom P (Inner)	56.0	-	56.0	12,003,000
1726	2-Bedroom P (Inner)	56.0	-	56.0	12,003,000
1727	2-Bedroom A (Inner)	44.5	8.0	52.5	10,877,000
1728	Studio B (Inner)	25.5	4.0	29.5	7,060,000
1729	2-Bedroom M (End)	55.5	15.5	71.0	14,283,000
18th Floor					
1801	3-Bedroom A (End)	70.0	15.5	85.5	17,404,000
1802	Studio A (Inner)	25.5	3.5	29.0	7,020,000
1803	2-Bedroom B (Inner)	45.5	7.5	53.0	11,263,000
1804	2-Bedroom R (Inner)	57.5	-	57.5	12,587,000
1805	2-Bedroom R (Inner)	57.5	-	57.5	12,587,000
1806	2-Bedroom D (Inner)	48.5	8.0	56.5	11,986,000
1807	Studio C (Inner)	26.0	4.0	30.0	7,263,000
1809	2-Bedroom Q (Inner)	57.0	6.5	63.5	13,497,000
1810	2-Bedroom AC (Inner)	72.5	13.5	86.0	17,506,000
1811	Studio B (Inner)	25.5	4.0	29.5	7,079,000
1814	Studio D (Inner)	26.0	4.0	30.0	7,142,000
1815	2-Bedroom AB (Inner)	65.0	-	65.0	13,923,000
1816	2-Bedroom Z (Inner)	64.5	-	64.5	13,819,000
1818	2-Bedroom I (Inner)	51.5	7.5	59.0	12,073,000
1819	3-Bedroom B (End)	80.0	15.5	95.5	19,023,000
1820	3-Bedroom A (End)	70.0	15.5	85.5	17,127,000
1822	2-Bedroom T (Inner)	59.0	6.0	65.0	13,523,000
1823	2-Bedroom N (Inner)	55.5	6.0	61.5	12,775,000
1824	Studio F (Inner)	37.0	-	37.0	8,758,000
1825	2-Bedroom S (Inner)	57.5	-	57.5	12,351,000
1826	2-Bedroom R (Inner)	57.5	-	57.5	12,351,000
1827	2-Bedroom B (Inner)	45.5	7.5	53.0	11,071,000
1828	Studio B (Inner)	25.5	4.0	29.5	7,079,000
1829	2-Bedroom M (End)	55.5	15.5	71.0	14,317,000
19th Floor					
1901	3-Bedroom A (End)	70.0	15.5	85.5	17,445,000
1902	Studio A (Inner)	25.5	3.5	29.0	7,038,000
1903	2-Bedroom B (Inner)	45.5	7.5	53.0	11,292,000
1904	2-Bedroom R (Inner)	57.5	-	57.5	12,622,000
1905	2-Bedroom R (Inner)	57.5	-	57.5	12,622,000
1906	2-Bedroom D (Inner)	48.5	8.0	56.5	12,017,000
1907	Studio C (Inner)	26.0	4.0	30.0	7,282,000
1909	2-Bedroom Q (Inner)	57.0	6.5	63.5	13,532,000
1910	2-Bedroom AC (Inner)	72.5	13.5	86.0	17,550,000
1911	Studio B (Inner)	25.5	4.0	29.5	7,096,000
1914	Studio D (Inner)	26.0	4.0	30.0	7,159,000
1915	2-Bedroom AB (Inner)	65.0	-	65.0	13,963,000
1916	2-Bedroom Z (Inner)	64.5	-	64.5	13,858,000
1918	2-Bedroom I (Inner)	51.5	7.5	59.0	12,105,000
1919	3-Bedroom B (End)	80.0	15.5	95.5	19,069,000
1920	3-Bedroom A (End)	70.0	15.5	85.5	17,168,000
1922	2-Bedroom T (Inner)	59.0	6.0	65.0	13,559,000
1923	2-Bedroom N (Inner)	55.5	6.0	61.5	12,809,000
1924	Studio F (Inner)	37.0	-	37.0	8,783,000
1925	2-Bedroom S (Inner)	57.5	-	57.5	12,388,000
1926	2-Bedroom R (Inner)	57.5	-	57.5	12,388,000
1927	2-Bedroom B (Inner)	45.5	7.5	53.0	11,100,000
1928	Studio B (Inner)	25.5	4.0	29.5	7,096,000
1929	2-Bedroom M (End)	55.5	15.5	71.0	14,351,000
43rd Floor (Atrium Level)					
4301	3-Bedroom A (End)	70.0	15.5	85.5	18,836,000
4302	Studio A (Inner)	25.5	3.5	29.0	7,469,000

ONE DELTA TERRACES

Units

Ready for Occupancy (RFO): November 2029

Effective Date: March 11, 2026

Based on Availability Plans dated January 2026 for 7th - 12th Floor (Ref. # DE-26-01-009)

Based on Availability Plans dated July 2024 for 14th - 19th, 43th - PH Floor(Ref. # DE-24-07-001)



UNIT NO.	DESCRIPTION	UNIT AREA (sqm)	BALCONY (sqm)	TOTAL AREA (sqm)	LIST PRICE (Php; with VAT if applicable)
4303	2-Bedroom B (Inner)	45.5	7.5	53.0	12,159,000
4304	2-Bedroom R (Inner)	57.5	-	57.5	13,760,000
4305	2-Bedroom R (Inner)	57.5	-	57.5	13,760,000
4306	2-Bedroom F (Inner)	50.0	-	50.0	11,965,000
4308	2-Bedroom Q (Inner)	57.0	6.5	63.5	14,656,000
4309	2-Bedroom AC (Inner)	72.5	13.5	86.0	19,050,000
4310	Studio B (Inner)	25.5	4.0	29.5	7,528,000
4312	2-Bedroom AA (Inner)	65.0	-	65.0	15,289,000
4314	2-Bedroom Z (Inner)	64.5	-	64.5	15,170,000
4316	2-Bedroom I (Inner)	51.5	7.5	59.0	13,093,000
4317	3-Bedroom B (End)	80.0	15.5	95.5	20,847,000
4318	3-Bedroom A (End)	70.0	15.5	85.5	18,559,000
4320	2-Bedroom T (Inner)	59.0	6.0	65.0	14,734,000
4321	2-Bedroom N (Inner)	55.5	6.0	61.5	13,896,000
4322	Studio F (Inner)	37.0	-	37.0	9,481,000
4323	2-Bedroom S (Inner)	57.5	-	57.5	13,524,000
4324	2-Bedroom R (Inner)	57.5	-	57.5	13,524,000
4325	2-Bedroom B (Inner)	45.5	7.5	53.0	11,968,000
4326	Studio B (Inner)	25.5	4.0	29.5	7,528,000
4327	2-Bedroom M (End)	55.5	15.5	71.0	15,438,000
44th Floor					
4401	3-Bedroom A (End)	70.0	15.5	85.5	18,185,000
4402	Studio A (Inner)	25.5	3.5	29.0	7,187,000
4403	2-Bedroom B (Inner)	45.5	7.5	53.0	11,710,000
4404	2-Bedroom R (Inner)	57.5	-	57.5	13,206,000
4405	2-Bedroom R (Inner)	57.5	-	57.5	13,206,000
4406	2-Bedroom F (Inner)	50.0	-	50.0	11,484,000
4408	2-Bedroom Q (Inner)	57.0	6.5	63.5	14,107,000
4409	2-Bedroom AC (Inner)	72.5	13.5	86.0	18,356,000
4410	Studio B (Inner)	25.5	4.0	29.5	7,246,000
4412	2-Bedroom AA (Inner)	65.0	-	65.0	14,663,000
4414	2-Bedroom Z (Inner)	64.5	-	64.5	14,549,000
4416	2-Bedroom I (Inner)	51.5	7.5	59.0	12,596,000
4417	3-Bedroom B (End)	80.0	15.5	95.5	20,107,000
4418	3-Bedroom A (End)	70.0	15.5	85.5	17,908,000
4420	2-Bedroom T (Inner)	59.0	6.0	65.0	14,165,000
4421	2-Bedroom N (Inner)	55.5	6.0	61.5	13,362,000
4422	Studio F (Inner)	37.0	-	37.0	9,096,000
4423	2-Bedroom S (Inner)	57.5	-	57.5	12,970,000
4424	2-Bedroom R (Inner)	57.5	-	57.5	12,970,000
4425	2-Bedroom B (Inner)	45.5	7.5	53.0	11,518,000
4426	Studio B (Inner)	25.5	4.0	29.5	7,246,000
4427	2-Bedroom M (End)	55.5	15.5	71.0	14,904,000
45th Floor					
4501	3-Bedroom A (End)	70.0	15.5	85.5	18,226,000
4502	Studio A (Inner)	25.5	3.5	29.0	7,205,000
4503	2-Bedroom B (Inner)	45.5	7.5	53.0	11,738,000
4504	2-Bedroom R (Inner)	57.5	-	57.5	13,241,000
4505	2-Bedroom R (Inner)	57.5	-	57.5	13,241,000
4506	2-Bedroom F (Inner)	50.0	-	50.0	11,515,000
4508	2-Bedroom Q (Inner)	57.0	6.5	63.5	14,142,000
4509	2-Bedroom AC (Inner)	72.5	13.5	86.0	18,400,000
4510	Studio B (Inner)	25.5	4.0	29.5	7,264,000
4512	2-Bedroom AA (Inner)	65.0	-	65.0	14,703,000
4514	2-Bedroom Z (Inner)	64.5	-	64.5	14,589,000
4516	2-Bedroom I (Inner)	51.5	7.5	59.0	12,628,000
4517	3-Bedroom B (End)	80.0	15.5	95.5	20,155,000
4518	3-Bedroom A (End)	70.0	15.5	85.5	17,949,000
4520	2-Bedroom T (Inner)	59.0	6.0	65.0	14,202,000
4521	2-Bedroom N (Inner)	55.5	6.0	61.5	13,396,000
4522	Studio F (Inner)	37.0	-	37.0	9,121,000
4523	2-Bedroom S (Inner)	57.5	-	57.5	13,006,000
4524	2-Bedroom R (Inner)	57.5	-	57.5	13,006,000
4525	2-Bedroom B (Inner)	45.5	7.5	53.0	11,547,000
4526	Studio B (Inner)	25.5	4.0	29.5	7,264,000
4527	2-Bedroom M (End)	55.5	15.5	71.0	14,938,000
46th Floor					
4601	3-Bedroom A (End)	70.0	15.5	85.5	18,269,000
4602	Studio A (Inner)	25.5	3.5	29.0	7,223,000
4603	2-Bedroom B (Inner)	45.5	7.5	53.0	11,766,000
4604	2-Bedroom R (Inner)	57.5	-	57.5	13,277,000
4605	2-Bedroom R (Inner)	57.5	-	57.5	13,277,000
4606	2-Bedroom D (Inner)	48.5	8.0	56.5	12,543,000
4607	Studio C (Inner)	26.0	4.0	30.0	7,476,000
4609	2-Bedroom Q (Inner)	57.0	6.5	63.5	14,177,000
4610	2-Bedroom AC (Inner)	72.5	13.5	86.0	18,445,000
4611	Studio B (Inner)	25.5	4.0	29.5	7,282,000
4614	Studio D (Inner)	26.0	4.0	30.0	7,355,000
4615	2-Bedroom AB (Inner)	65.0	-	65.0	14,742,000
4616	2-Bedroom Z (Inner)	64.5	-	64.5	14,629,000
4618	2-Bedroom I (Inner)	51.5	7.5	59.0	12,660,000
4619	3-Bedroom B (End)	80.0	15.5	95.5	20,044,000
4620	3-Bedroom A (End)	70.0	15.5	85.5	17,990,000
4622	2-Bedroom T (Inner)	59.0	6.0	65.0	14,238,000
4623	2-Bedroom N (Inner)	55.5	6.0	61.5	13,430,000

ONE DELTA TERRACES

Units

Ready for Occupancy (RFO): November 2029

Effective Date: March 11, 2026

Based on Availability Plans dated January 2026 for 7th - 12th Floor (Ref. # DE-26-01-009)

Based on Availability Plans dated July 2024 for 14th - 19th, 43th - PH Floor(Ref. # DE-24-07-001)



UNIT NO.	DESCRIPTION	UNIT AREA (sqm)	BALCONY (sqm)	TOTAL AREA (sqm)	LIST PRICE (Php; with VAT if applicable)
4624	Studio F (Inner)	37.0	-	37.0	9,146,000
4625	2-Bedroom S (Inner)	57.5	-	57.5	13,041,000
4626	2-Bedroom R (Inner)	57.5	-	57.5	13,041,000
4627	2-Bedroom B (Inner)	45.5	7.5	53.0	11,576,000
4628	Studio B (Inner)	25.5	4.0	29.5	7,282,000
4629	2-Bedroom M (End)	55.5	15.5	71.0	14,972,000
47th Floor					
4701	3-Bedroom A (End)	70.0	15.5	85.5	18,310,000
4702	Studio A (Inner)	25.5	3.5	29.0	7,241,000
4703	2-Bedroom B (Inner)	45.5	7.5	53.0	11,795,000
4704	2-Bedroom R (Inner)	57.5	-	57.5	13,312,000
4705	2-Bedroom R (Inner)	57.5	-	57.5	13,312,000
4706	2-Bedroom D (Inner)	48.5	8.0	56.5	12,574,000
4707	Studio C (Inner)	26.0	4.0	30.0	7,495,000
4709	2-Bedroom Q (Inner)	57.0	6.5	63.5	14,212,000
4710	2-Bedroom AC (Inner)	72.5	13.5	86.0	18,489,000
4711	Studio B (Inner)	25.5	4.0	29.5	7,300,000
4714	Studio D (Inner)	26.0	4.0	30.0	7,372,000
4715	2-Bedroom AB (Inner)	65.0	-	65.0	14,782,000
4716	2-Bedroom Z (Inner)	64.5	-	64.5	14,669,000
4718	2-Bedroom I (Inner)	51.5	7.5	59.0	12,691,000
4719	3-Bedroom B (End)	80.0	15.5	95.5	20,092,000
4720	3-Bedroom A (End)	70.0	15.5	85.5	18,033,000
4722	2-Bedroom T (Inner)	59.0	6.0	65.0	14,274,000
4723	2-Bedroom N (Inner)	55.5	6.0	61.5	13,464,000
4724	Studio F (Inner)	37.0	-	37.0	9,170,000
4725	2-Bedroom S (Inner)	57.5	-	57.5	13,076,000
4726	2-Bedroom R (Inner)	57.5	-	57.5	13,076,000
4727	2-Bedroom B (Inner)	45.5	7.5	53.0	11,603,000
4728	Studio B (Inner)	25.5	4.0	29.5	7,300,000
4729	2-Bedroom M (End)	55.5	15.5	71.0	15,006,000
48th Floor (Atrium Level)					
4801	3-Bedroom A (End)	70.0	15.5	85.5	19,044,000
4802	Studio A (Inner)	25.5	3.5	29.0	7,559,000
4803	2-Bedroom B (Inner)	45.5	7.5	53.0	12,303,000
4804	2-Bedroom R (Inner)	57.5	-	57.5	13,936,000
4805	2-Bedroom R (Inner)	57.5	-	57.5	13,936,000
4806	2-Bedroom F (Inner)	50.0	-	50.0	12,119,000
4808	2-Bedroom Q (Inner)	57.0	6.5	63.5	14,831,000
4809	2-Bedroom AC (Inner)	72.5	13.5	86.0	19,271,000
4810	Studio B (Inner)	25.5	4.0	29.5	7,617,000
4812	2-Bedroom AA (Inner)	65.0	-	65.0	15,488,000
4814	2-Bedroom Z (Inner)	64.5	-	64.5	15,369,000
4816	2-Bedroom I (Inner)	51.5	7.5	59.0	13,250,000
4817	3-Bedroom B (End)	80.0	15.5	95.5	21,083,000
4818	3-Bedroom A (End)	70.0	15.5	85.5	18,767,000
4820	2-Bedroom T (Inner)	59.0	6.0	65.0	14,915,000
4821	2-Bedroom N (Inner)	55.5	6.0	61.5	14,066,000
4822	Studio F (Inner)	37.0	-	37.0	9,604,000
4823	2-Bedroom S (Inner)	57.5	-	57.5	13,702,000
4824	2-Bedroom R (Inner)	57.5	-	57.5	13,702,000
4825	2-Bedroom B (Inner)	45.5	7.5	53.0	12,111,000
4826	Studio B (Inner)	25.5	4.0	29.5	7,617,000
4827	2-Bedroom M (End)	55.5	15.5	71.0	15,608,000
49th Floor					
4901	3-Bedroom A (End)	70.0	15.5	85.5	18,393,000
4902	Studio A (Inner)	25.5	3.5	29.0	7,277,000
4903	2-Bedroom B (Inner)	45.5	7.5	53.0	11,853,000
4904	2-Bedroom R (Inner)	57.5	-	57.5	13,383,000
4905	2-Bedroom R (Inner)	57.5	-	57.5	13,383,000
4906	2-Bedroom F (Inner)	50.0	-	50.0	11,637,000
4908	2-Bedroom Q (Inner)	57.0	6.5	63.5	14,282,000
4909	2-Bedroom AC (Inner)	72.5	13.5	86.0	18,578,000
4910	Studio B (Inner)	25.5	4.0	29.5	7,336,000
4912	2-Bedroom AA (Inner)	65.0	-	65.0	14,862,000
4914	2-Bedroom Z (Inner)	64.5	-	64.5	14,748,000
4916	2-Bedroom I (Inner)	51.5	7.5	59.0	12,755,000
4917	3-Bedroom B (End)	80.0	15.5	95.5	20,343,000
4918	3-Bedroom A (End)	70.0	15.5	85.5	18,116,000
4920	2-Bedroom T (Inner)	59.0	6.0	65.0	14,346,000
4921	2-Bedroom N (Inner)	55.5	6.0	61.5	13,533,000
4922	Studio F (Inner)	37.0	-	37.0	9,219,000
4923	2-Bedroom S (Inner)	57.5	-	57.5	13,147,000
4924	2-Bedroom R (Inner)	57.5	-	57.5	13,147,000
4925	2-Bedroom B (Inner)	45.5	7.5	53.0	11,661,000
4926	Studio B (Inner)	25.5	4.0	29.5	7,336,000
4927	2-Bedroom M (End)	55.5	15.5	71.0	15,074,000
50th Floor					
5001	3-Bedroom A (End)	70.0	15.5	85.5	18,434,000
5002	Studio A (Inner)	25.5	3.5	29.0	7,295,000
5003	2-Bedroom B (Inner)	45.5	7.5	53.0	11,882,000
5004	2-Bedroom R (Inner)	57.5	-	57.5	13,418,000
5005	2-Bedroom R (Inner)	57.5	-	57.5	13,418,000
5006	2-Bedroom F (Inner)	50.0	-	50.0	11,668,000
5008	2-Bedroom Q (Inner)	57.0	6.5	63.5	14,317,000

ONE DELTA TERRACES

Units

Ready for Occupancy (RFO): November 2029

Effective Date: March 11, 2026

Based on Availability Plans dated January 2026 for 7th - 12th Floor (Ref. # DE-26-01-009)

Based on Availability Plans dated July 2024 for 14th - 19th, 43th - PH Floor(Ref. # DE-24-07-001)



UNIT NO.	DESCRIPTION	UNIT AREA (sqm)	BALCONY (sqm)	TOTAL AREA (sqm)	LIST PRICE (Php; with VAT if applicable)
5009	2-Bedroom AC (Inner)	72.5	13.5	86.0	18,622,000
5010	Studio B (Inner)	25.5	4.0	29.5	7,354,000
5012	2-Bedroom AA (Inner)	65.0	-	65.0	14,903,000
5014	2-Bedroom Z (Inner)	64.5	-	64.5	14,787,000
5016	2-Bedroom I (Inner)	51.5	7.5	59.0	12,787,000
5017	3-Bedroom B (End)	80.0	15.5	95.5	20,390,000
5018	3-Bedroom A (End)	70.0	15.5	85.5	18,157,000
5020	2-Bedroom T (Inner)	59.0	6.0	65.0	14,383,000
5021	2-Bedroom N (Inner)	55.5	6.0	61.5	13,567,000
5022	Studio F (Inner)	37.0	-	37.0	9,244,000
5023	2-Bedroom S (Inner)	57.5	-	57.5	13,182,000
5024	2-Bedroom R (Inner)	57.5	-	57.5	13,182,000
5025	2-Bedroom B (Inner)	45.5	7.5	53.0	11,690,000
5026	Studio B (Inner)	25.5	4.0	29.5	7,354,000
5027	2-Bedroom M (End)	55.5	15.5	71.0	15,108,000
51st Floor					
5101	3-Bedroom A (End)	70.0	15.5	85.5	18,476,000
5102	Studio A (Inner)	25.5	3.5	29.0	7,313,000
5103	2-Bedroom B (Inner)	45.5	7.5	53.0	11,910,000
5104	2-Bedroom R (Inner)	57.5	-	57.5	13,453,000
5105	2-Bedroom R (Inner)	57.5	-	57.5	13,453,000
5106	2-Bedroom D (Inner)	48.5	8.0	56.5	12,696,000
5107	Studio C (Inner)	26.0	4.0	30.0	7,568,000
5109	2-Bedroom Q (Inner)	57.0	6.5	63.5	14,353,000
5110	2-Bedroom AC (Inner)	72.5	13.5	86.0	18,666,000
5111	Studio B (Inner)	25.5	4.0	29.5	7,372,000
5114	Studio D (Inner)	26.0	4.0	30.0	7,446,000
5115	2-Bedroom AB (Inner)	65.0	-	65.0	14,942,000
5116	2-Bedroom Z (Inner)	64.5	-	64.5	14,827,000
5118	2-Bedroom I (Inner)	51.5	7.5	59.0	12,818,000
5119	3-Bedroom B (End)	80.0	15.5	95.5	20,280,000
5120	3-Bedroom A (End)	70.0	15.5	85.5	18,199,000
5122	2-Bedroom T (Inner)	59.0	6.0	65.0	14,419,000
5123	2-Bedroom N (Inner)	55.5	6.0	61.5	13,601,000
5124	Studio F (Inner)	37.0	-	37.0	9,268,000
5125	2-Bedroom S (Inner)	57.5	-	57.5	13,218,000
5126	2-Bedroom R (Inner)	57.5	-	57.5	13,218,000
5127	2-Bedroom B (Inner)	45.5	7.5	53.0	11,719,000
5128	Studio B (Inner)	25.5	4.0	29.5	7,372,000
5129	2-Bedroom M (End)	55.5	15.5	71.0	15,141,000
52nd Floor					
5201	3-Bedroom A (End)	70.0	15.5	85.5	18,518,000
5202	Studio A (Inner)	25.5	3.5	29.0	7,331,000
5203	2-Bedroom B (Inner)	45.5	7.5	53.0	11,939,000
5204	2-Bedroom R (Inner)	57.5	-	57.5	13,489,000
5205	2-Bedroom R (Inner)	57.5	-	57.5	13,489,000
5206	2-Bedroom D (Inner)	48.5	8.0	56.5	12,726,000
5207	Studio C (Inner)	26.0	4.0	30.0	7,586,000
5209	2-Bedroom Q (Inner)	57.0	6.5	63.5	14,388,000
5210	2-Bedroom AC (Inner)	72.5	13.5	86.0	18,710,000
5211	Studio B (Inner)	25.5	4.0	29.5	7,390,000
5214	Studio D (Inner)	26.0	4.0	30.0	7,464,000
5215	2-Bedroom AB (Inner)	65.0	-	65.0	14,982,000
5216	2-Bedroom Z (Inner)	64.5	-	64.5	14,866,000
5218	2-Bedroom I (Inner)	51.5	7.5	59.0	12,850,000
5219	3-Bedroom B (End)	80.0	15.5	95.5	20,328,000
5220	3-Bedroom A (End)	70.0	15.5	85.5	18,241,000
5222	2-Bedroom T (Inner)	59.0	6.0	65.0	14,456,000
5223	2-Bedroom N (Inner)	55.5	6.0	61.5	13,635,000
5224	Studio F (Inner)	37.0	-	37.0	9,293,000
5225	2-Bedroom S (Inner)	57.5	-	57.5	13,254,000
5226	2-Bedroom R (Inner)	57.5	-	57.5	13,254,000
5227	2-Bedroom B (Inner)	45.5	7.5	53.0	11,748,000
5228	Studio B (Inner)	25.5	4.0	29.5	7,390,000
5229	2-Bedroom M (End)	55.5	15.5	71.0	15,177,000
53rd Floor (Atrium Level)					
5301	3-Bedroom A (End)	70.0	15.5	85.5	19,252,000
5302	Studio A (Inner)	25.5	3.5	29.0	7,648,000
5303	2-Bedroom B (Inner)	45.5	7.5	53.0	12,446,000
5304	2-Bedroom R (Inner)	57.5	-	57.5	14,114,000
5305	2-Bedroom R (Inner)	57.5	-	57.5	14,114,000
5306	2-Bedroom F (Inner)	50.0	-	50.0	12,273,000
5307	2-Bedroom W (Inner)	61.0	-	61.0	14,973,000
5308	2-Bedroom Q (Inner)	57.0	6.5	63.5	15,007,000
5309	2-Bedroom AC (Inner)	72.5	13.5	86.0	19,492,000
5310	Studio B (Inner)	25.5	4.0	29.5	7,707,000
5311	2-Bedroom U (Inner)	60.0	-	60.0	14,481,000
5312	2-Bedroom AA (Inner)	65.0	-	65.0	15,687,000
5314	2-Bedroom Z (Inner)	64.5	-	64.5	15,567,000
5315	2-Bedroom H (Inner)	51.5	8.0	59.5	13,461,000
5316	2-Bedroom I (Inner)	51.5	7.5	59.0	13,409,000
5317	3-Bedroom B (End)	80.0	15.5	95.5	21,318,000
5318	3-Bedroom A (End)	70.0	15.5	85.5	18,975,000
5319	2-Bedroom J (Inner)	51.5	7.5	59.0	13,409,000
5320	2-Bedroom T (Inner)	59.0	6.0	65.0	15,096,000

ONE DELTA TERRACES

Units

Ready for Occupancy (RFO): November 2029

Effective Date: March 11, 2026

Based on Availability Plans dated January 2026 for 7th - 12th Floor (Ref. # DE-26-01-009)

Based on Availability Plans dated July 2024 for 14th - 19th, 43th - PH Floor(Ref. # DE-24-07-001)



UNIT NO.	DESCRIPTION	UNIT AREA (sqm)	BALCONY (sqm)	TOTAL AREA (sqm)	LIST PRICE (Php; with VAT if applicable)
5321	2-Bedroom N (Inner)	55.5	6.0	61.5	14,237,000
5322	Studio F (Inner)	37.0	-	37.0	9,727,000
5323	2-Bedroom S (Inner)	57.5	-	57.5	13,878,000
5324	2-Bedroom R (Inner)	57.5	-	57.5	13,878,000
5325	2-Bedroom B (Inner)	45.5	7.5	53.0	12,254,000
5326	Studio B (Inner)	25.5	4.0	29.5	7,707,000
5327	2-Bedroom M (End)	55.5	15.5	71.0	15,779,000
54th Floor					
5401	3-Bedroom A (End)	70.0	15.5	85.5	18,601,000
5402	Studio A (Inner)	25.5	3.5	29.0	7,367,000
5403	2-Bedroom B (Inner)	45.5	7.5	53.0	11,996,000
5404	2-Bedroom R (Inner)	57.5	-	57.5	13,559,000
5405	2-Bedroom R (Inner)	57.5	-	57.5	13,559,000
5406	2-Bedroom F (Inner)	50.0	-	50.0	11,791,000
5407	2-Bedroom W (Inner)	61.0	-	61.0	14,385,000
5408	2-Bedroom Q (Inner)	57.0	6.5	63.5	14,458,000
5409	2-Bedroom AC (Inner)	72.5	13.5	86.0	18,799,000
5410	Studio B (Inner)	25.5	4.0	29.5	7,426,000
5411	2-Bedroom U (Inner)	60.0	-	60.0	13,903,000
5412	2-Bedroom AA (Inner)	65.0	-	65.0	15,062,000
5414	2-Bedroom Z (Inner)	64.5	-	64.5	14,946,000
5415	2-Bedroom H (Inner)	51.5	8.0	59.5	12,964,000
5416	2-Bedroom I (Inner)	51.5	7.5	59.0	12,914,000
5417	3-Bedroom B (End)	80.0	15.5	95.5	20,579,000
5418	3-Bedroom A (End)	70.0	15.5	85.5	18,323,000
5419	2-Bedroom J (Inner)	51.5	7.5	59.0	12,914,000
5420	2-Bedroom T (Inner)	59.0	6.0	65.0	14,528,000
5421	2-Bedroom N (Inner)	55.5	6.0	61.5	13,703,000
5422	Studio F (Inner)	37.0	-	37.0	9,342,000
5423	2-Bedroom S (Inner)	57.5	-	57.5	13,325,000
5424	2-Bedroom R (Inner)	57.5	-	57.5	13,325,000
5425	2-Bedroom B (Inner)	45.5	7.5	53.0	11,805,000
5426	Studio B (Inner)	25.5	4.0	29.5	7,426,000
5427	2-Bedroom M (End)	55.5	15.5	71.0	15,244,000
55th Floor					
5501	3-Bedroom A (End)	70.0	15.5	85.5	18,642,000
5502	Studio A (Inner)	25.5	3.5	29.0	7,385,000
5503	2-Bedroom B (Inner)	45.5	7.5	53.0	12,025,000
5504	2-Bedroom R (Inner)	57.5	-	57.5	13,595,000
5505	2-Bedroom R (Inner)	57.5	-	57.5	13,595,000
5506	2-Bedroom F (Inner)	50.0	-	50.0	11,822,000
5507	2-Bedroom W (Inner)	61.0	-	61.0	14,423,000
5508	2-Bedroom Q (Inner)	57.0	6.5	63.5	14,493,000
5509	2-Bedroom AC (Inner)	72.5	13.5	86.0	18,843,000
5510	Studio B (Inner)	25.5	4.0	29.5	7,443,000
5511	2-Bedroom U (Inner)	60.0	-	60.0	13,941,000
5512	2-Bedroom AA (Inner)	65.0	-	65.0	15,102,000
5514	2-Bedroom Z (Inner)	64.5	-	64.5	14,986,000
5515	2-Bedroom H (Inner)	51.5	8.0	59.5	12,996,000
5516	2-Bedroom I (Inner)	51.5	7.5	59.0	12,945,000
5517	3-Bedroom B (End)	80.0	15.5	95.5	20,626,000
5518	3-Bedroom A (End)	70.0	15.5	85.5	18,365,000
5519	2-Bedroom J (Inner)	51.5	7.5	59.0	12,945,000
5520	2-Bedroom T (Inner)	59.0	6.0	65.0	14,565,000
5521	2-Bedroom N (Inner)	55.5	6.0	61.5	13,737,000
5522	Studio F (Inner)	37.0	-	37.0	9,366,000
5523	2-Bedroom S (Inner)	57.5	-	57.5	13,360,000
5524	2-Bedroom R (Inner)	57.5	-	57.5	13,360,000
5525	2-Bedroom B (Inner)	45.5	7.5	53.0	11,833,000
5526	Studio B (Inner)	25.5	4.0	29.5	7,443,000
5527	2-Bedroom M (End)	55.5	15.5	71.0	15,278,000
56th Floor					
5601	3-Bedroom A (End)	70.0	15.5	85.5	18,684,000
5602	Studio A (Inner)	25.5	3.5	29.0	7,403,000
5603	2-Bedroom B (Inner)	45.5	7.5	53.0	12,054,000
5604	2-Bedroom R (Inner)	57.5	-	57.5	13,630,000
5605	2-Bedroom R (Inner)	57.5	-	57.5	13,630,000
5606	2-Bedroom D (Inner)	48.5	8.0	56.5	12,849,000
5607	Studio C (Inner)	26.0	4.0	30.0	7,660,000
5608	2-Bedroom K (Inner)	51.5	8.0	59.5	13,344,000
5609	2-Bedroom Q (Inner)	57.0	6.5	63.5	14,528,000
5610	2-Bedroom AC (Inner)	72.5	13.5	86.0	18,888,000
5611	Studio B (Inner)	25.5	4.0	29.5	7,462,000
5612	2-Bedroom G (Inner)	51.5	8.0	59.5	13,028,000
5614	Studio D (Inner)	26.0	4.0	30.0	7,538,000
5615	2-Bedroom AB (Inner)	65.0	-	65.0	15,141,000
5616	2-Bedroom Z (Inner)	64.5	-	64.5	15,025,000
5617	2-Bedroom H (Inner)	51.5	8.0	59.5	13,028,000
5618	2-Bedroom I (Inner)	51.5	7.5	59.0	12,976,000
5619	3-Bedroom B (End)	80.0	15.5	95.5	20,516,000
5620	3-Bedroom A (End)	70.0	15.5	85.5	18,407,000
5621	2-Bedroom J (Inner)	51.5	7.5	59.0	12,976,000
5622	2-Bedroom T (Inner)	59.0	6.0	65.0	14,601,000
5623	2-Bedroom N (Inner)	55.5	6.0	61.5	13,771,000
5624	Studio F (Inner)	37.0	-	37.0	9,391,000

ONE DELTA TERRACES

Units

Ready for Occupancy (RFO): November 2029

Effective Date: March 11, 2026

Based on Availability Plans dated January 2026 for 7th - 12th Floor (Ref. # DE-26-01-009)

Based on Availability Plans dated July 2024 for 14th - 19th, 43th - PH Floor(Ref. # DE-24-07-001)



UNIT NO.	DESCRIPTION	UNIT AREA (sqm)	BALCONY (sqm)	TOTAL AREA (sqm)	LIST PRICE (Php; with VAT if applicable)
5625	2-Bedroom S (Inner)	57.5	-	57.5	13,395,000
5626	2-Bedroom R (Inner)	57.5	-	57.5	13,395,000
5627	2-Bedroom B (Inner)	45.5	7.5	53.0	11,862,000
5628	Studio B (Inner)	25.5	4.0	29.5	7,462,000
5629	2-Bedroom M (End)	55.5	15.5	71.0	15,312,000
57th Floor					
5701	3-Bedroom A (End)	70.0	15.5	85.5	18,726,000
5702	Studio A (Inner)	25.5	3.5	29.0	7,421,000
5703	2-Bedroom B (Inner)	45.5	7.5	53.0	12,082,000
5704	2-Bedroom R (Inner)	57.5	-	57.5	13,666,000
5705	2-Bedroom R (Inner)	57.5	-	57.5	13,666,000
5706	2-Bedroom D (Inner)	48.5	8.0	56.5	12,880,000
5707	Studio C (Inner)	26.0	4.0	30.0	7,678,000
5708	2-Bedroom K (Inner)	51.5	8.0	59.5	13,376,000
5709	2-Bedroom Q (Inner)	57.0	6.5	63.5	14,537,000
5710	2-Bedroom AC (Inner)	72.5	13.5	86.0	18,932,000
5711	Studio B (Inner)	25.5	4.0	29.5	7,479,000
5712	2-Bedroom G (Inner)	51.5	8.0	59.5	13,059,000
5714	Studio D (Inner)	26.0	4.0	30.0	7,556,000
5715	2-Bedroom AB (Inner)	65.0	-	65.0	15,182,000
5716	2-Bedroom Z (Inner)	64.5	-	64.5	15,065,000
5717	2-Bedroom H (Inner)	51.5	8.0	59.5	13,059,000
5718	2-Bedroom I (Inner)	51.5	7.5	59.0	13,008,000
5719	3-Bedroom B (End)	80.0	15.5	95.5	20,563,000
5720	3-Bedroom A (End)	70.0	15.5	85.5	18,449,000
5721	2-Bedroom J (Inner)	51.5	7.5	59.0	13,008,000
5722	2-Bedroom T (Inner)	59.0	6.0	65.0	14,637,000
5723	2-Bedroom N (Inner)	55.5	6.0	61.5	13,805,000
5724	Studio F (Inner)	37.0	-	37.0	9,416,000
5725	2-Bedroom S (Inner)	57.5	-	57.5	13,430,000
5726	2-Bedroom R (Inner)	57.5	-	57.5	13,430,000
5727	2-Bedroom B (Inner)	45.5	7.5	53.0	11,891,000
5728	Studio B (Inner)	25.5	4.0	29.5	7,479,000
5729	2-Bedroom M (End)	55.5	15.5	71.0	15,346,000
Penthouse Floor					
PH01	3-Bedroom A (End)	70.0	15.5	85.5	19,737,000
PH02	Studio A (Inner)	25.5	3.5	29.0	7,858,000
PH03	2-Bedroom B (Inner)	45.5	7.5	53.0	12,781,000
PH04	2-Bedroom R (Inner)	57.5	-	57.5	14,526,000
PH05	2-Bedroom R (Inner)	57.5	-	57.5	14,526,000
PH06	2-Bedroom D (Inner)	48.5	8.0	56.5	13,624,000
PH07	Studio C (Inner)	26.0	4.0	30.0	8,063,000
PH08	2-Bedroom K (Inner)	51.5	8.0	59.5	14,040,000
PH09	2-Bedroom Q (Inner)	57.0	6.5	63.5	15,299,000
PH10	2-Bedroom AC (Inner)	72.5	13.5	86.0	19,861,000
PH11	Studio B (Inner)	25.5	4.0	29.5	7,857,000
PH12	2-Bedroom G (Inner)	51.5	8.0	59.5	13,724,000
PH14	Studio D (Inner)	26.0	4.0	30.0	7,941,000
PH15	2-Bedroom AB (Inner)	65.0	-	65.0	16,154,000
PH16	2-Bedroom Z (Inner)	64.5	-	64.5	16,029,000
PH17	2-Bedroom H (Inner)	51.5	8.0	59.5	13,829,000
PH18	2-Bedroom I (Inner)	51.5	7.5	59.0	13,779,000
PH19	3-Bedroom B (End)	80.0	15.5	95.5	21,712,000
PH20	3-Bedroom A (End)	70.0	15.5	85.5	19,460,000
PH21	2-Bedroom J (Inner)	51.5	7.5	59.0	13,779,000
PH22	2-Bedroom T (Inner)	59.0	6.0	65.0	15,520,000
PH23	2-Bedroom N (Inner)	55.5	6.0	61.5	14,635,000
PH24	Studio F (Inner)	37.0	-	37.0	10,013,000
PH25	2-Bedroom S (Inner)	57.5	-	57.5	14,290,000
PH26	2-Bedroom R (Inner)	57.5	-	57.5	14,290,000
PH27	2-Bedroom B (Inner)	45.5	7.5	53.0	12,589,000
PH28	Studio B (Inner)	25.5	4.0	29.5	7,917,000
PH29	2-Bedroom M (End)	55.5	15.5	71.0	16,177,000

Notes:

1. Cash Price is List Price less 10%.
2. Price of parking slot is not included in the List Price. Parking slots are sold separately.
3. Prices may include VAT, if applicable.
4. Prices indicated are exclusive of closing fees.
5. The areas (sqm) may change based on actual site condition.
6. Requests for unit alteration shall conform to the cut-off dates for tandem and non-installation requests.
7. The contents herein are subject to change without prior notice and do not constitute an offer or contract.



FACING AMENITIES

FACING QUEZON AVENUE



LIST OF POSSIBLE TANDEM UNITS:
 702 & 703
 725 & 726

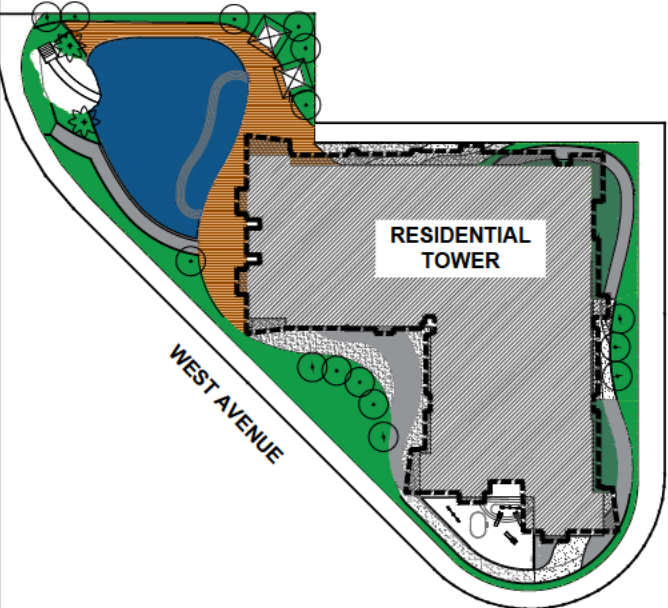
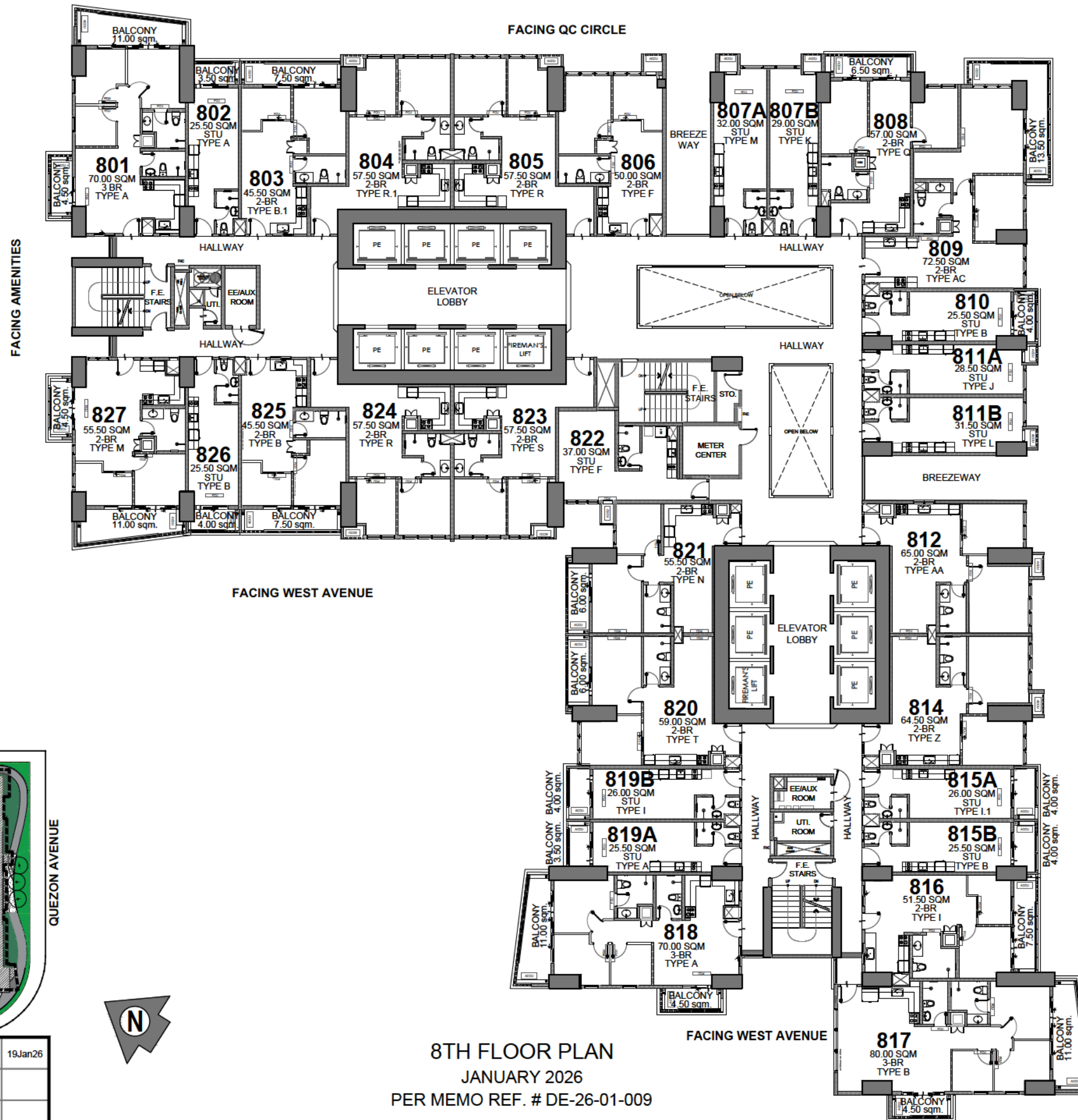
NOTE:
 Standard company policy regarding request for tandem shall apply.

7TH FLOOR PLAN
 JANUARY 2026
 PER MEMO REF. # DE-26-01-009

	NOTED BY:	Jape	19Jan26
		Elma	
		Ana	



Disclaimer: Floor plans depicted in this material are for demonstration purposes only and should not be relied upon as final project plans. For announcement purposes only.



LIST OF POSSIBLE TANDEM UNITS:
 802 & 803
 825 & 826

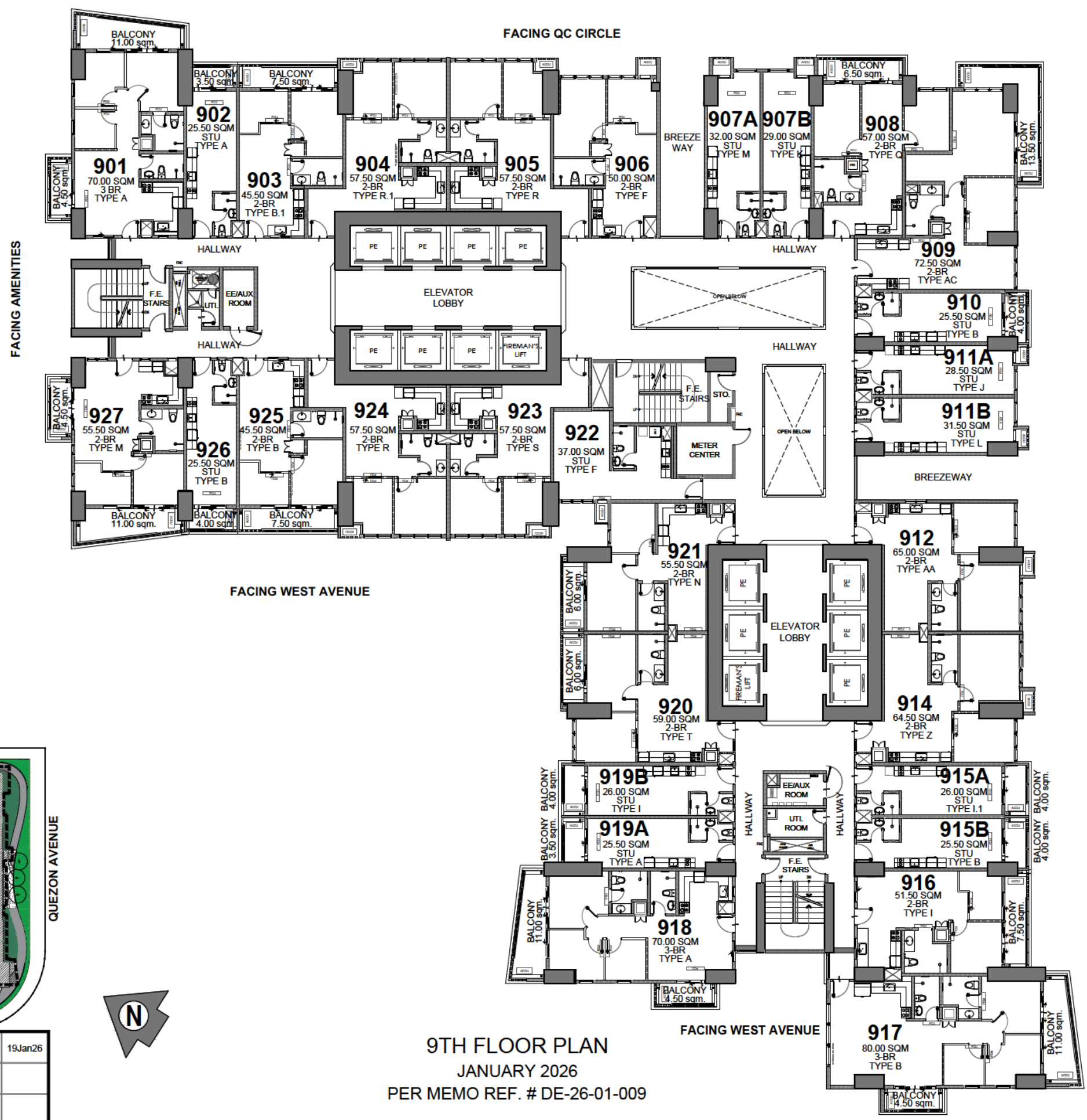
NOTE:
 Standard company policy regarding request for tandem shall apply.

8TH FLOOR PLAN
 JANUARY 2026
 PER MEMO REF. # DE-26-01-009

NOTED BY:	Jape		19Jan26
	Elma		
	Ana		

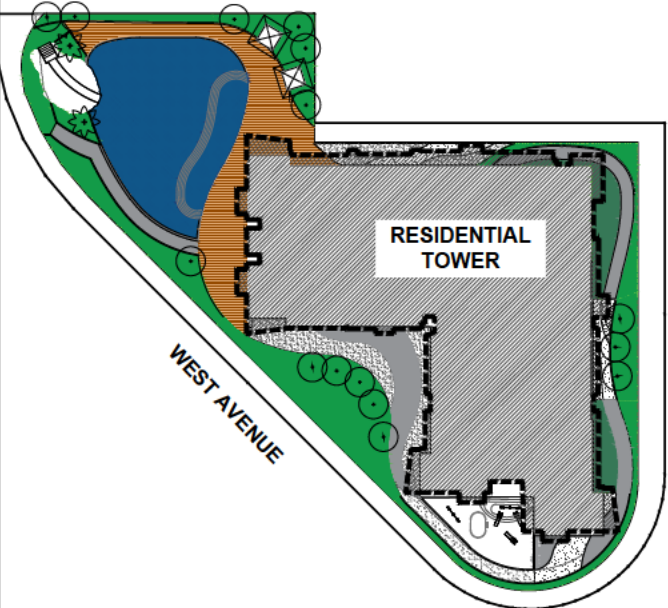


Disclaimer: Floor plans depicted in this material are for demonstration purposes only and should not be relied upon as final project plans. For announcement purposes only.



FACING AMENITIES

FACING QUEZON AVENUE



LIST OF POSSIBLE TANDEM UNITS:
 902 & 903
 925 & 926

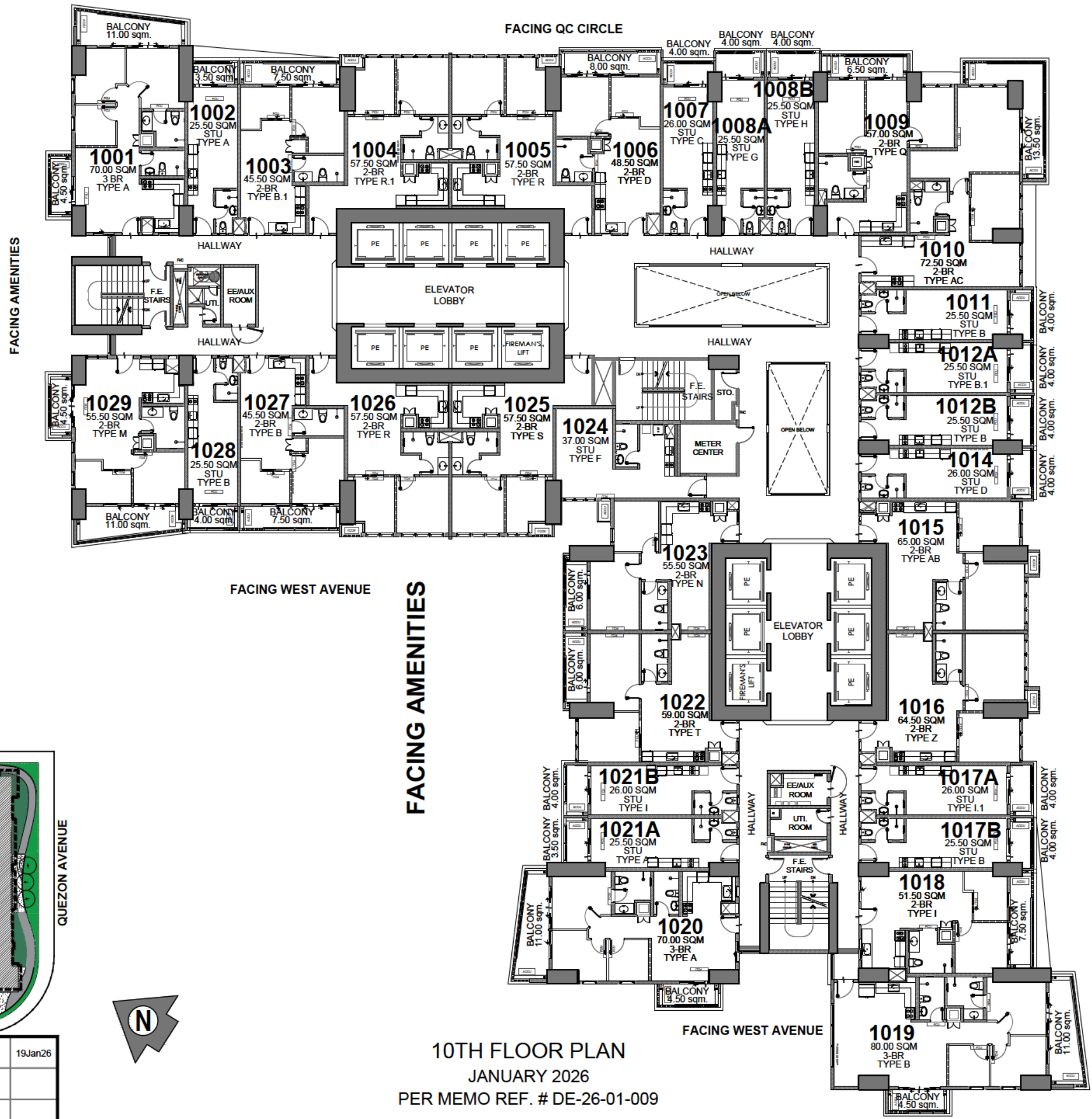
NOTE:
 Standard company policy regarding request for tandem shall apply.

9TH FLOOR PLAN
 JANUARY 2026
 PER MEMO REF. # DE-26-01-009

	NOTED BY:	Jape	19Jan26
		Elma	
		Ana	

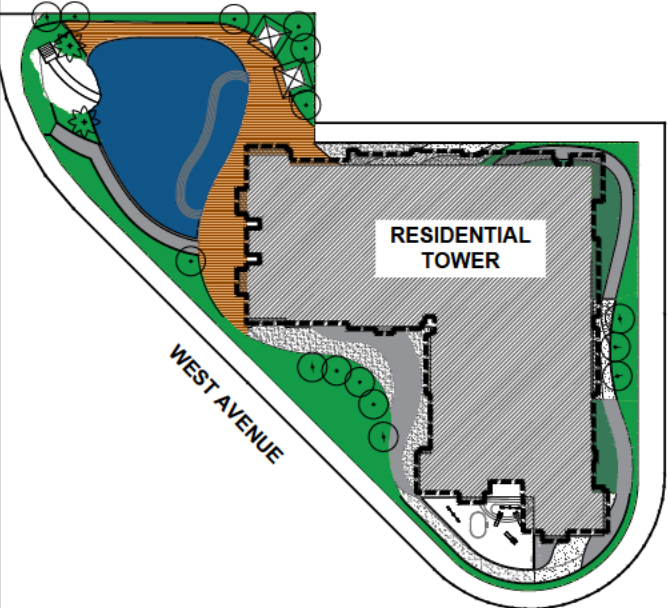


Disclaimer: Floor plans depicted in this material are for demonstration purposes only and should not be relied upon as final project plans. For announcement purposes only.



- LIST OF POSSIBLE TANDEM UNITS:**
- 1002 & 1003
 - 1006 & 1007
 - 1027 & 1028

NOTE:
Standard company policy regarding request for tandem shall apply.

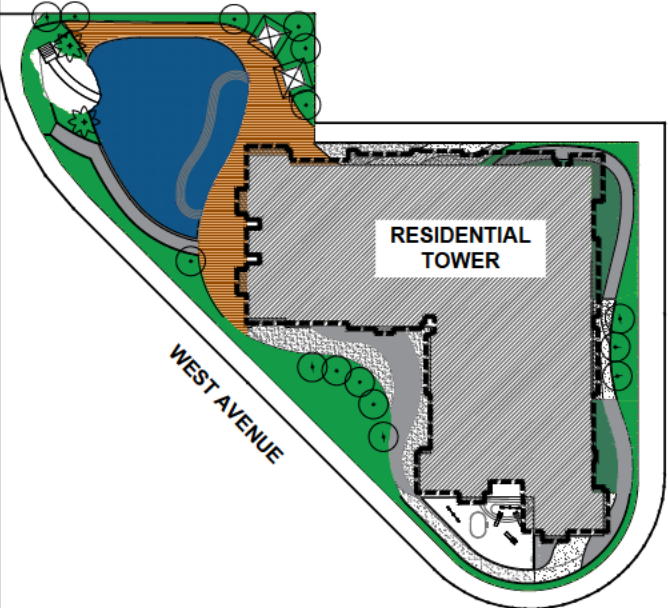
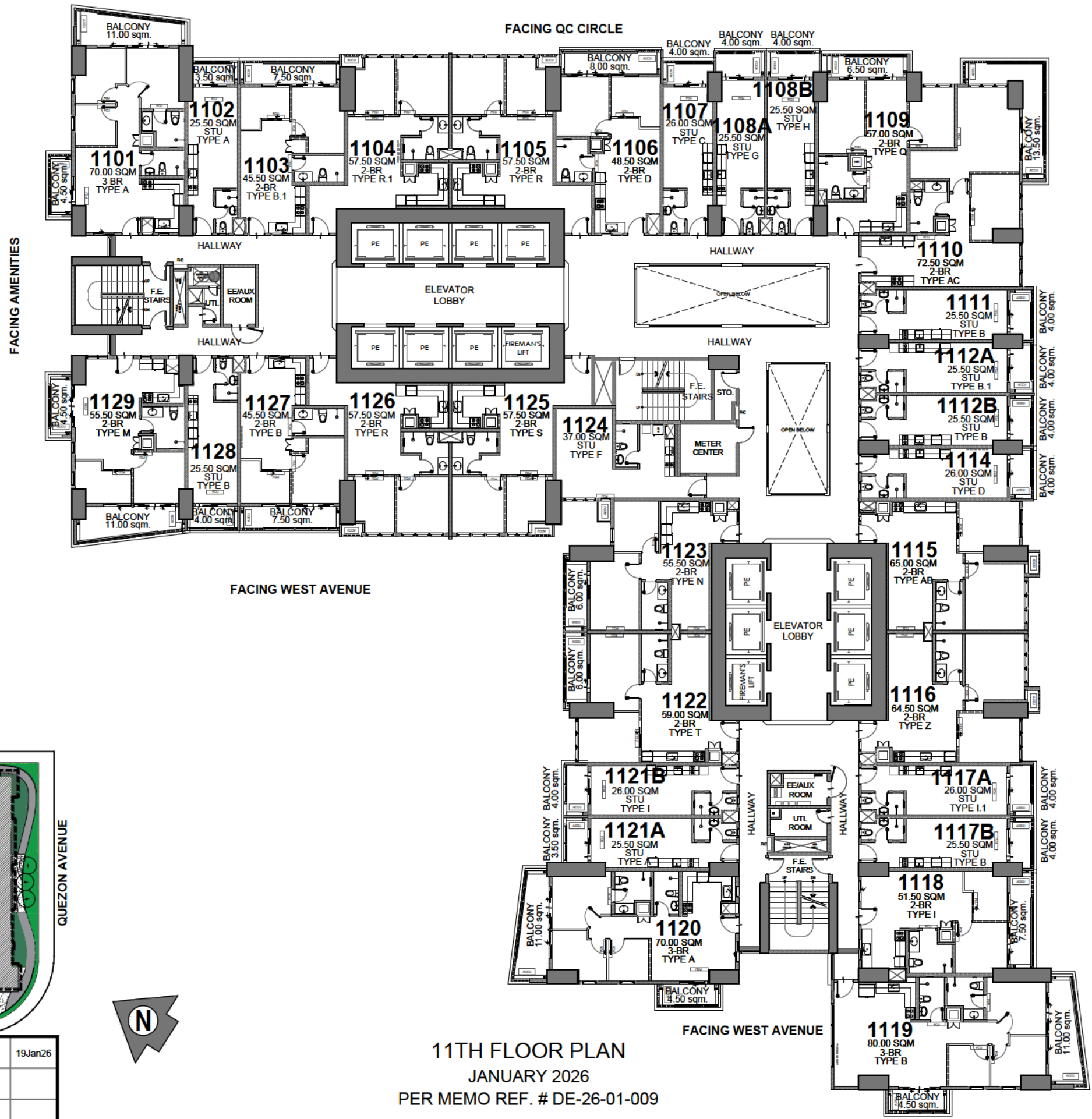


	NOTED BY:	Jape	19Jan26
		Elma	
		Ana	

10TH FLOOR PLAN
JANUARY 2026
PER MEMO REF. # DE-26-01-009



Disclaimer: Floor plans depicted in this material are for demonstration purposes only and should not be relied upon as final project plans. For announcement purposes only.



- LIST OF POSSIBLE TANDEM UNITS:**
 1102 & 1103
 1106 & 1107
 1127 & 1128

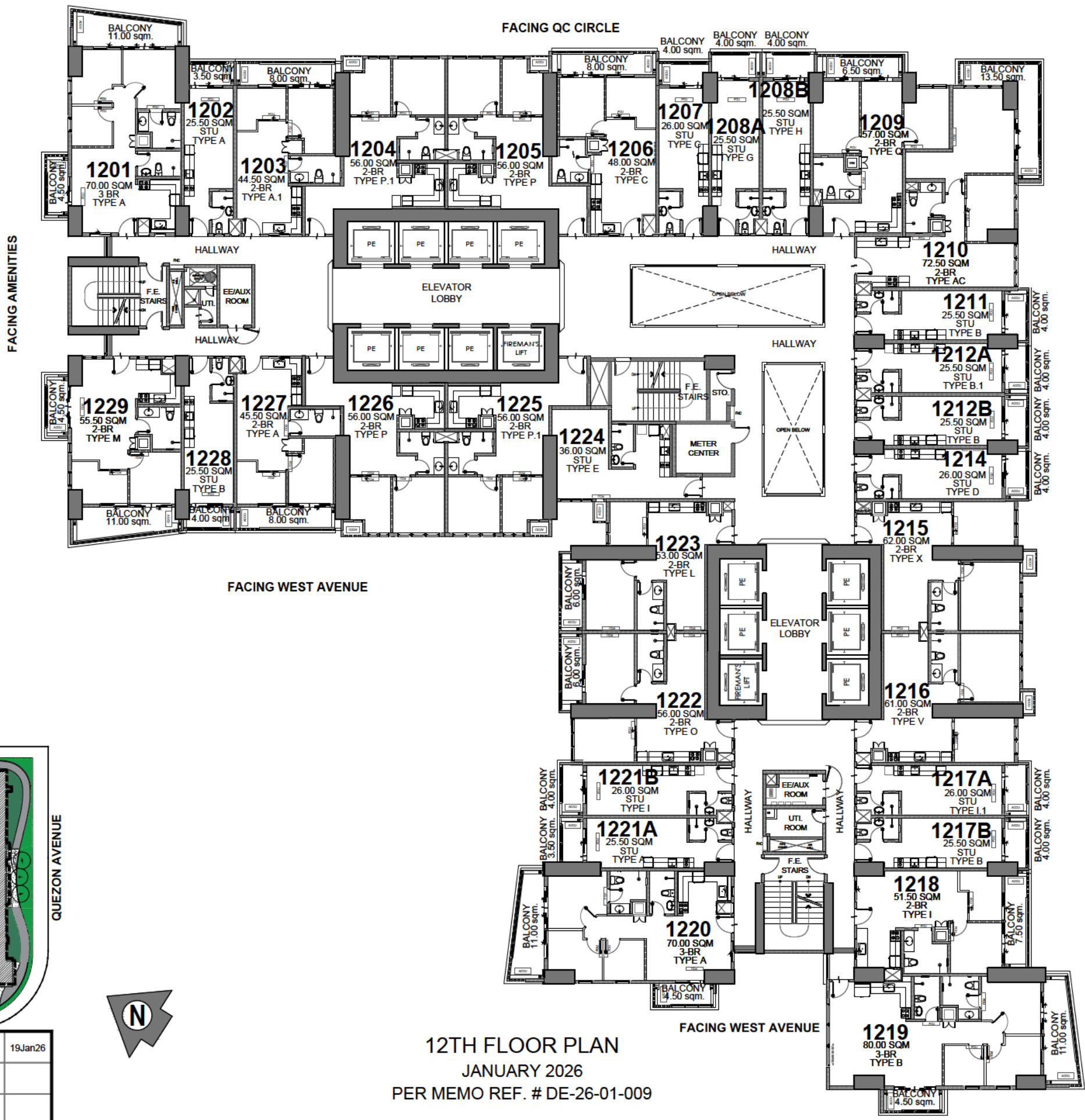
NOTE:
 Standard company policy regarding request for tandem shall apply.

11TH FLOOR PLAN
 JANUARY 2026
 PER MEMO REF. # DE-26-01-009

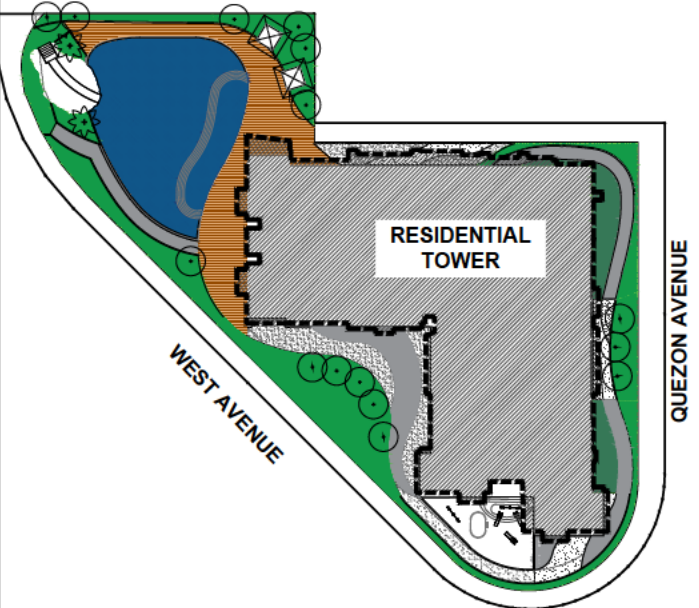
	NOTED BY:	Jape	19Jan26
		Elma	
		Ana	



Disclaimer: Floor plans depicted in this material are for demonstration purposes only and should not be relied upon as final project plans. For announcement purposes only.



LIST OF POSSIBLE TANDEM UNITS:
 1202 & 1203
 1206 & 1207
 1227 & 1228
NOTE:
 Standard company policy regarding request for tandem shall apply.

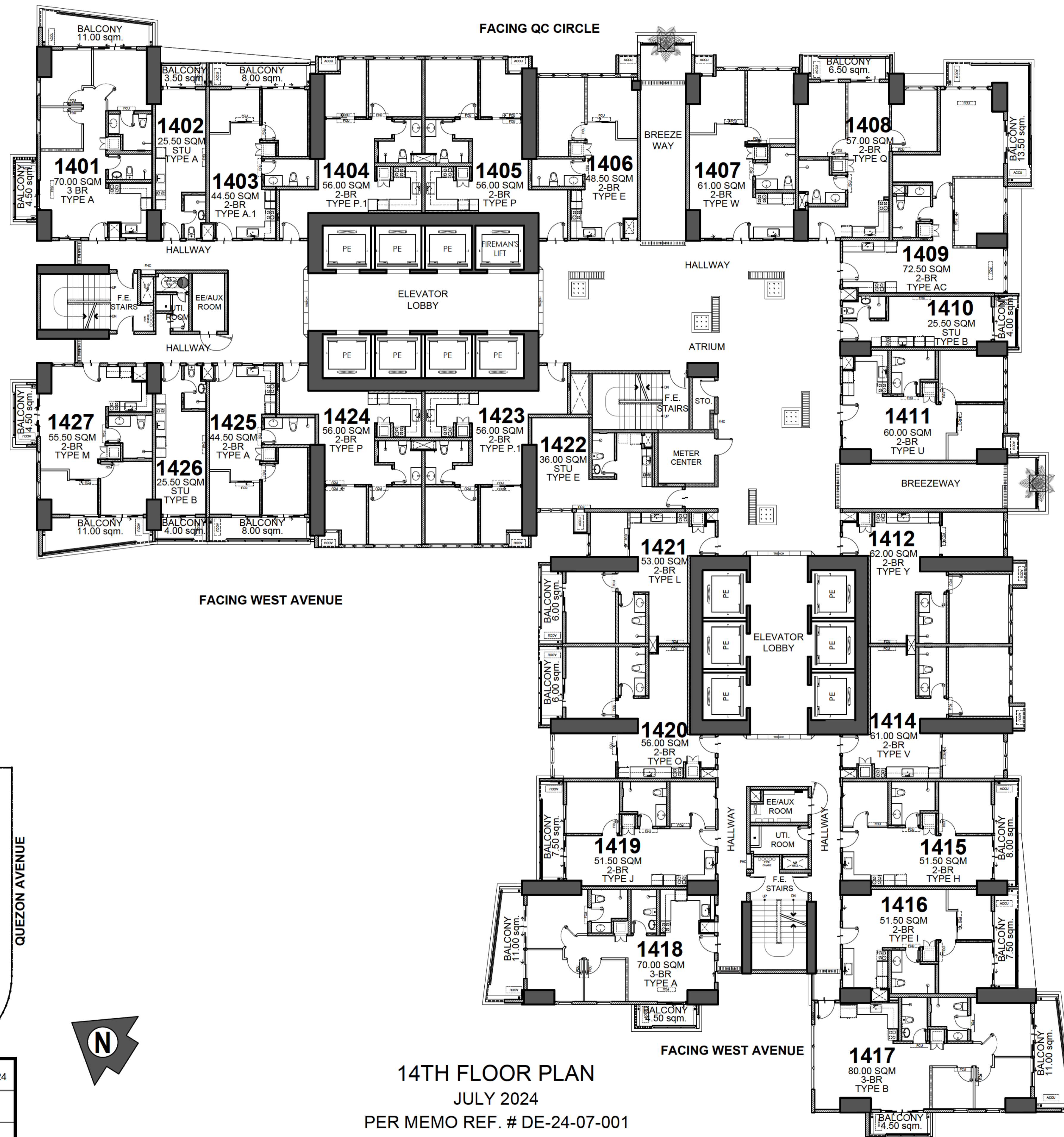


12TH FLOOR PLAN
 JANUARY 2026
 PER MEMO REF. # DE-26-01-009

	NOTED BY:	Jape	19Jan26
		Elma	
		Ana	



Disclaimer: Floor plans depicted in this material are for demonstration purposes only and should not be relied upon as final project plans. For announcement purposes only.

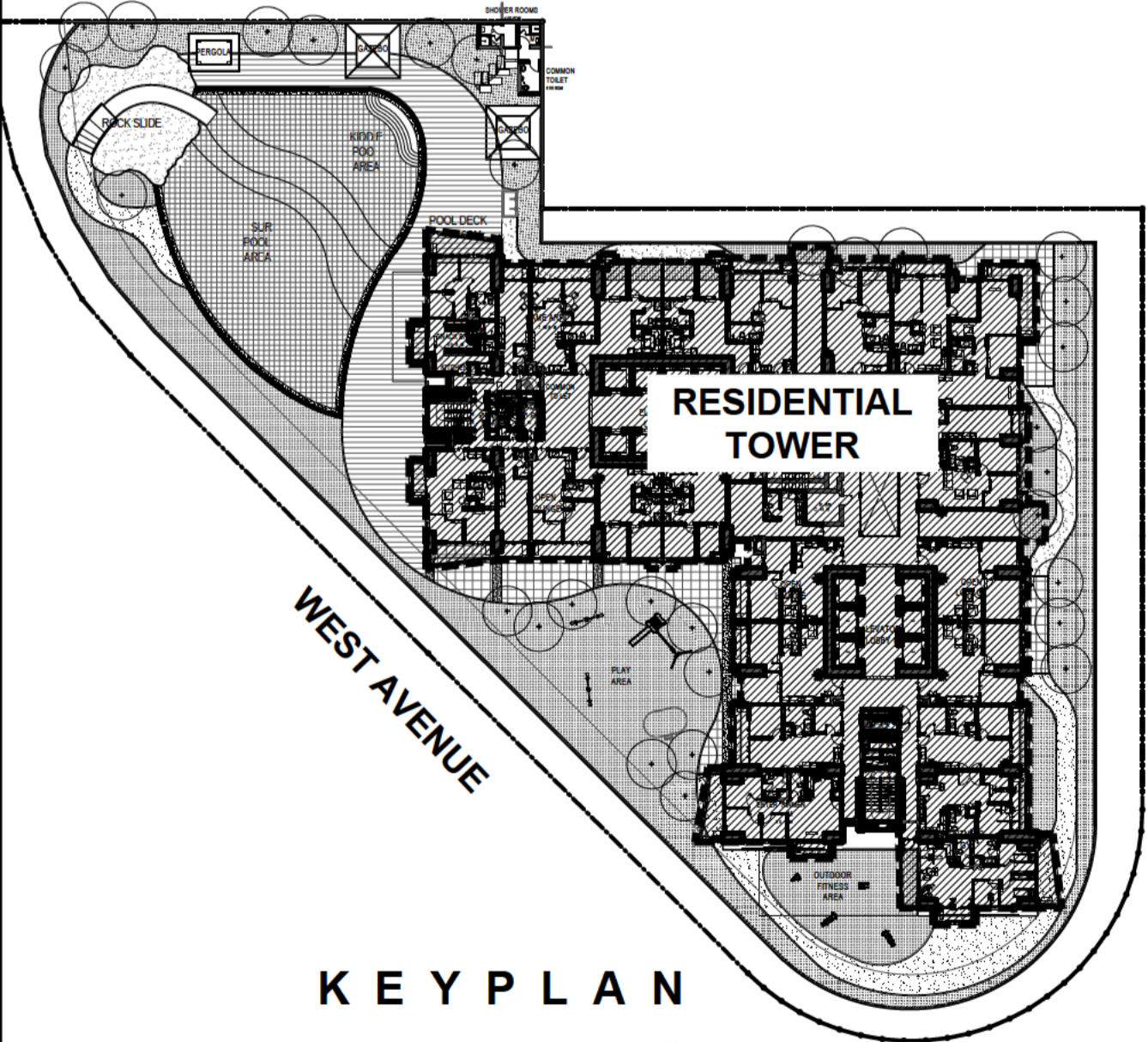


FACING QC CIRCLE

FACING WEST AVENUE

FACING WEST AVENUE

FACING QUEZON AVENUE



KEY PLAN



14TH FLOOR PLAN
JULY 2024
PER MEMO REF. # DE-24-07-001

- LIST OF POSSIBLE TANDEM UNITS:**
 1402 & 1403
 1415 & 1416
 1425 & 1426

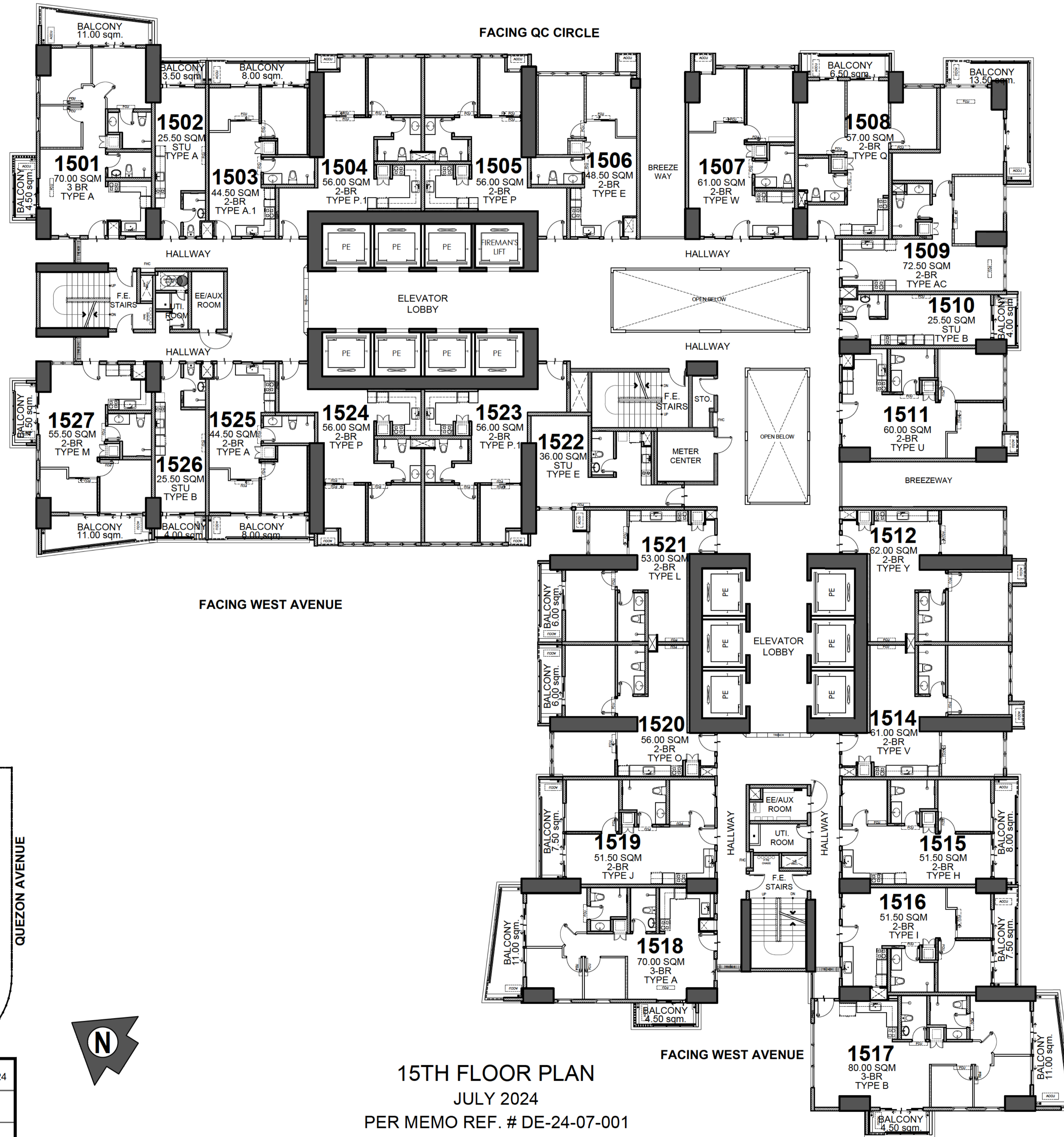
NOTE:
 Standard company policy regarding request for tandem shall apply.

<p>DMCI HOMES Feels real good to be home</p>	NOTED BY:	Jape	071824
		Elma	
		Ana	



Disclaimer: Floor plans depicted in this material are for demonstration purposes only and should not be relied upon as final project plans. For announcement purposes only.

AVAILABILITY PLAN

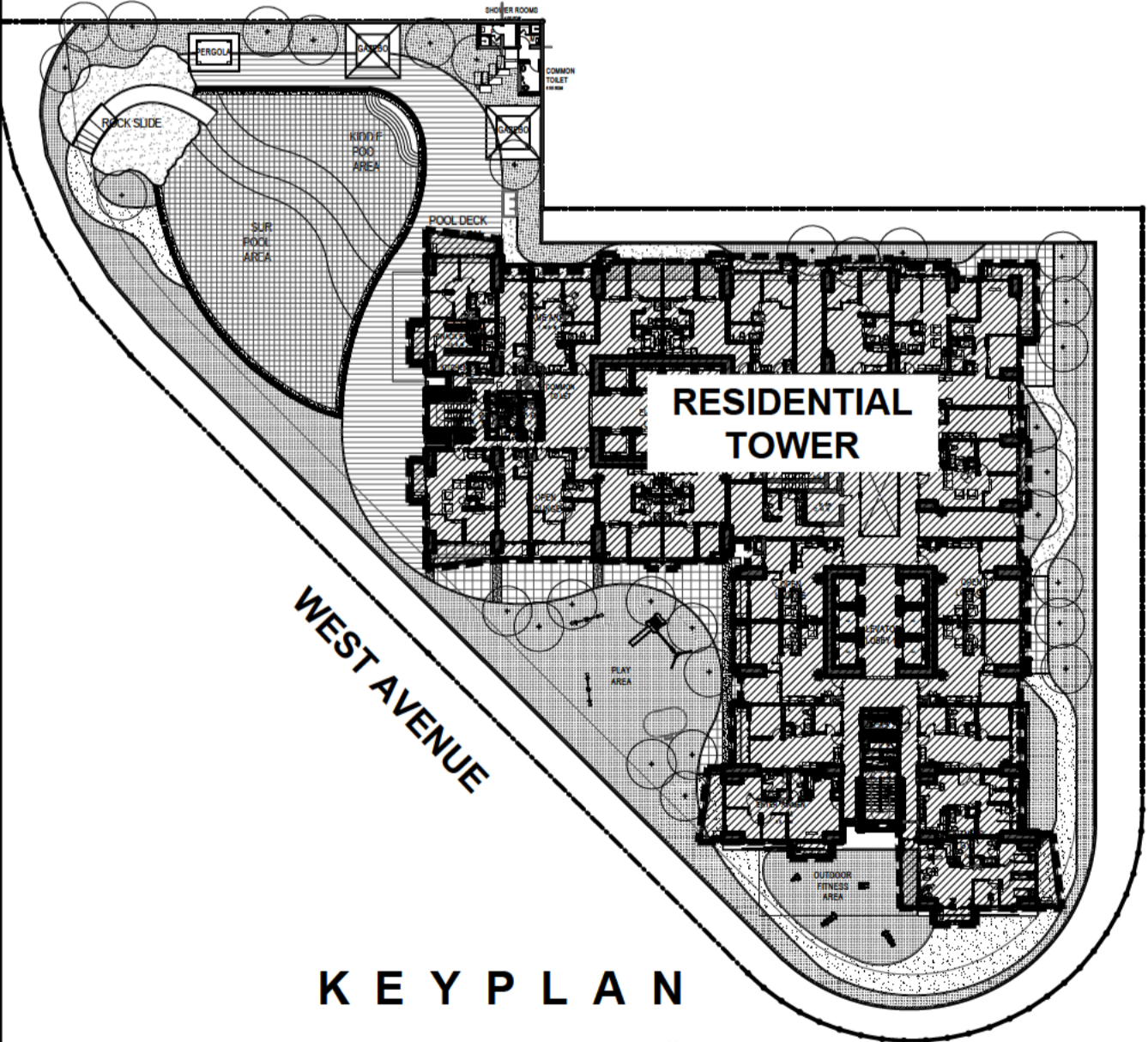


FACING AMENITIES

FACING QUEZON AVENUE

FACING WEST AVENUE

FACING WEST AVENUE



- LIST OF POSSIBLE TANDEM UNITS:**
 1502 & 1503
 1515 & 1516
 1525 & 1526

NOTE:
 Standard company policy regarding request for tandem shall apply.

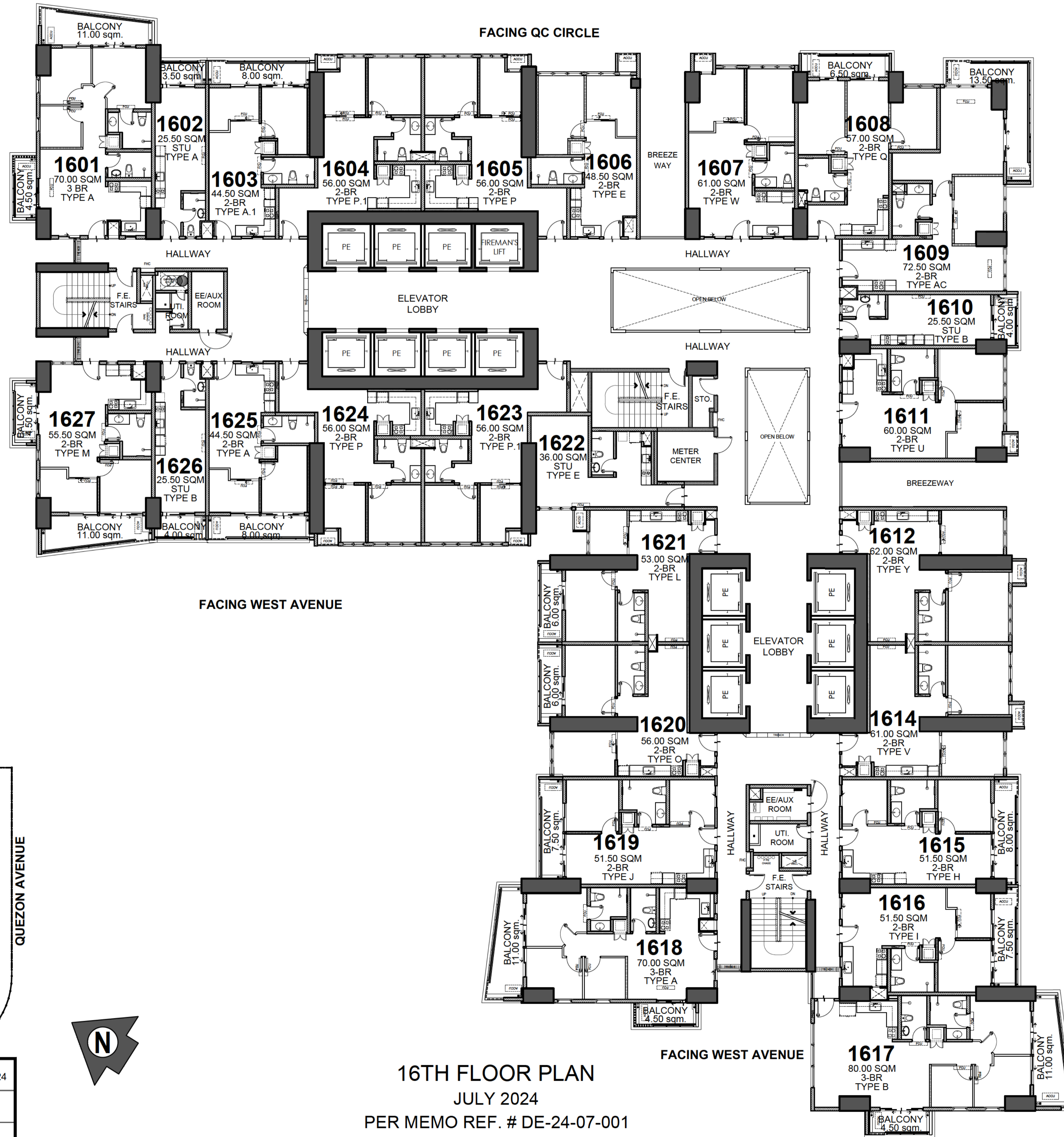
15TH FLOOR PLAN
 JULY 2024
 PER MEMO REF. # DE-24-07-001

<p>DMCI HOMES Feels real good to be home</p>	NOTED BY:	Jape	071824
		Elma	
		Ana	



Disclaimer: Floor plans depicted in this material are for demonstration purposes only and should not be relied upon as final project plans. For announcement purposes only.

AVAILABILITY PLAN

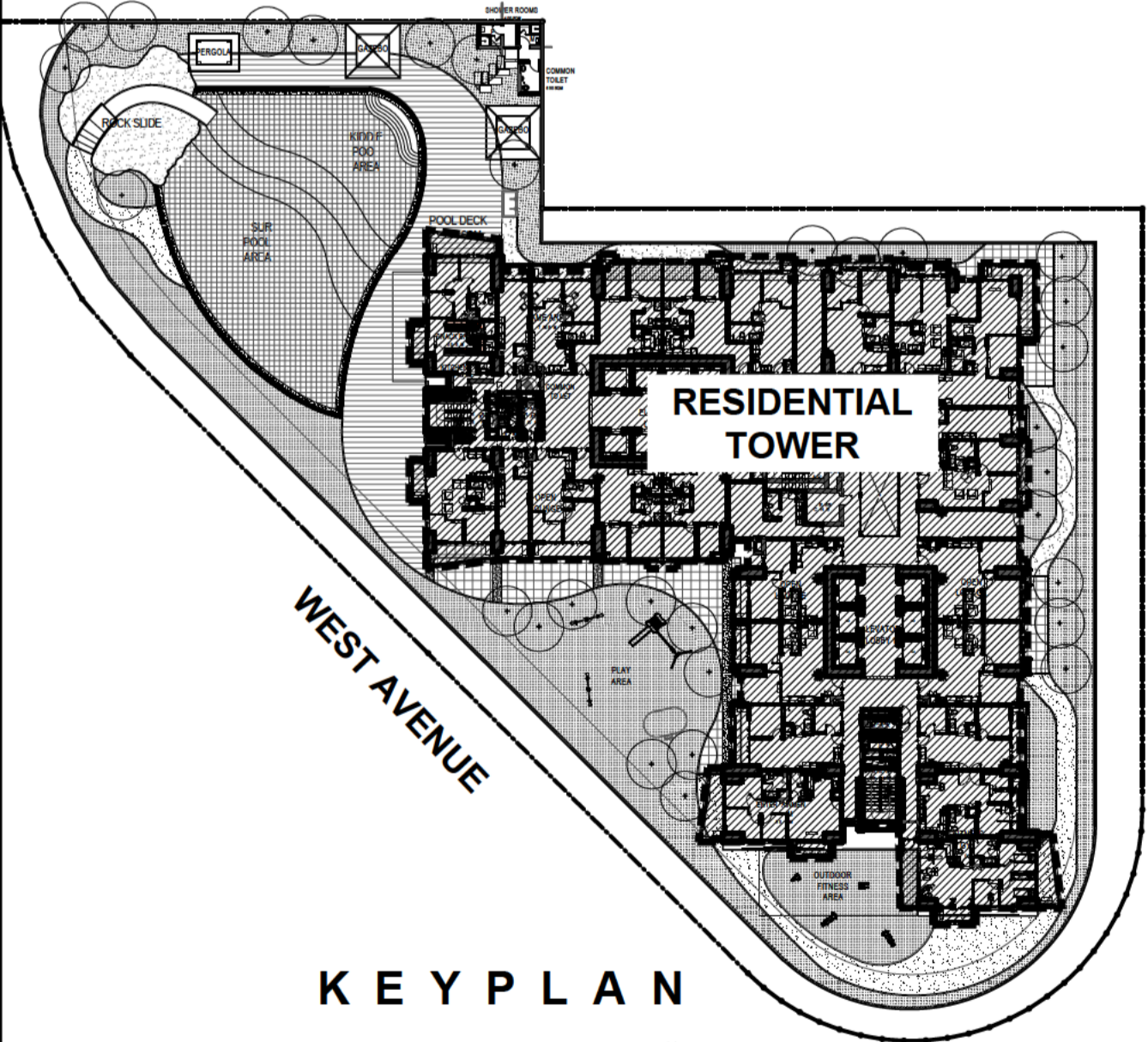


FACING AMENITIES

FACING QUEZON AVENUE

FACING WEST AVENUE

FACING WEST AVENUE



- LIST OF POSSIBLE TANDEM UNITS:**
- 1602 & 1603
 - 1615 & 1616
 - 1625 & 1626

NOTE:
Standard company policy regarding request for tandem shall apply.

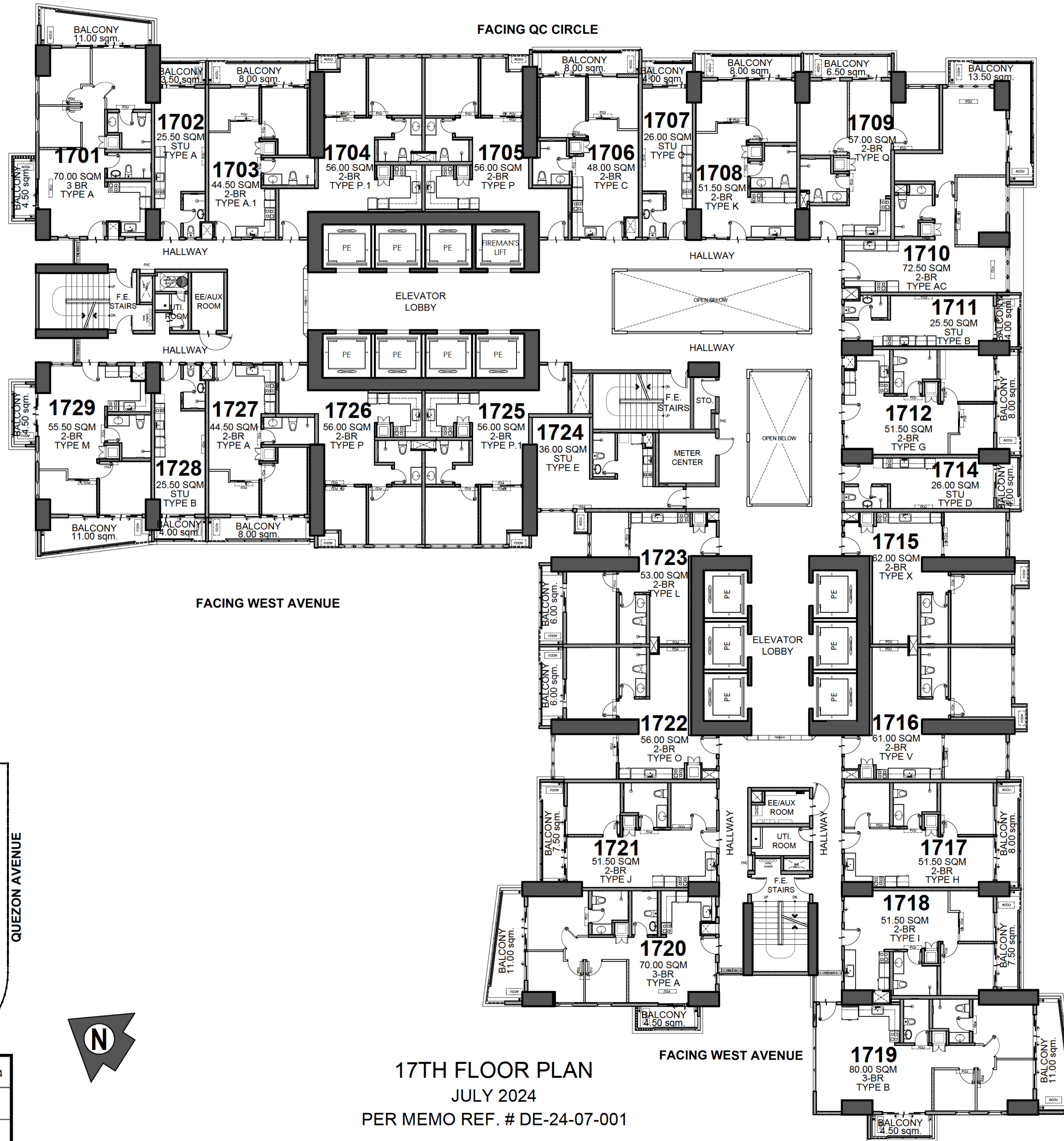
<p>DMCI HOMES Feels real good to be home</p>	NOTED BY:	Jape	071824
		Elma	
		Ana	

16TH FLOOR PLAN
JULY 2024
PER MEMO REF. # DE-24-07-001



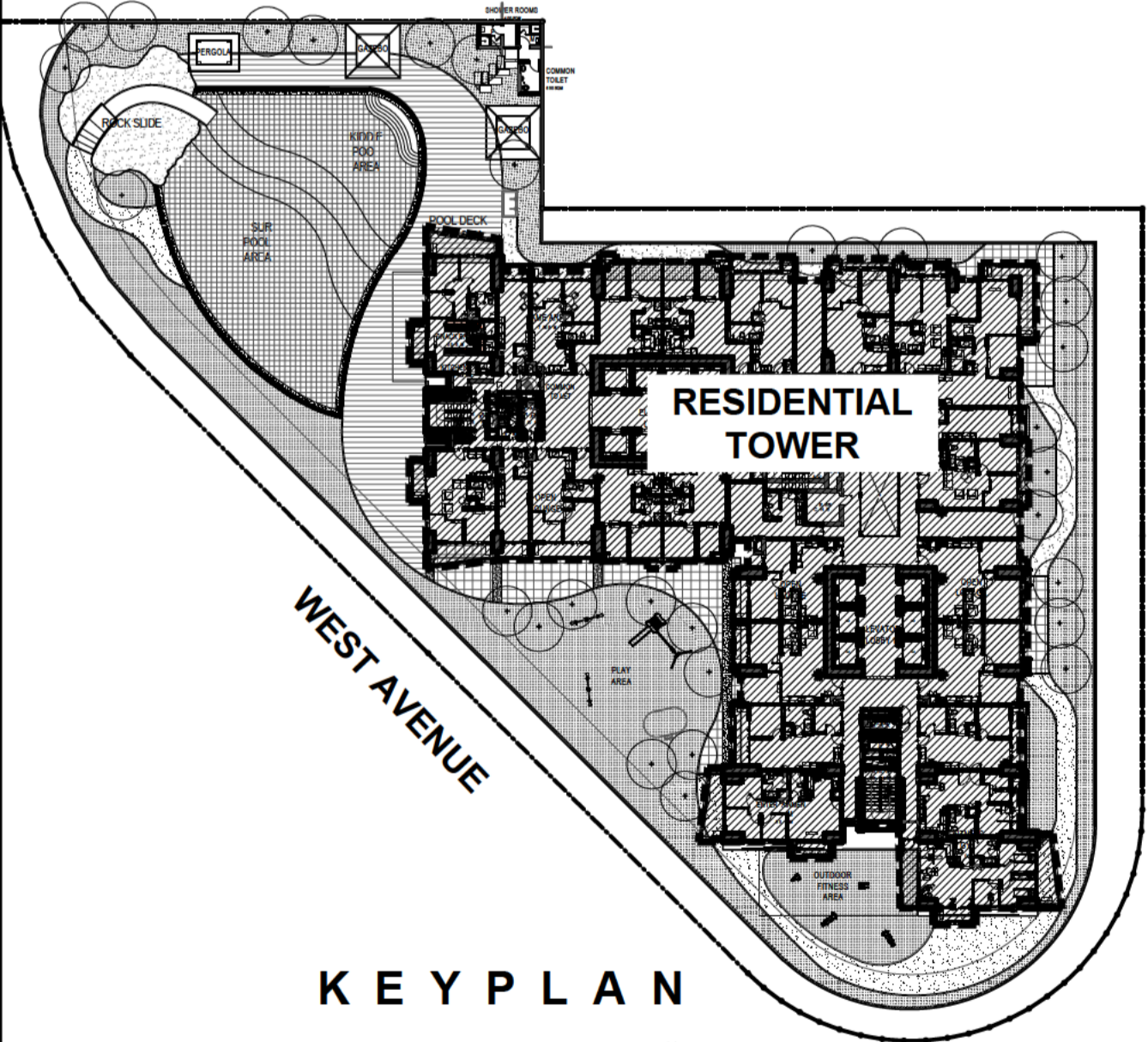
AVAILABILITY PLAN

Disclaimer: Floor plans depicted in this material are for demonstration purposes only and should not be relied upon as final project plans. For announcement purposes only.



FACING AMENITIES

FACING QUEZON AVENUE



- LIST OF POSSIBLE TANDEM UNITS:**
 1702 & 1703
 1706 & 1707
 1717 & 1718
 1727 & 1728

NOTE:
 Standard company policy regarding request for tandem shall apply.



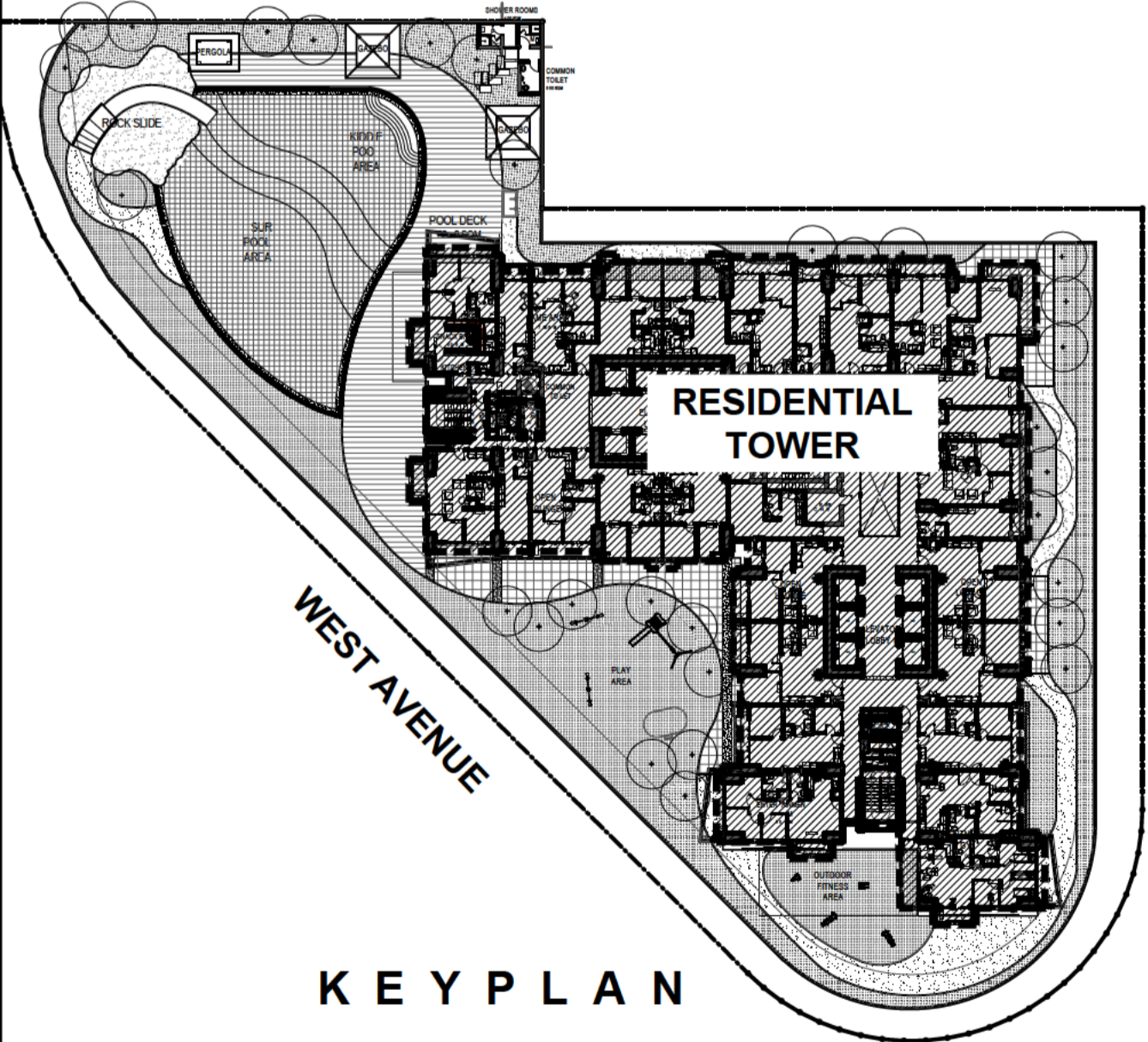
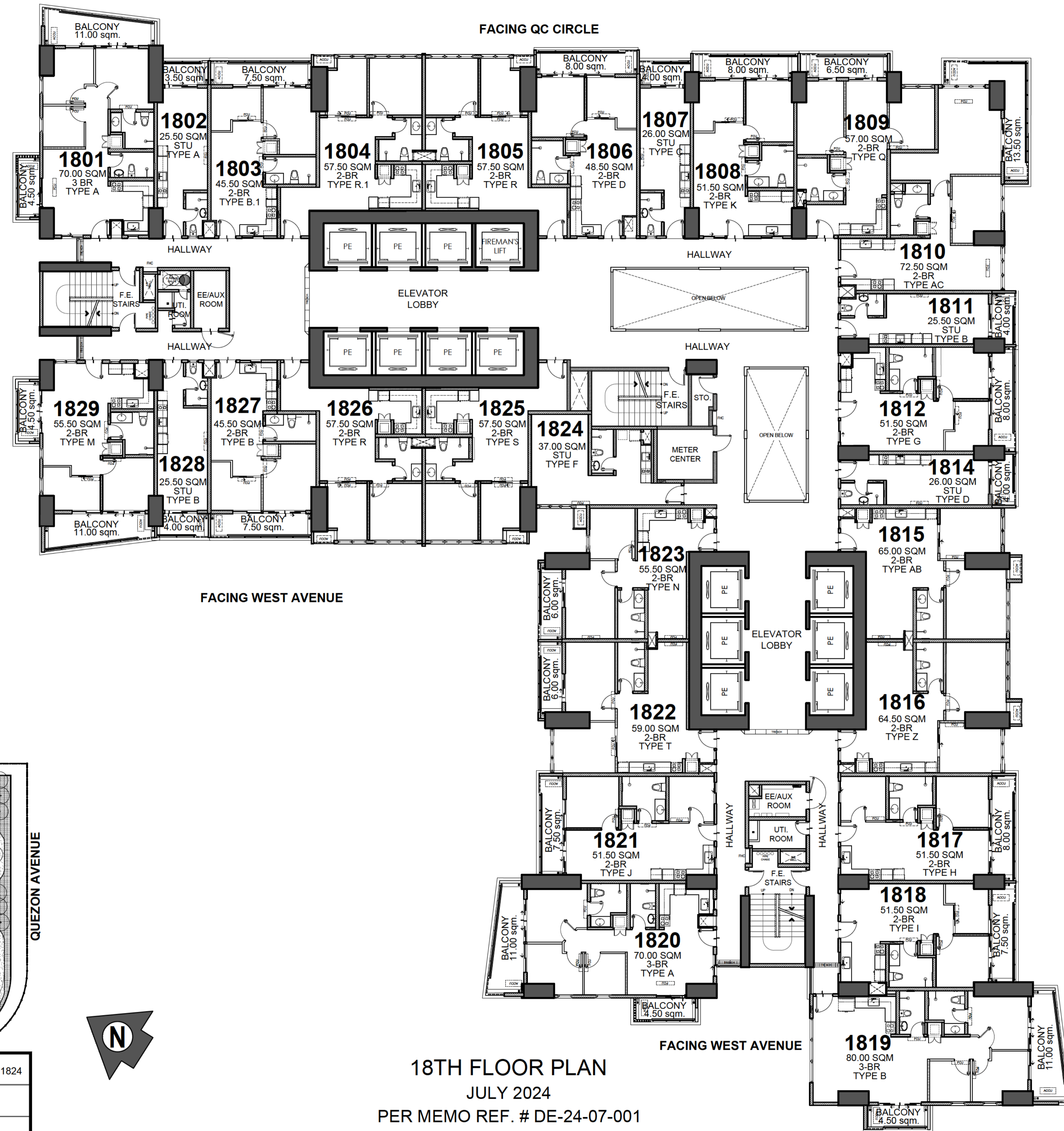
ONE DELTA
 TERRACES

17TH FLOOR PLAN
 JULY 2024
 PER MEMO REF. # DE-24-07-001

<p>DMCI HOMES Feels real good to be home</p>	NOTED BY:	Jape	071824
		Elma	
		Ana	

Disclaimer: Floor plans depicted in this material are for demonstration purposes only and should not be relied upon as final project plans. For announcement purposes only.

AVAILABILITY PLAN



FACING QUEZON AVENUE

FACING AMENITIES

FACING QC CIRCLE

FACING WEST AVENUE

FACING WEST AVENUE

LIST OF POSSIBLE TANDEM UNITS:

- 1802 & 1803
- 1806 & 1807
- 1817 & 1818
- 1827 & 1828

NOTE:

Standard company policy regarding request for tandem shall apply.



ONE DELTA
TERRACES

18TH FLOOR PLAN

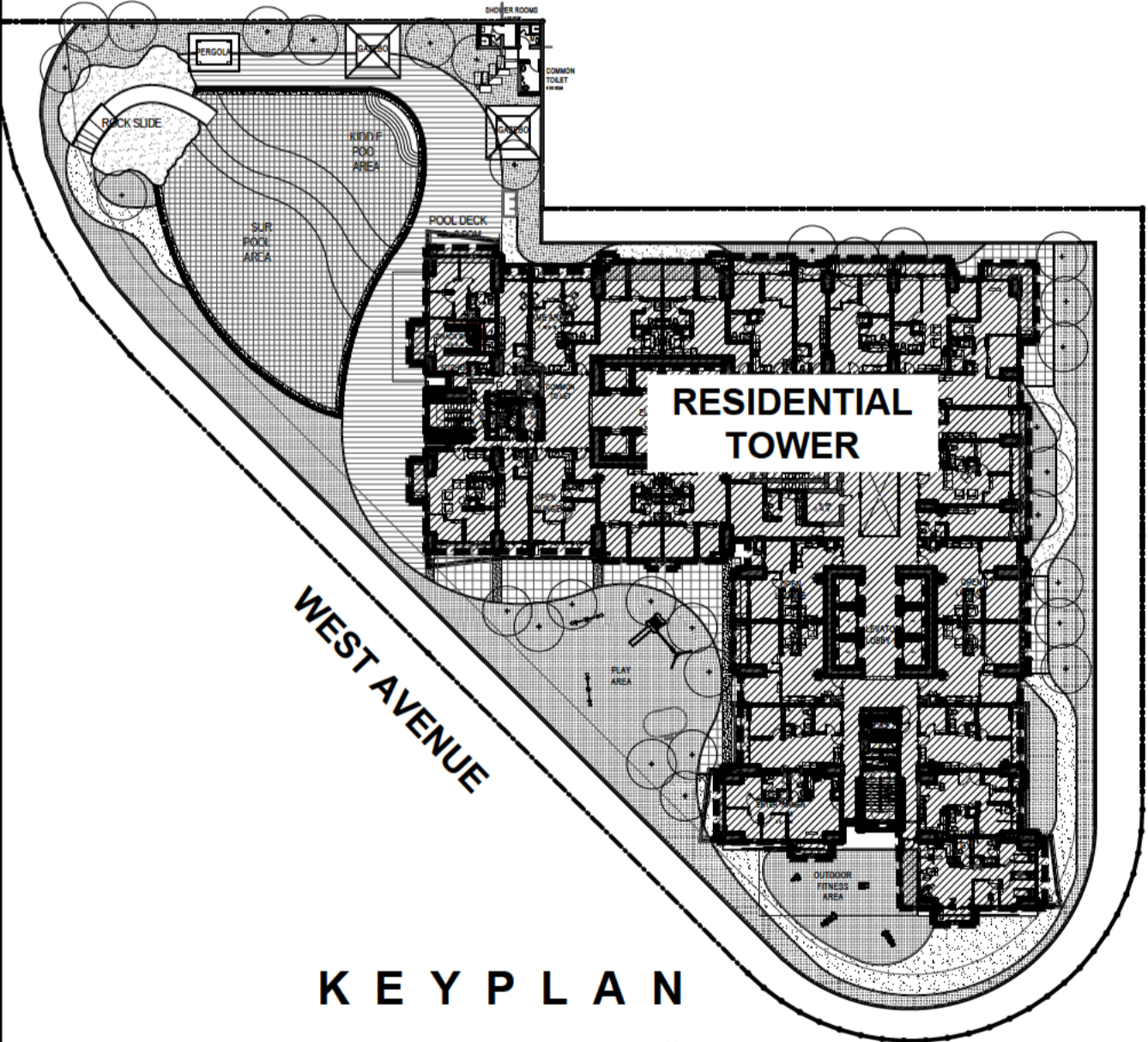
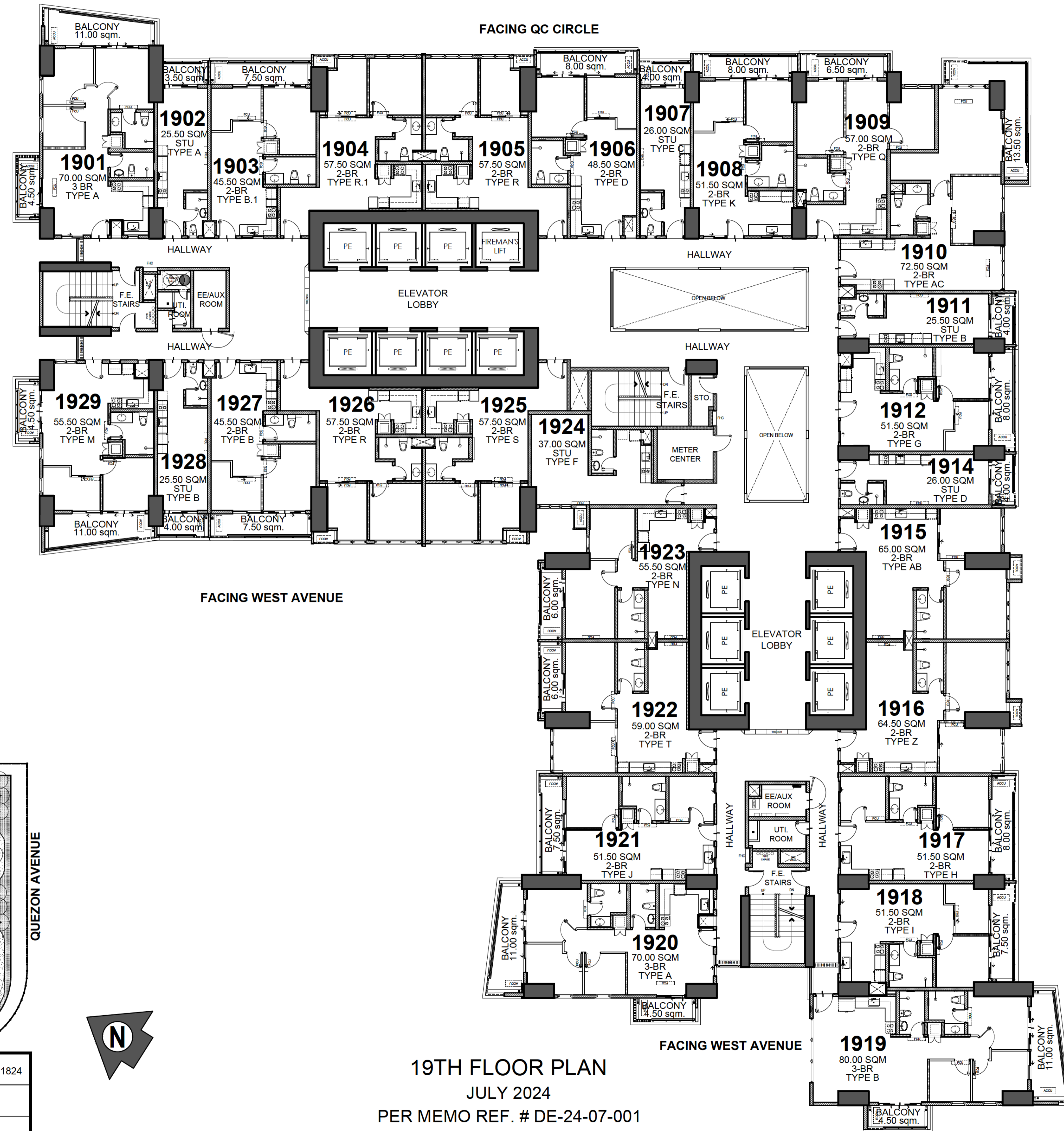
JULY 2024

PER MEMO REF. # DE-24-07-001

<p>DMCI HOMES Feels real good to be home</p>	NOTED BY:	Jape	071824
		Elma	
		Ana	

Disclaimer: Floor plans depicted in this material are for demonstration purposes only and should not be relied upon as final project plans. For announcement purposes only.

AVAILABILITY PLAN



- LIST OF POSSIBLE TANDEM UNITS:**
 1902 & 1903
 1906 & 1907
 1917 & 1918
 1927 & 1928

NOTE:
 Standard company policy regarding request for tandem shall apply.

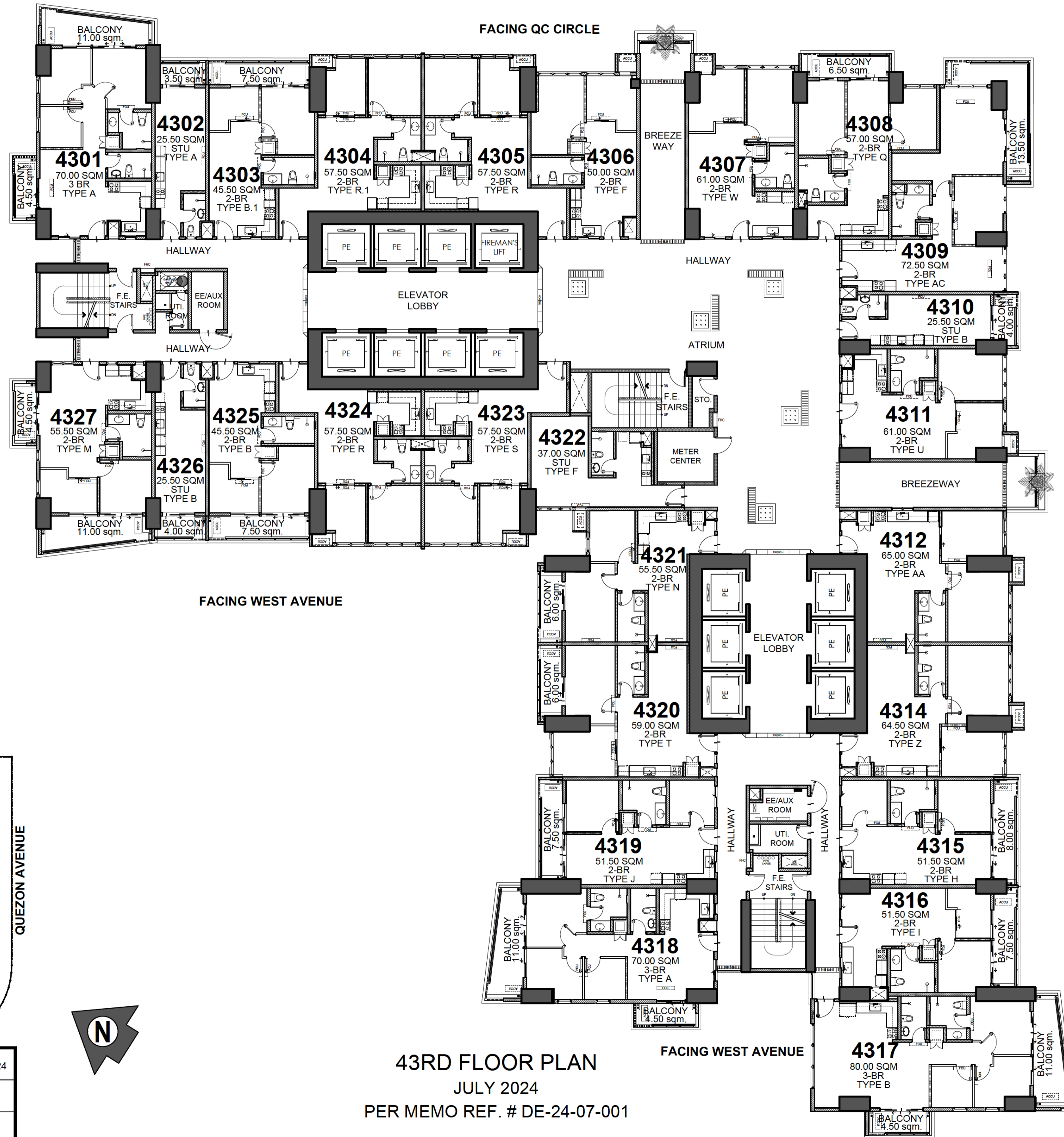
19TH FLOOR PLAN
 JULY 2024
 PER MEMO REF. # DE-24-07-001

	NOTED BY:	Jape	071824
		Elma	
		Ana	



Disclaimer: Floor plans depicted in this material are for demonstration purposes only and should not be relied upon as final project plans. For announcement purposes only.

AVAILABILITY PLAN



FACING AMENITIES

FACING QUEZON AVENUE

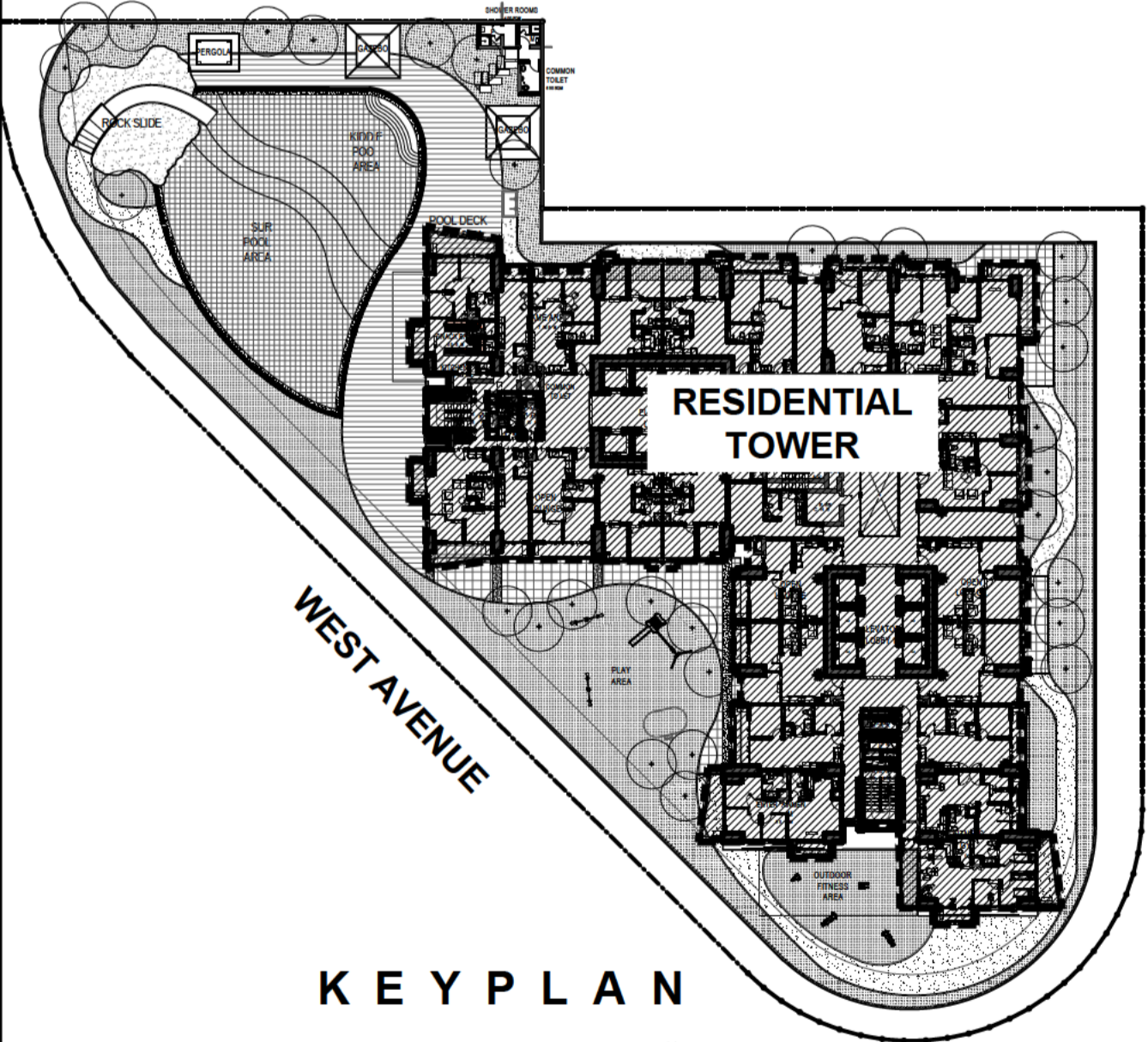
FACING WEST AVENUE

FACING WEST AVENUE

43RD FLOOR PLAN
 JULY 2024
 PER MEMO REF. # DE-24-07-001

- LIST OF POSSIBLE TANDEM UNITS:**
 4302 & 4303
 4315 & 4316
 4325 & 4326

NOTE:
 Standard company policy regarding request for tandem shall apply.



KEY PLAN

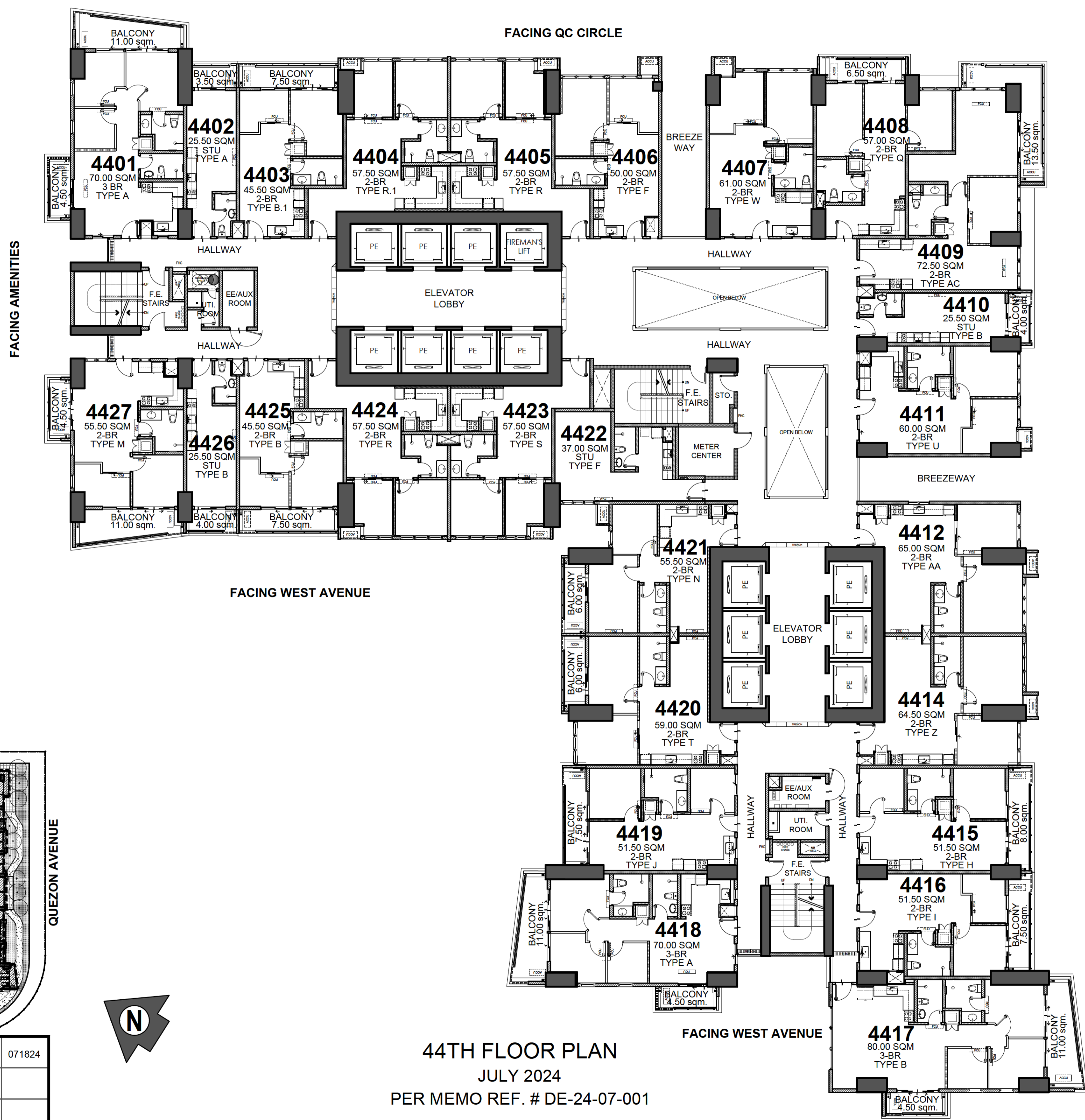


<p>DMCI HOMES Feels real good to be home</p>	NOTED BY:	Jape	071824
		Elma	
		Ana	



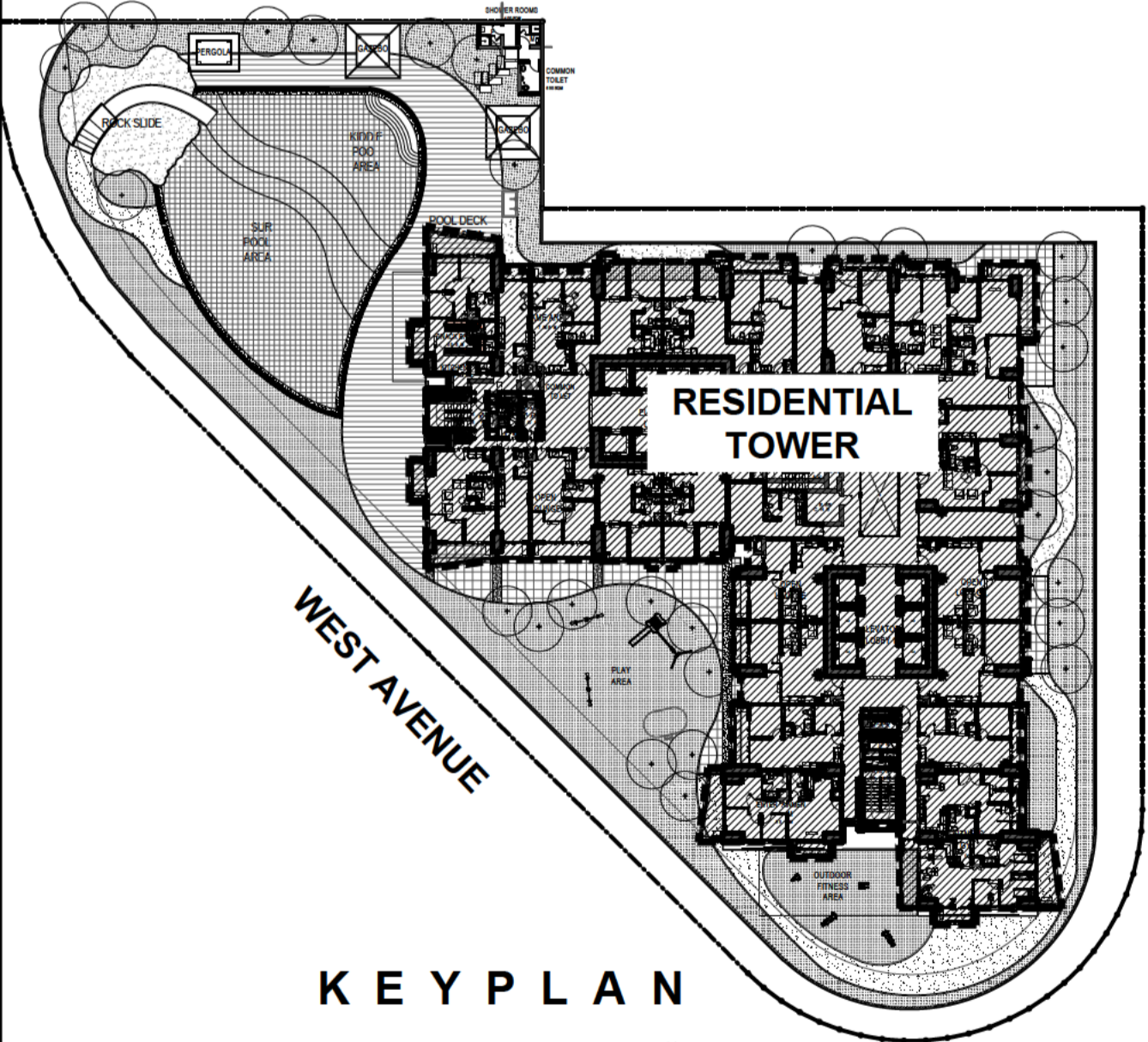
AVAILABILITY PLAN

Disclaimer: Floor plans depicted in this material are for demonstration purposes only and should not be relied upon as final project plans. For announcement purposes only.



FACING AMENITIES

FACING QUEZON AVENUE



- LIST OF POSSIBLE TANDEM UNITS:**
 4402 & 4403
 4415 & 4416
 4425 & 4426

NOTE:
 Standard company policy regarding request for tandem shall apply.

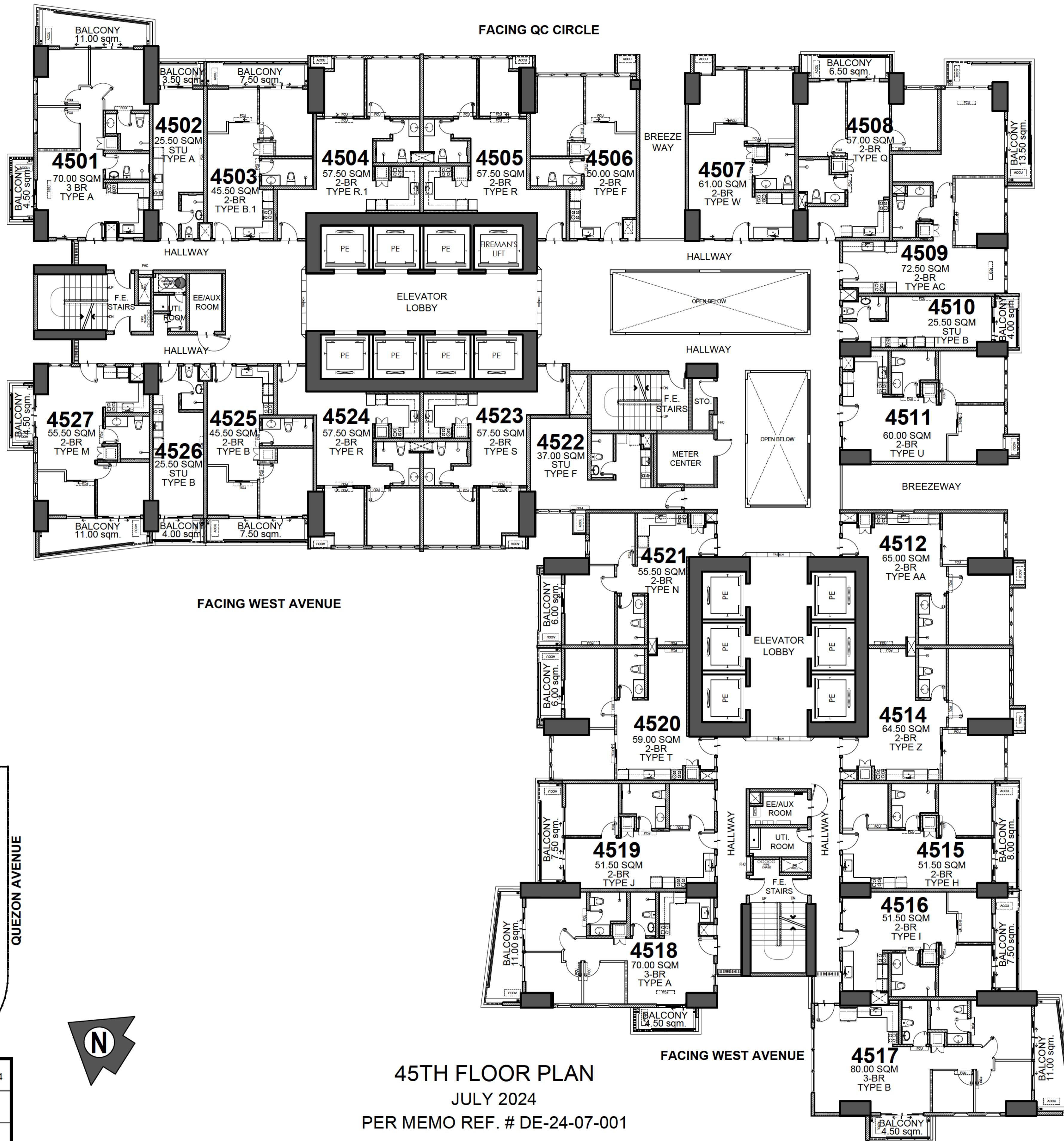


	NOTED BY:	Jape	071824
		Elma	
		Ana	

44TH FLOOR PLAN
 JULY 2024
 PER MEMO REF. # DE-24-07-001

Disclaimer: Floor plans depicted in this material are for demonstration purposes only and should not be relied upon as final project plans. For announcement purposes only.

AVAILABILITY PLAN

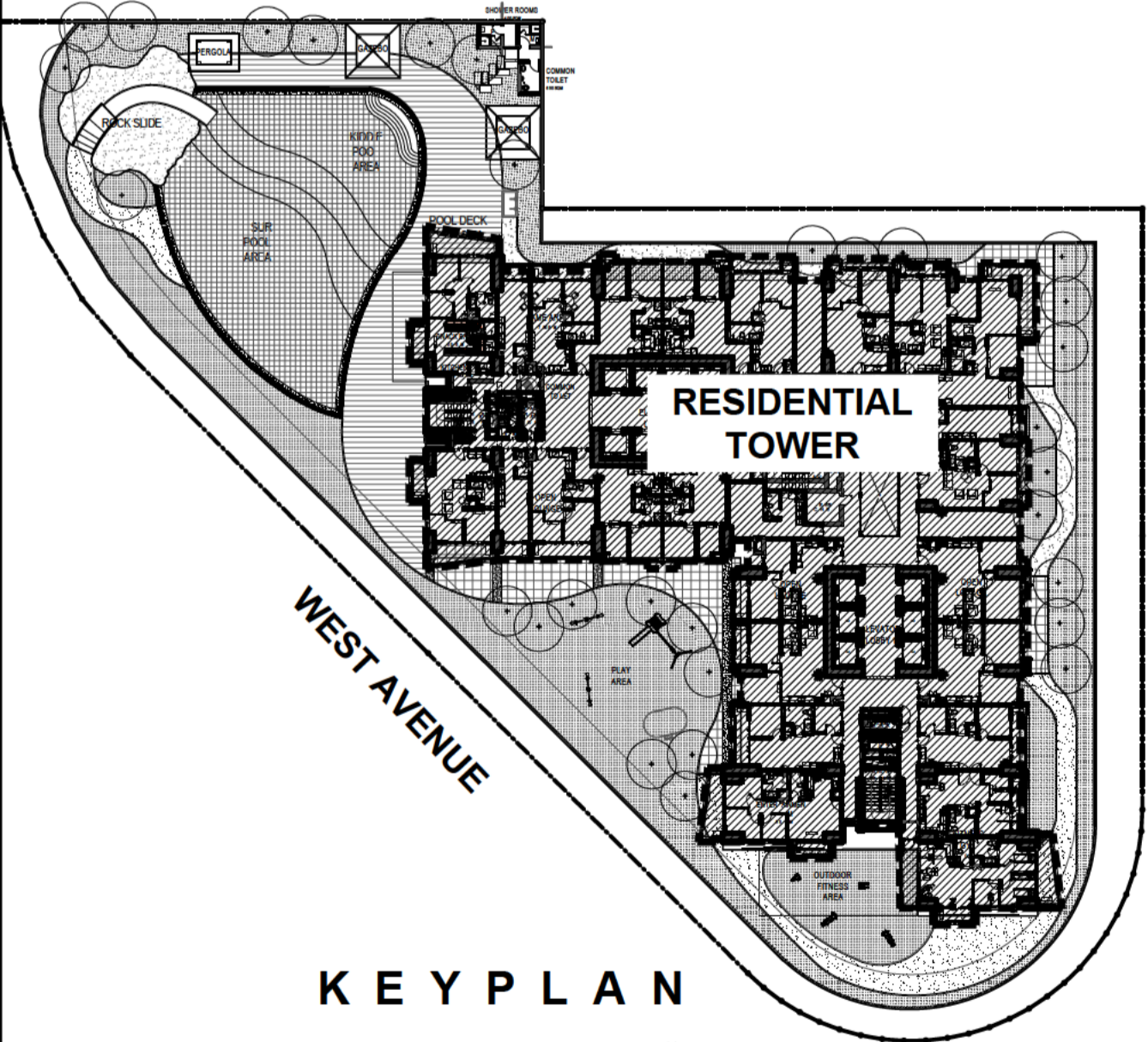


FACING AMENITIES

FACING QUEZON AVENUE

FACING WEST AVENUE

FACING WEST AVENUE



- LIST OF POSSIBLE TANDEM UNITS:**
 4502 & 4503
 4515 & 4516
 4525 & 4526

NOTE:
 Standard company policy regarding request for tandem shall apply.



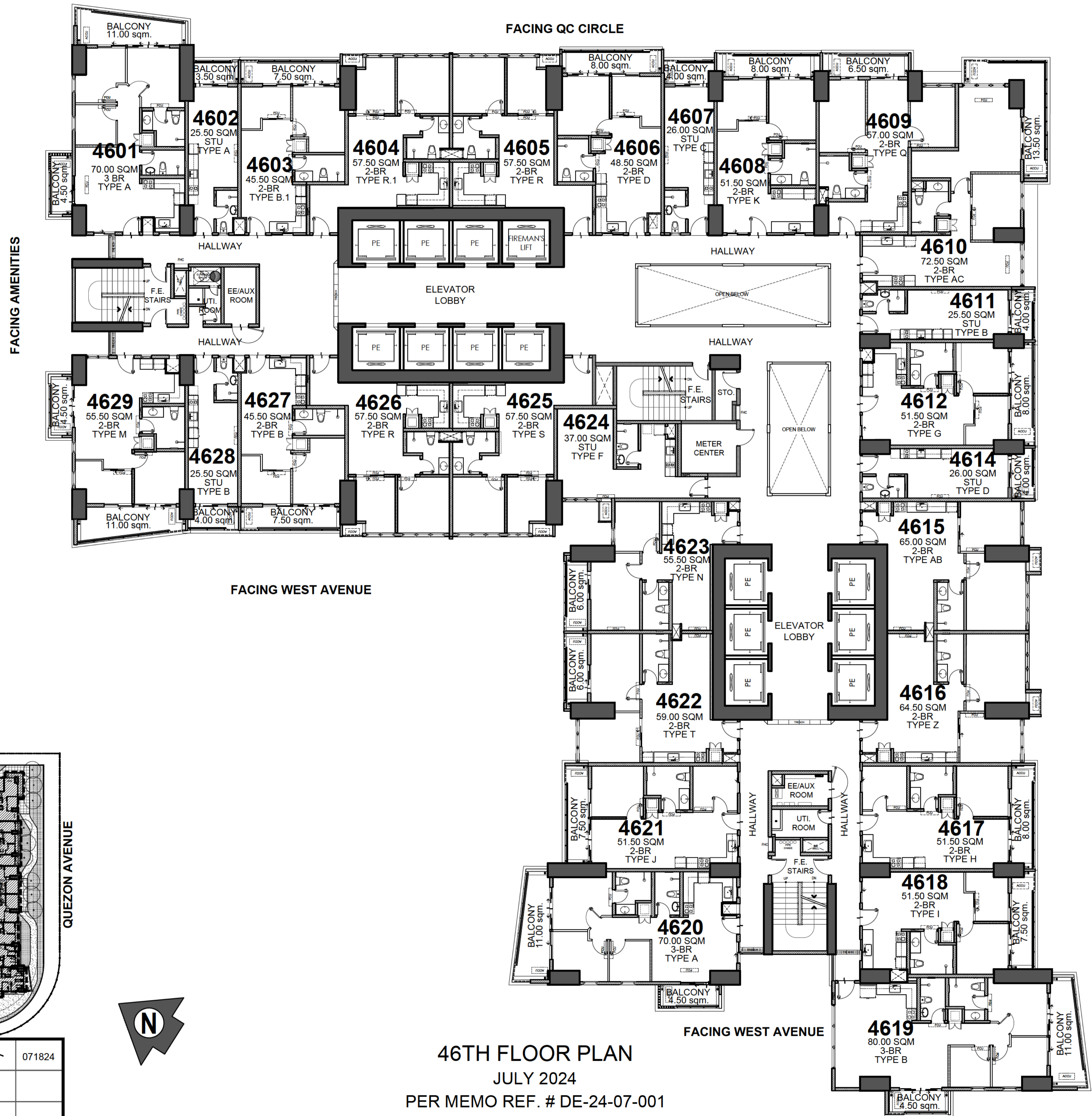
ONE DELTA
 TERRACES

45TH FLOOR PLAN
 JULY 2024
 PER MEMO REF. # DE-24-07-001

<p>DMCI HOMES Feels real good to be home</p>	NOTED BY:	Jape	071824
		Elma	
		Ana	

Disclaimer: Floor plans depicted in this material are for demonstration purposes only and should not be relied upon as final project plans. For announcement purposes only.

AVAILABILITY PLAN



FACING QUEZON AVENUE

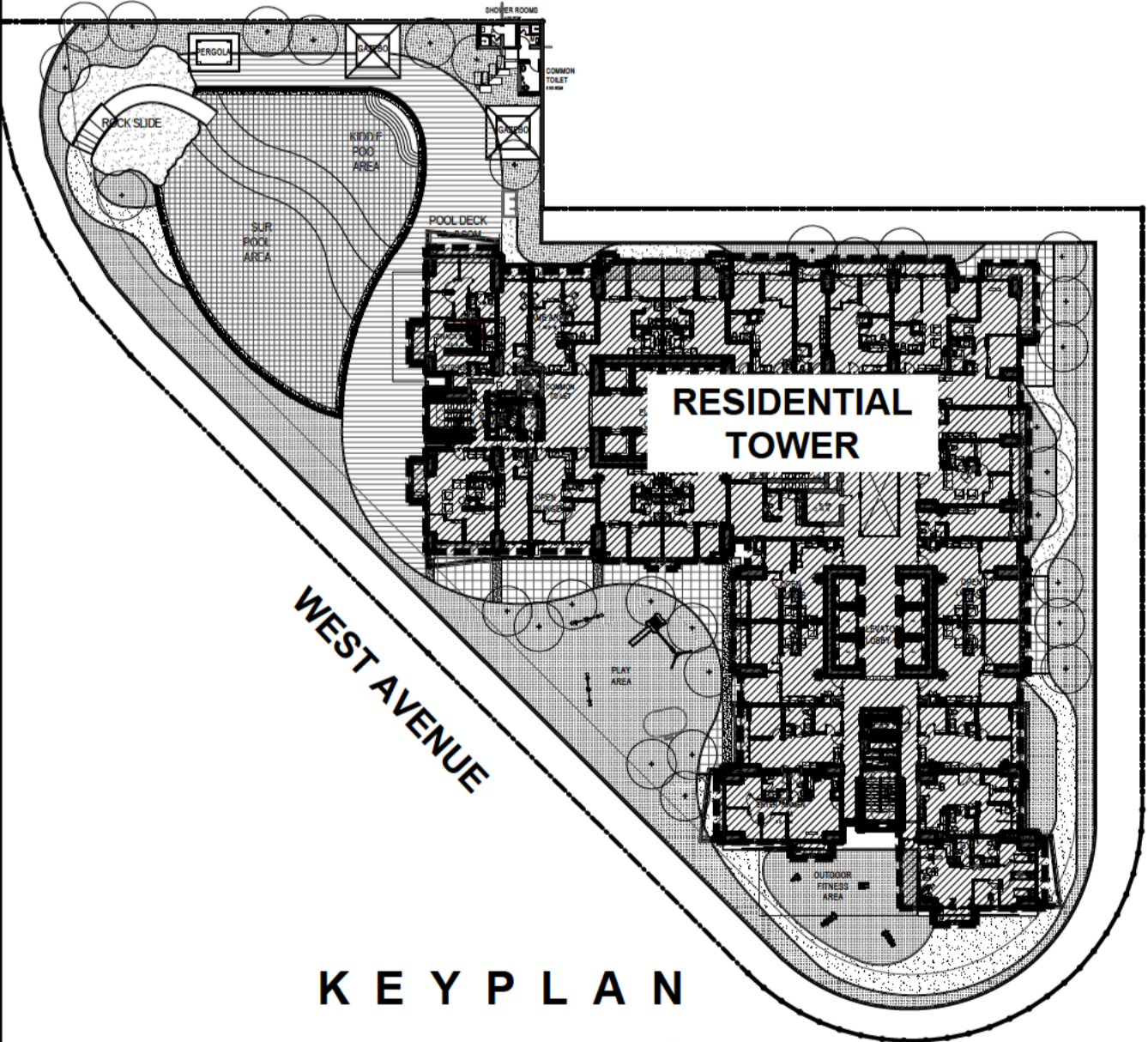
- LIST OF POSSIBLE TANDEM UNITS:**
 4602 & 4603
 4606 & 4607
 4617 & 4618
 4627 & 4628

NOTE:
 Standard company policy regarding request for tandem shall apply.



ONE DELTA
TERRACES

AVAILABILITY PLAN



<p>DMCI HOMES Feels real good to be home</p>	NOTED BY:	Jape	071824
		Elma	
		Ana	

46TH FLOOR PLAN
 JULY 2024
 PER MEMO REF. # DE-24-07-001

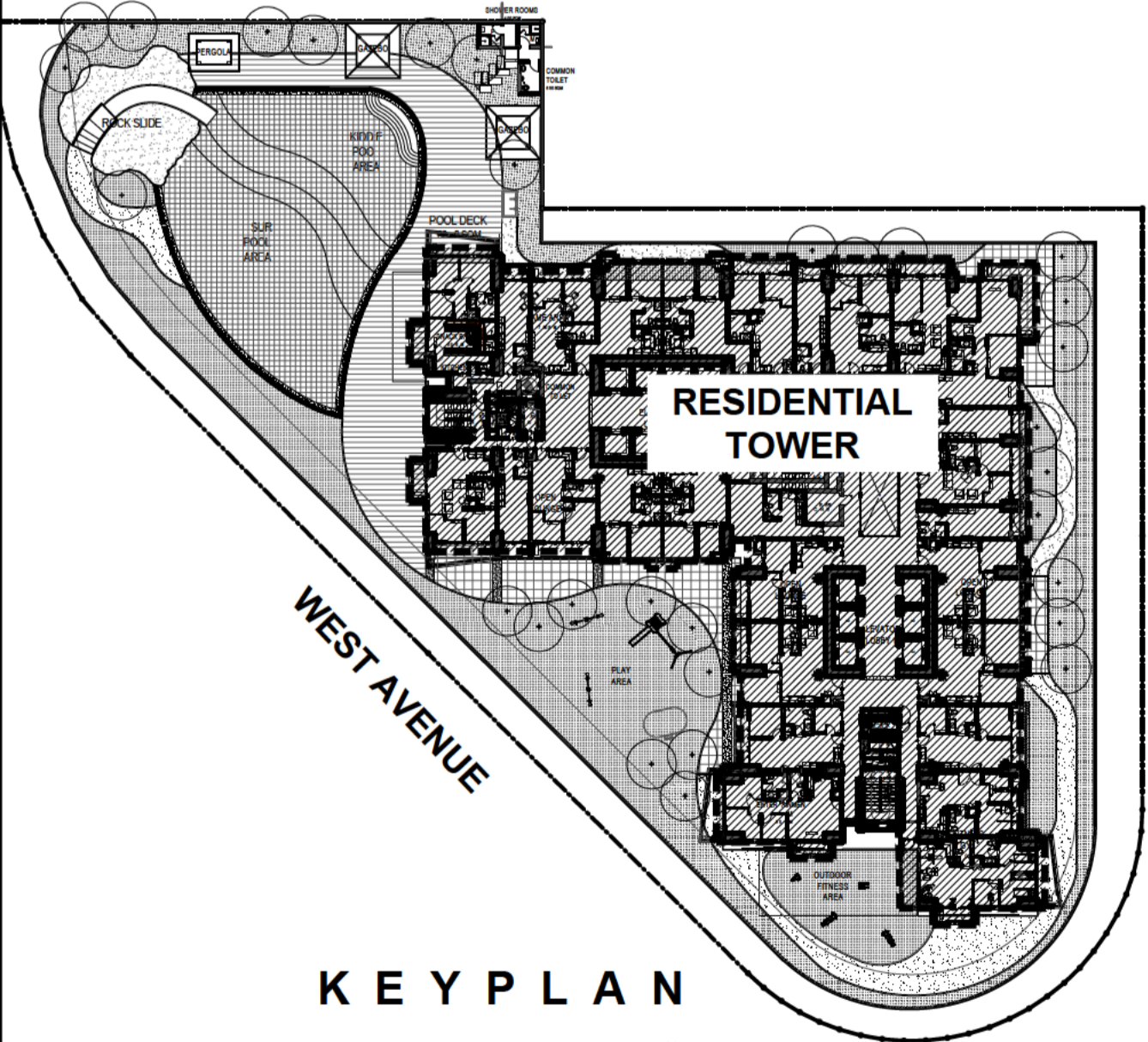
Disclaimer: Floor plans depicted in this material are for demonstration purposes only and should not be relied upon as final project plans. For announcement purposes only.



FACING QUEZON AVENUE

- LIST OF POSSIBLE TANDEM UNITS:**
 4702 & 4703
 4706 & 4707
 4717 & 4718
 4727 & 4728

NOTE:
 Standard company policy regarding request for tandem shall apply.



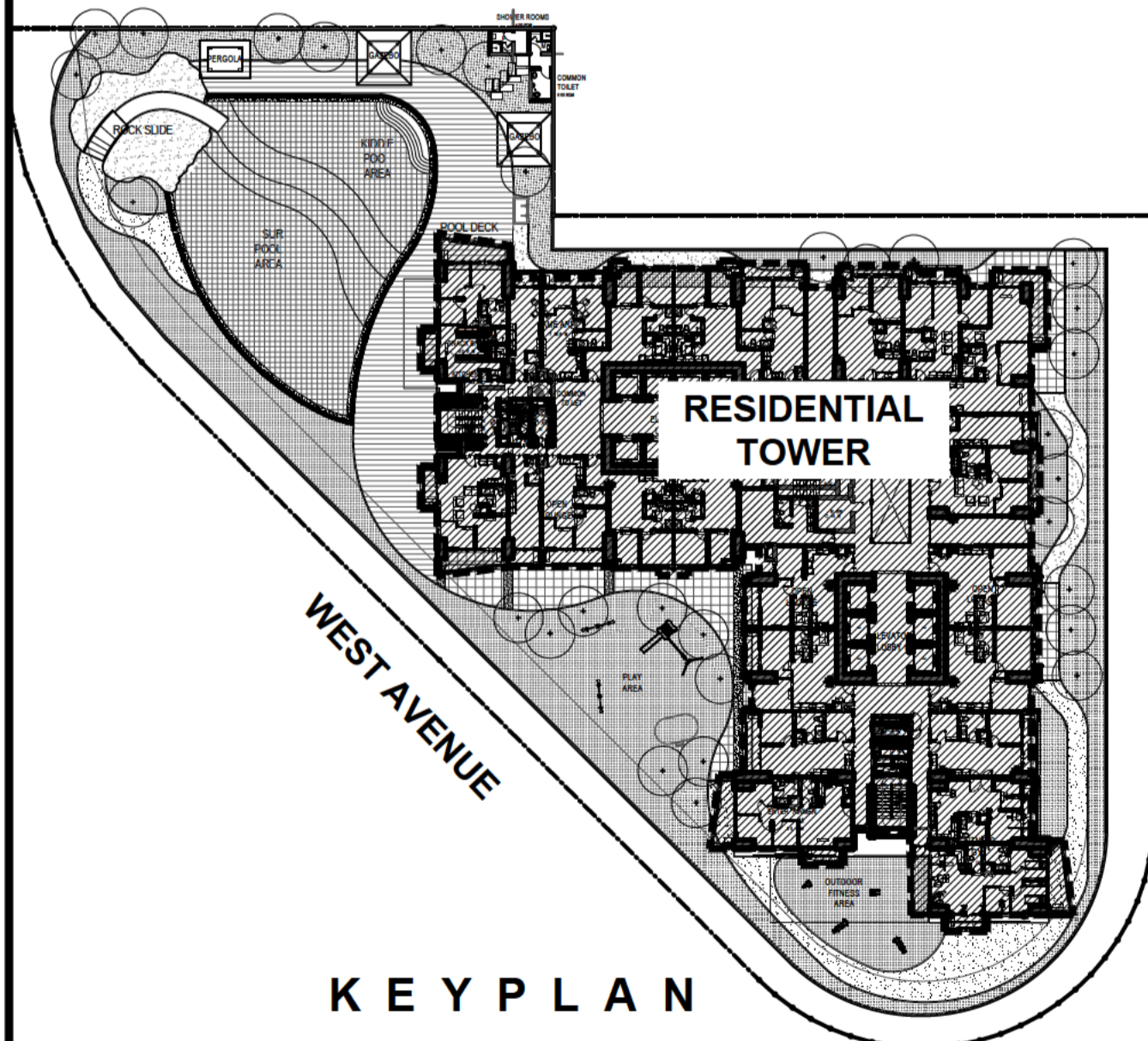
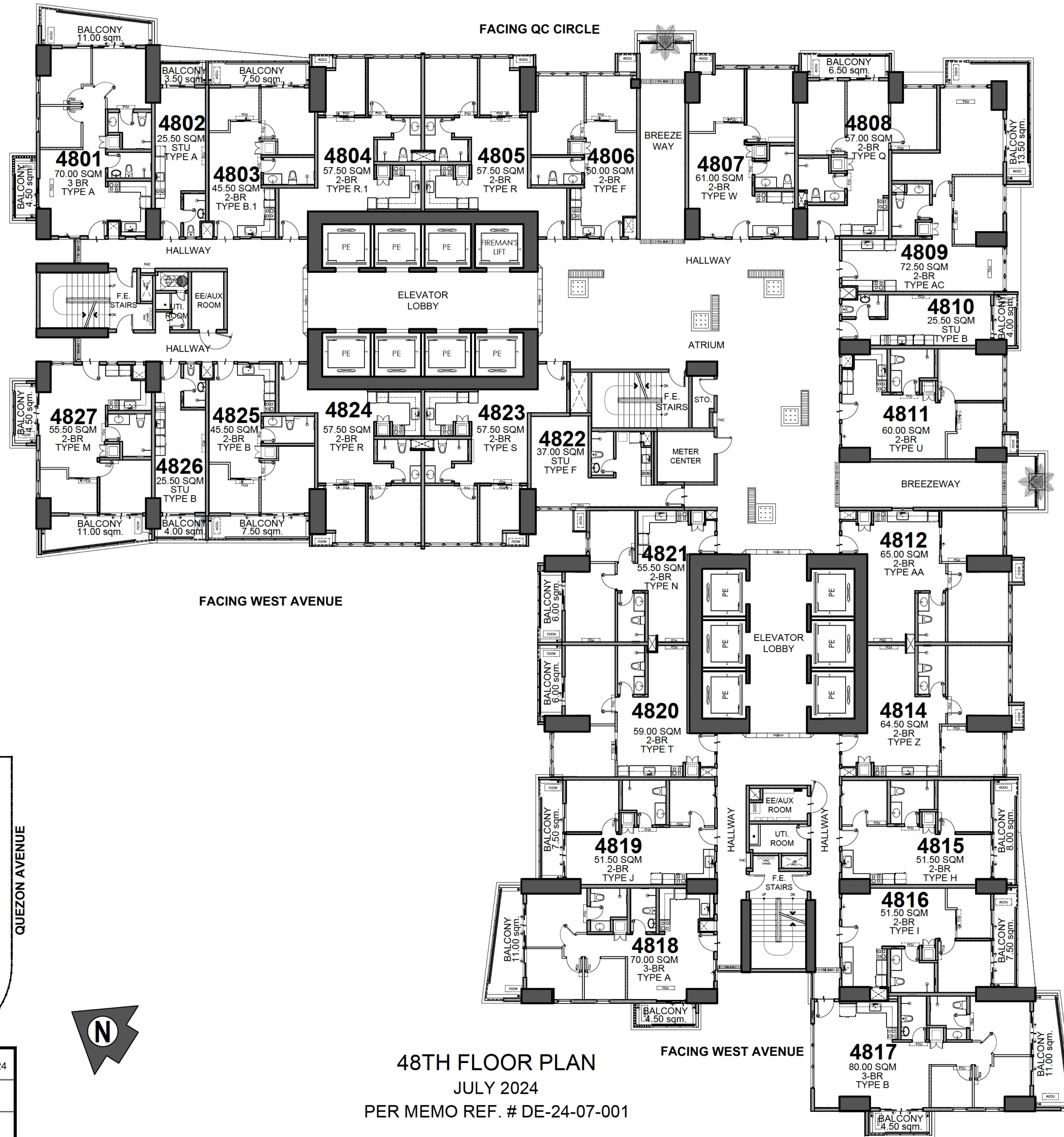
47TH FLOOR PLAN
 JULY 2024
 PER MEMO REF. # DE-24-07-001

<p>DMCI HOMES Feels real good to be home</p>	NOTED BY:	Jape	071824
		Elma	
		Ana	



AVAILABILITY PLAN

Disclaimer: Floor plans depicted in this material are for demonstration purposes only and should not be relied upon as final project plans. For announcement purposes only.



- LIST OF POSSIBLE TANDEM UNITS:**
 4802 & 4803
 4815 & 4816
 4825 & 4826

NOTE:
 Standard company policy regarding request for tandem shall apply.

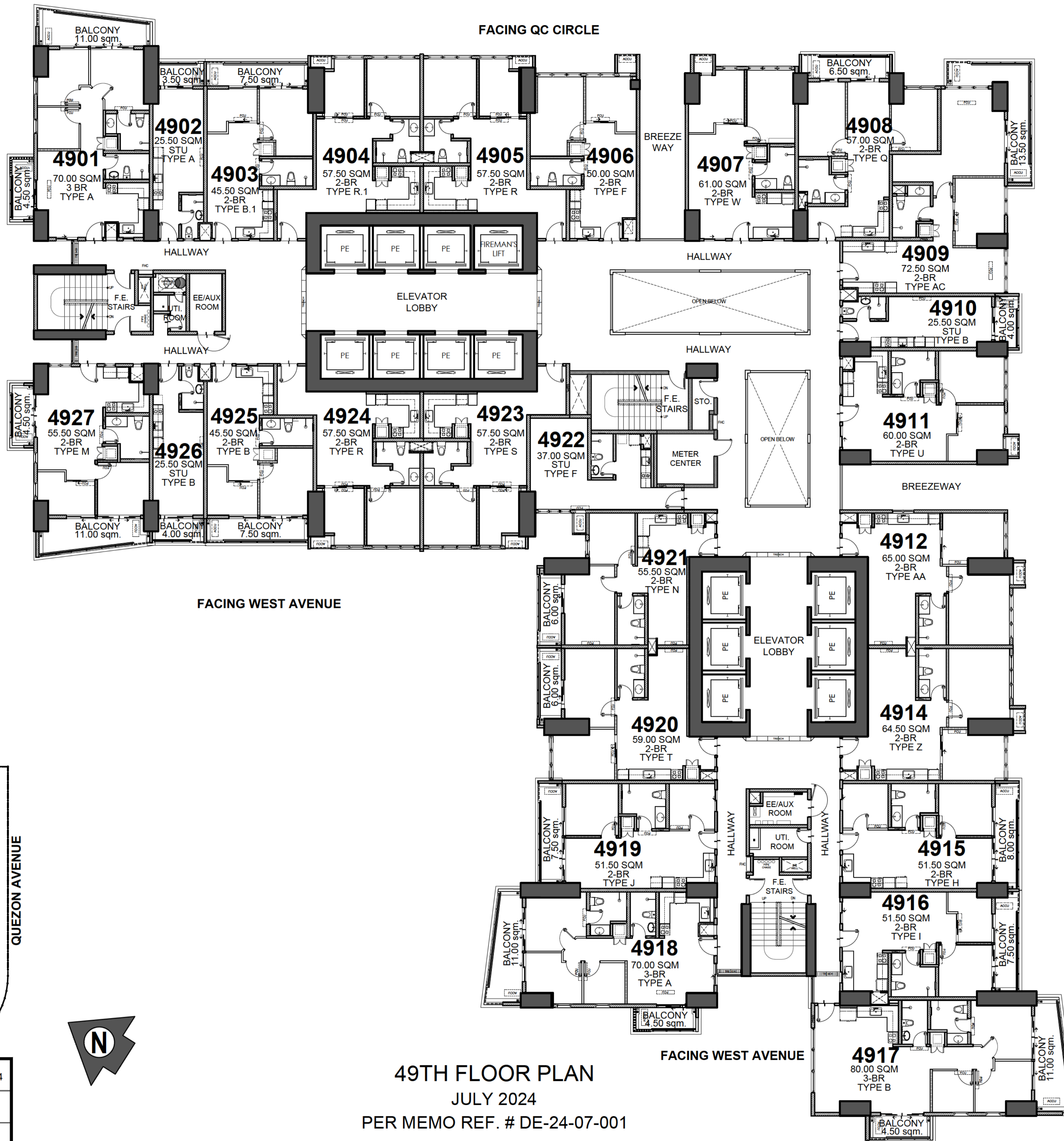
48TH FLOOR PLAN
 JULY 2024
 PER MEMO REF. # DE-24-07-001

	NOTED BY:	Jape	071824
		Elma	
		Ana	



Disclaimer: Floor plans depicted in this material are for demonstration purposes only and should not be relied upon as final project plans. For announcement purposes only.

AVAILABILITY PLAN

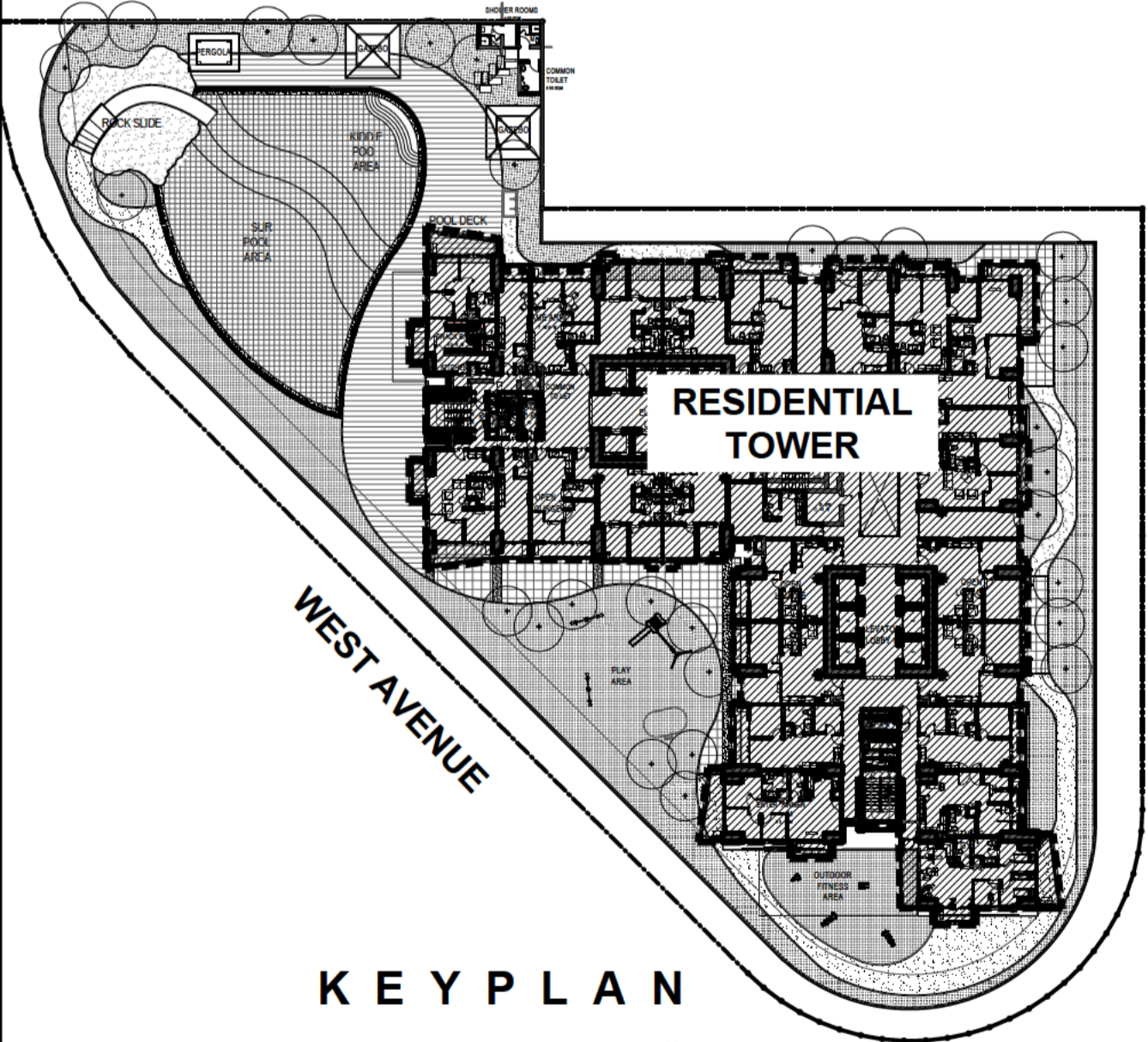


FACING AMENITIES

FACING QUEZON AVENUE

FACING WEST AVENUE

FACING WEST AVENUE



- LIST OF POSSIBLE TANDEM UNITS:**
 4902 & 4903
 4915 & 4916
 4925 & 4926

NOTE:
 Standard company policy regarding request for tandem shall apply.



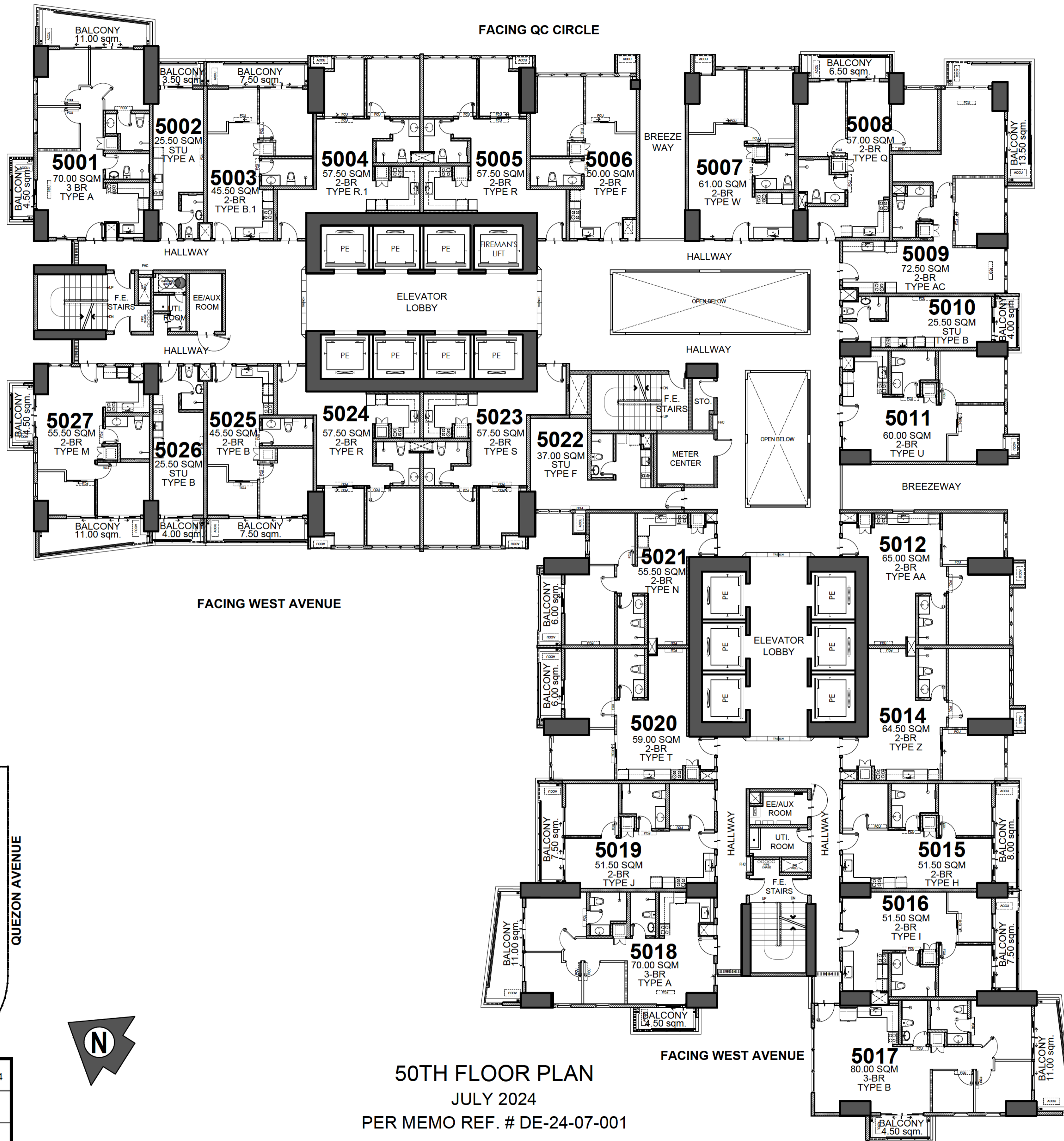
ONE DELTA
TERRACES

49TH FLOOR PLAN
 JULY 2024
 PER MEMO REF. # DE-24-07-001

<p>DMCI HOMES Feels real good to be home</p>	NOTED BY:	Jape	071824
		Elma	
		Ana	

Disclaimer: Floor plans depicted in this material are for demonstration purposes only and should not be relied upon as final project plans. For announcement purposes only.

AVAILABILITY PLAN



FACING AMENITIES

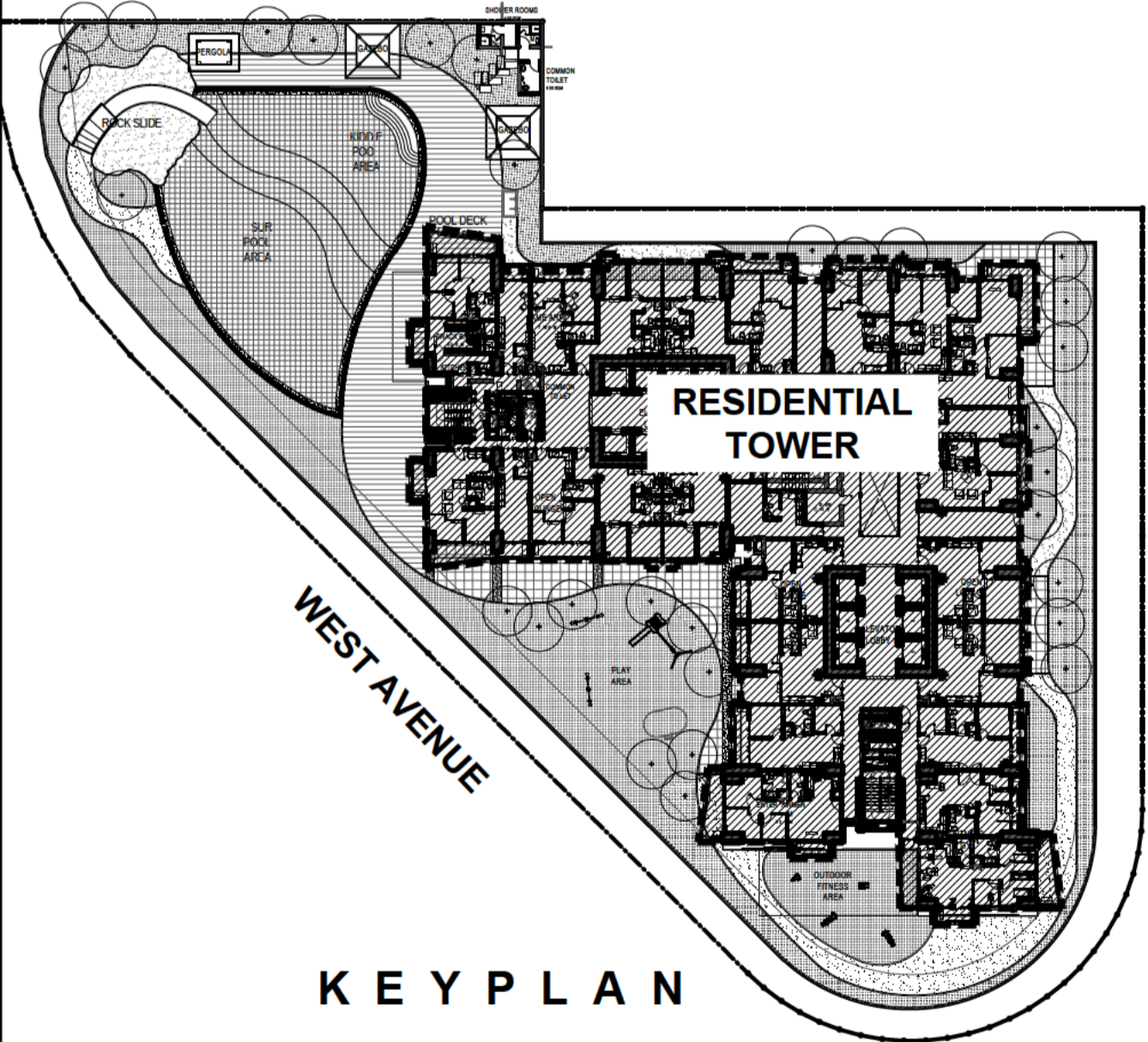
FACING QUEZON AVENUE

FACING WEST AVENUE

FACING WEST AVENUE

LIST OF POSSIBLE TANDEM UNITS:
 5002 & 5003
 5015 & 5016
 5025 & 5026

NOTE:
 Standard company policy regarding request for tandem shall apply.



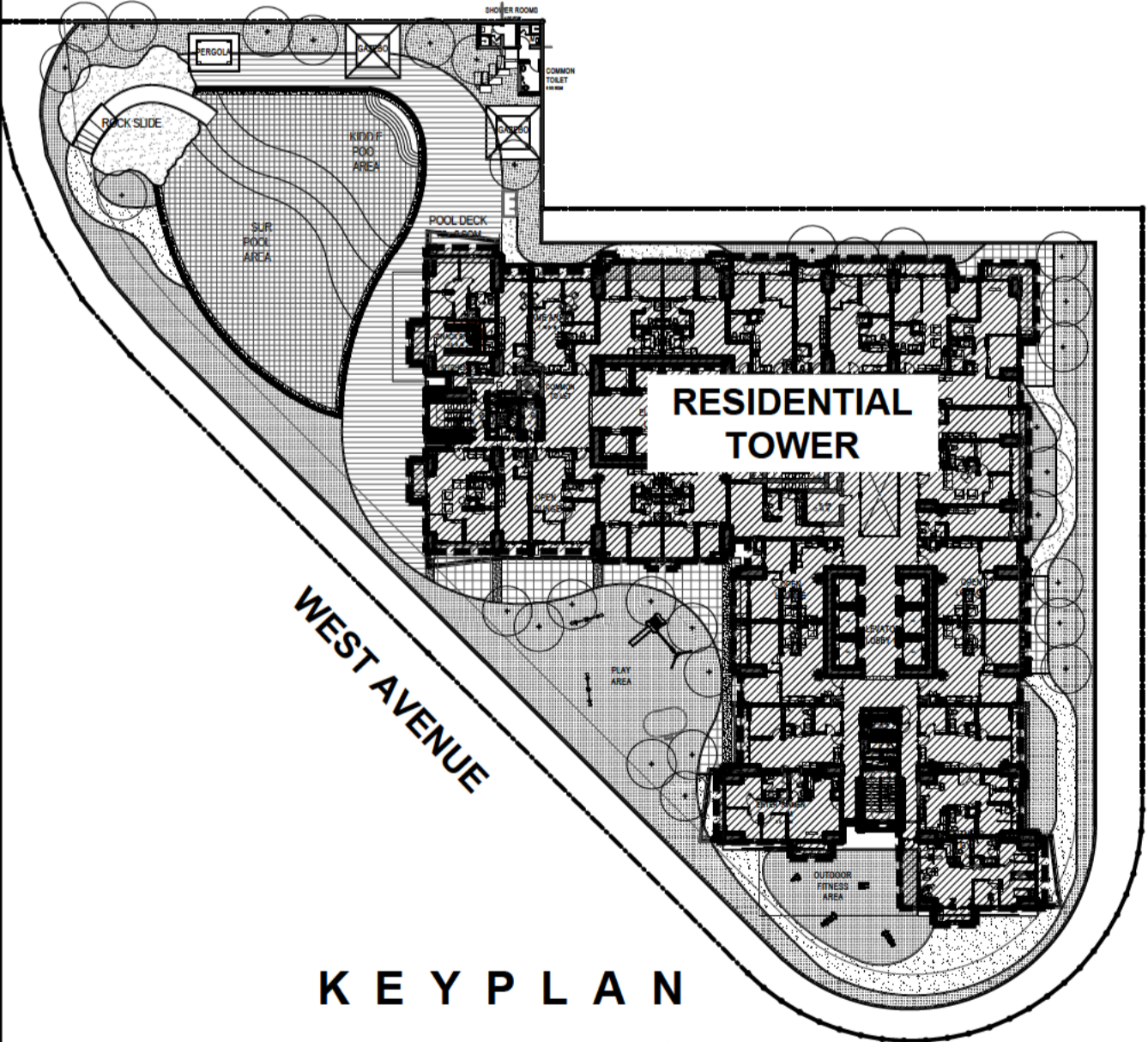
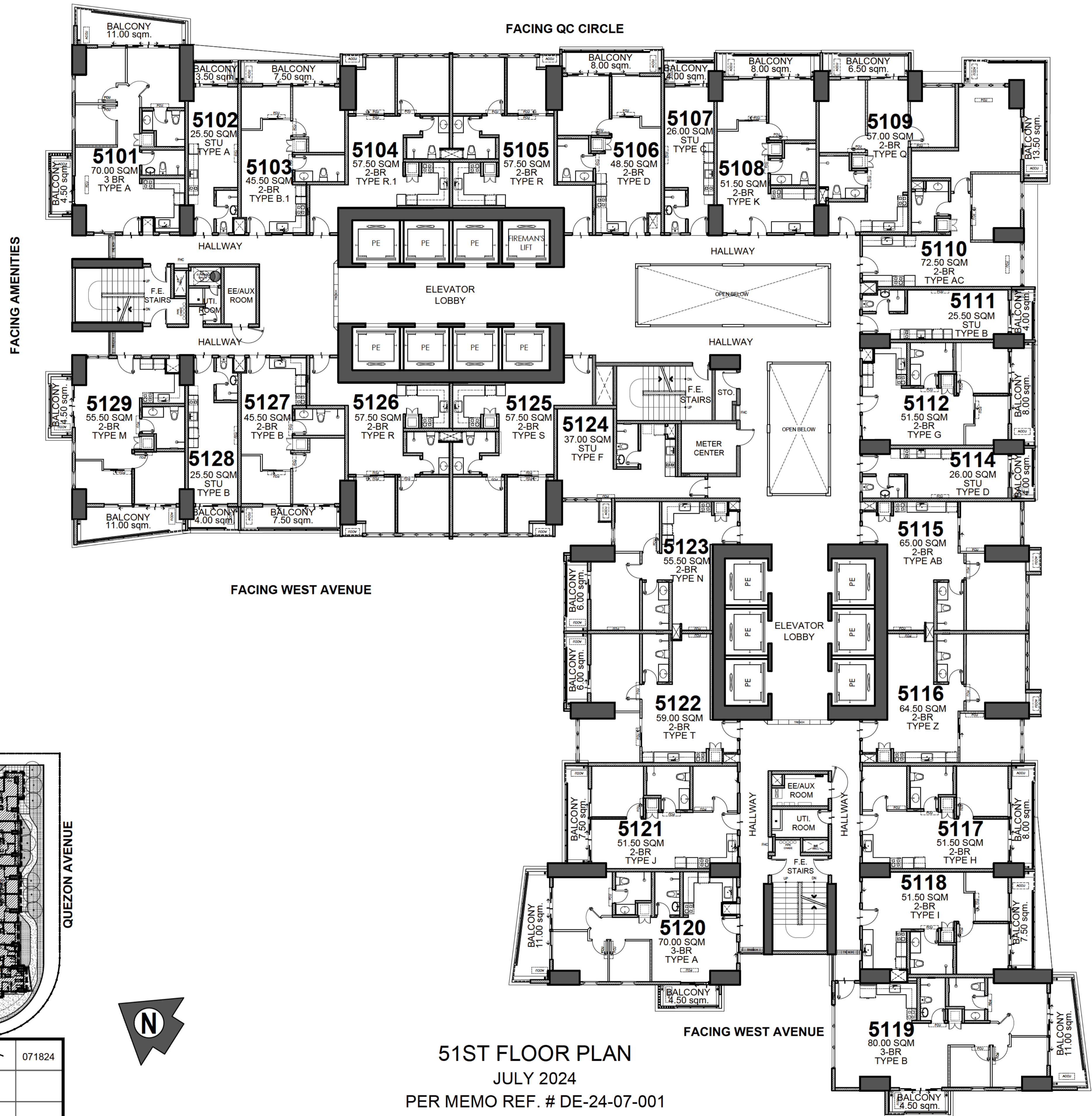
50TH FLOOR PLAN
 JULY 2024
 PER MEMO REF. # DE-24-07-001

<p>DMCI HOMES Feels real good to be home</p>	NOTED BY:	Jape	071824
		Elma	
		Ana	



Disclaimer: Floor plans depicted in this material are for demonstration purposes only and should not be relied upon as final project plans. For announcement purposes only.

AVAILABILITY PLAN



- LIST OF POSSIBLE TANDEM UNITS:**
 5102 & 5103
 5106 & 5107
 5117 & 5118
 5127 & 5128

NOTE:
 Standard company policy regarding request for tandem shall apply.

51ST FLOOR PLAN
 JULY 2024
 PER MEMO REF. # DE-24-07-001

<p>DMCI HOMES Feels real good to be home</p>	NOTED BY:	Jape	071824
		Elma	
		Ana	



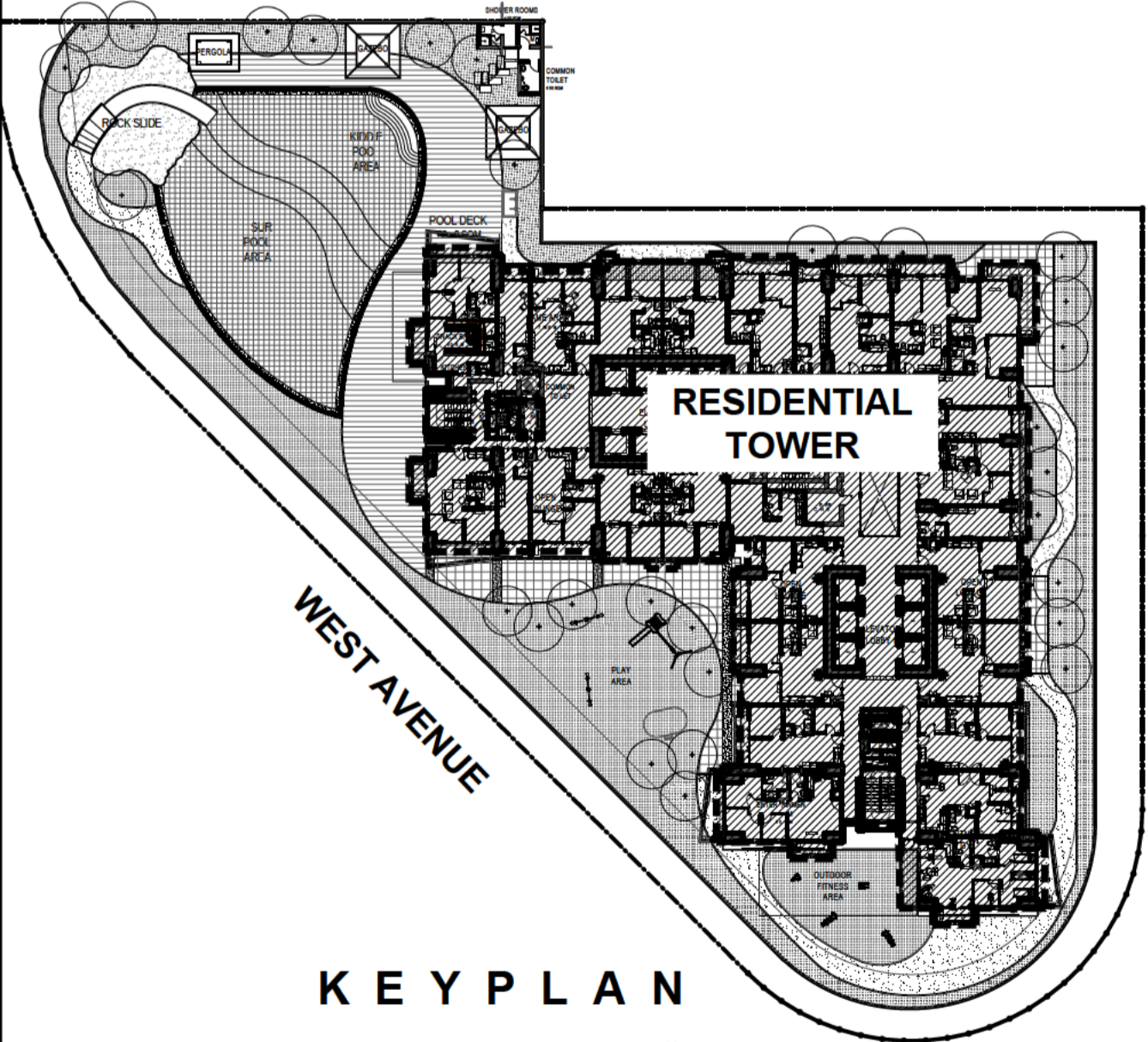
AVAILABILITY PLAN

Disclaimer: Floor plans depicted in this material are for demonstration purposes only and should not be relied upon as final project plans. For announcement purposes only.



FACING AMENITIES

FACING QUEZON AVENUE



KEY PLAN

- LIST OF POSSIBLE TANDEM UNITS:**
 5202 & 5203
 5206 & 5207
 5217 & 5218
 5227 & 5228

NOTE:
 Standard company policy regarding request for tandem shall apply.

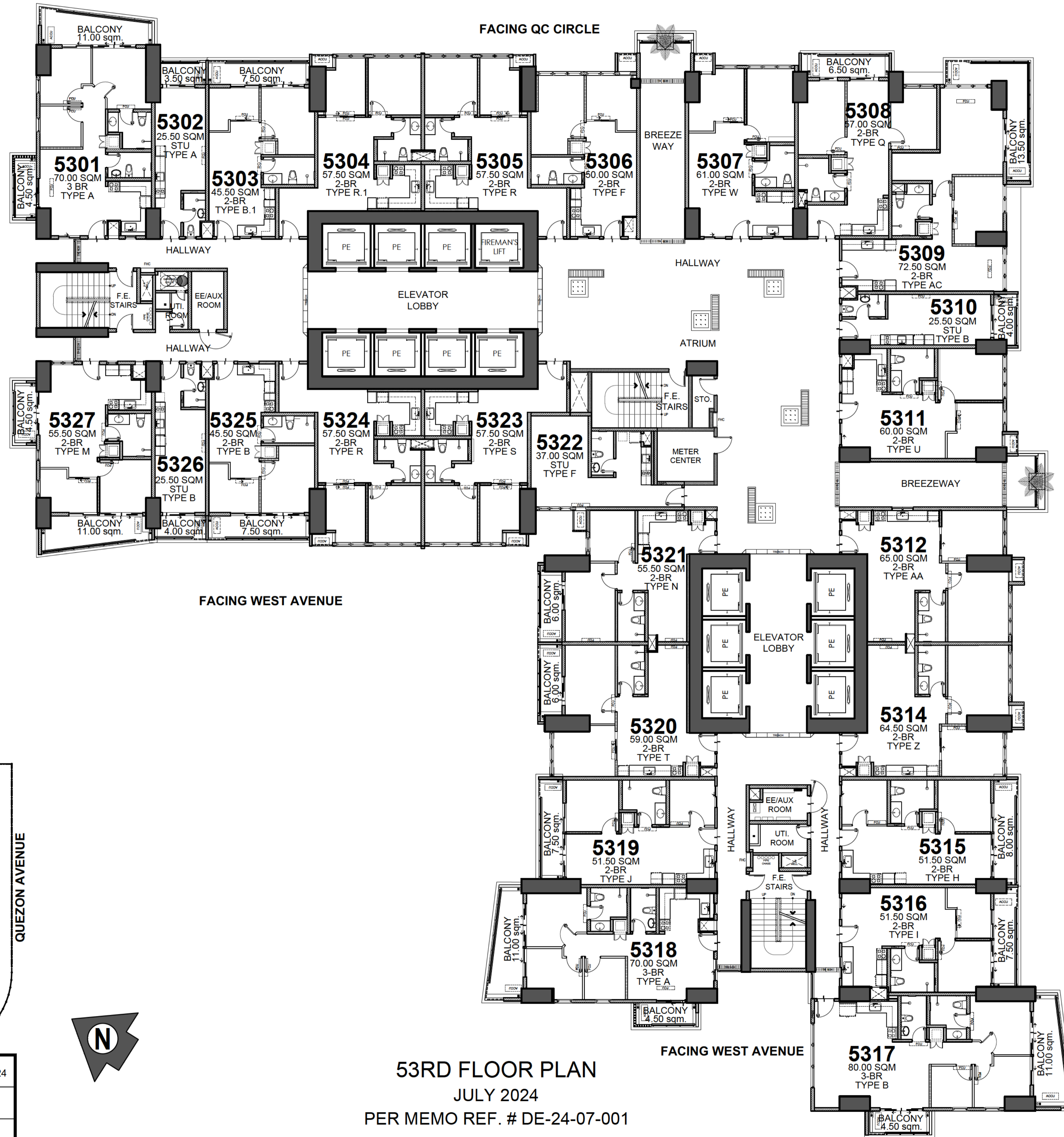
52ND FLOOR PLAN
 JULY 2024
 PER MEMO REF. # DE-24-07-001

<p>DMCI HOMES Feels real good to be home</p>	NOTED BY:	Jape	071824
		Elma	
		Ana	



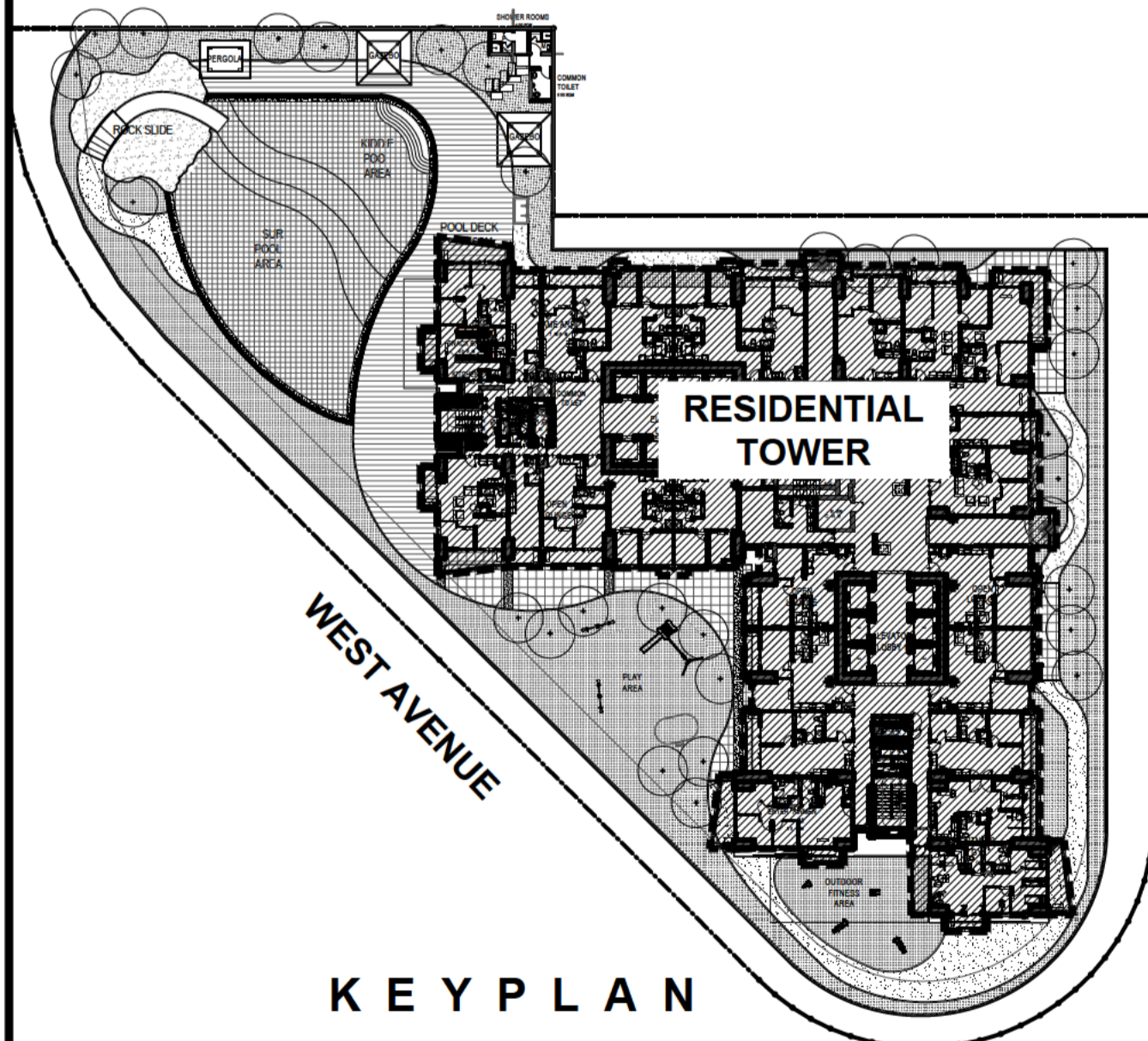
Disclaimer: Floor plans depicted in this material are for demonstration purposes only and should not be relied upon as final project plans. For announcement purposes only.

AVAILABILITY PLAN



- LIST OF POSSIBLE TANDEM UNITS:**
 5302 & 5303
 5315 & 5316
 5325 & 5326

NOTE:
 Standard company policy regarding request for tandem shall apply.



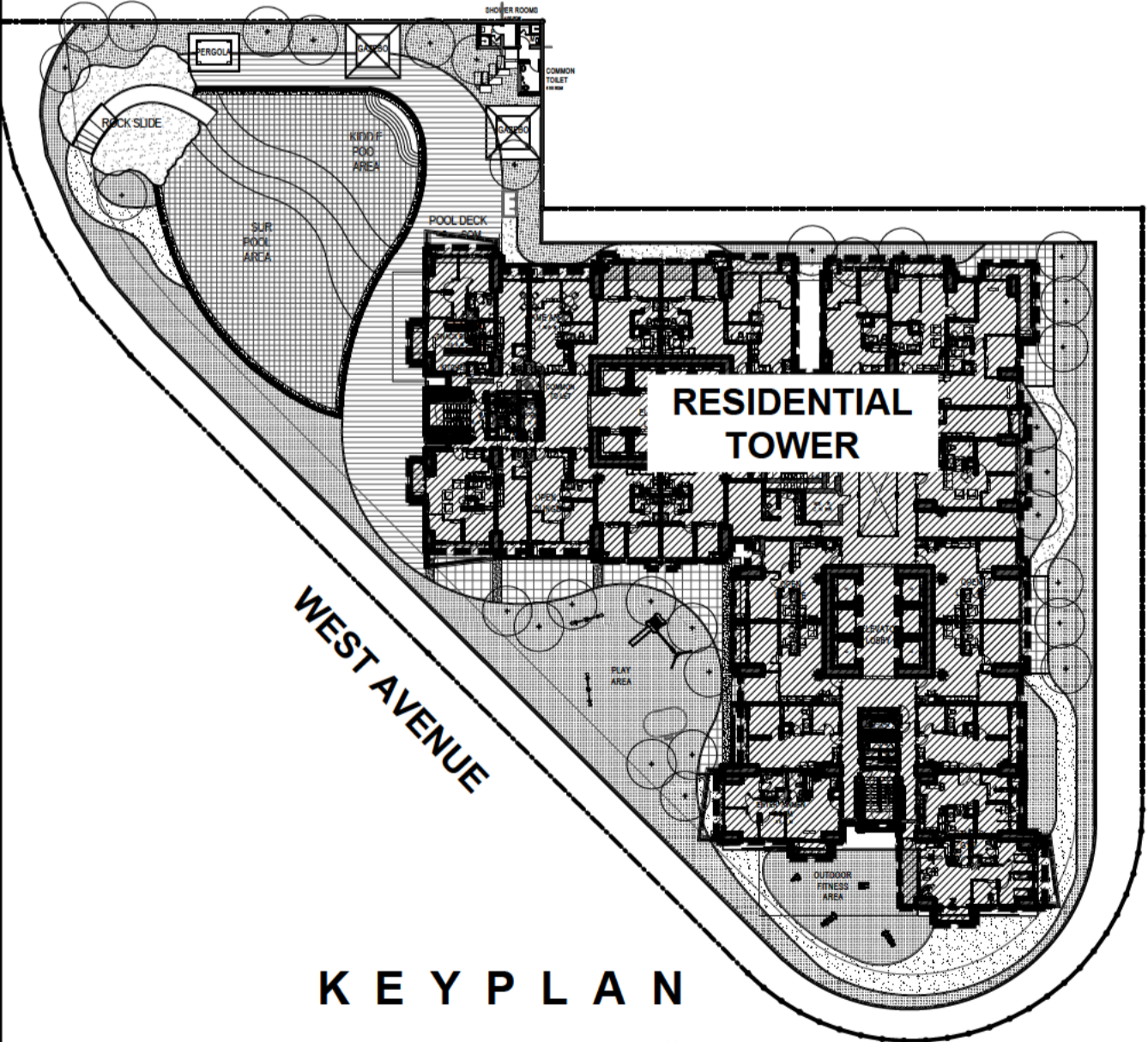
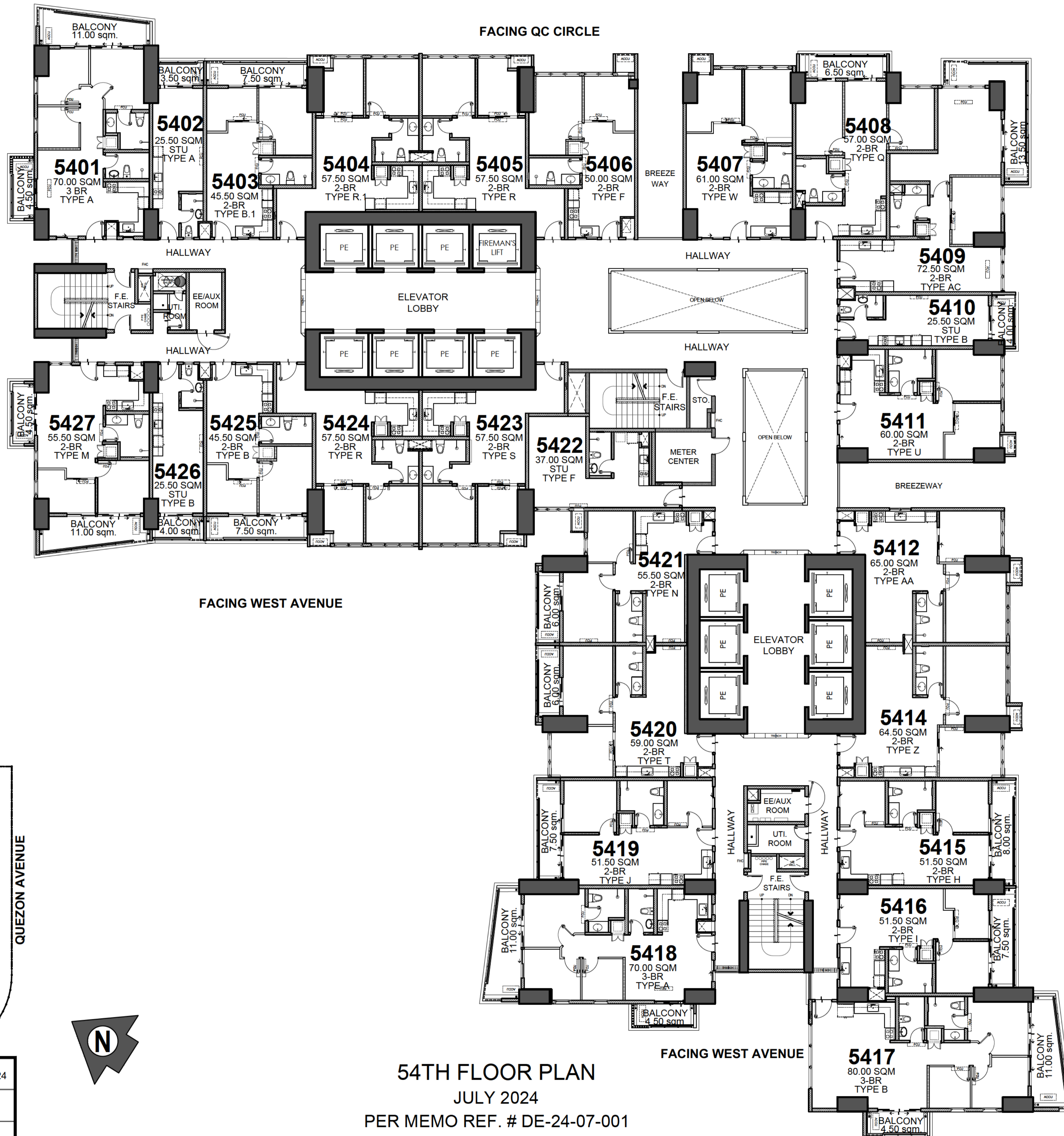
53RD FLOOR PLAN
 JULY 2024
 PER MEMO REF. # DE-24-07-001

	NOTED BY:	Jape	071824
		Elma	
		Ana	



Disclaimer: Floor plans depicted in this material are for demonstration purposes only and should not be relied upon as final project plans. For announcement purposes only.

AVAILABILITY PLAN



FACING QUEZON AVENUE

LIST OF POSSIBLE TANDEM UNITS:
 5402 & 5403
 5415 & 5416
 5425 & 5426

NOTE:
 Standard company policy regarding request for tandem shall apply.



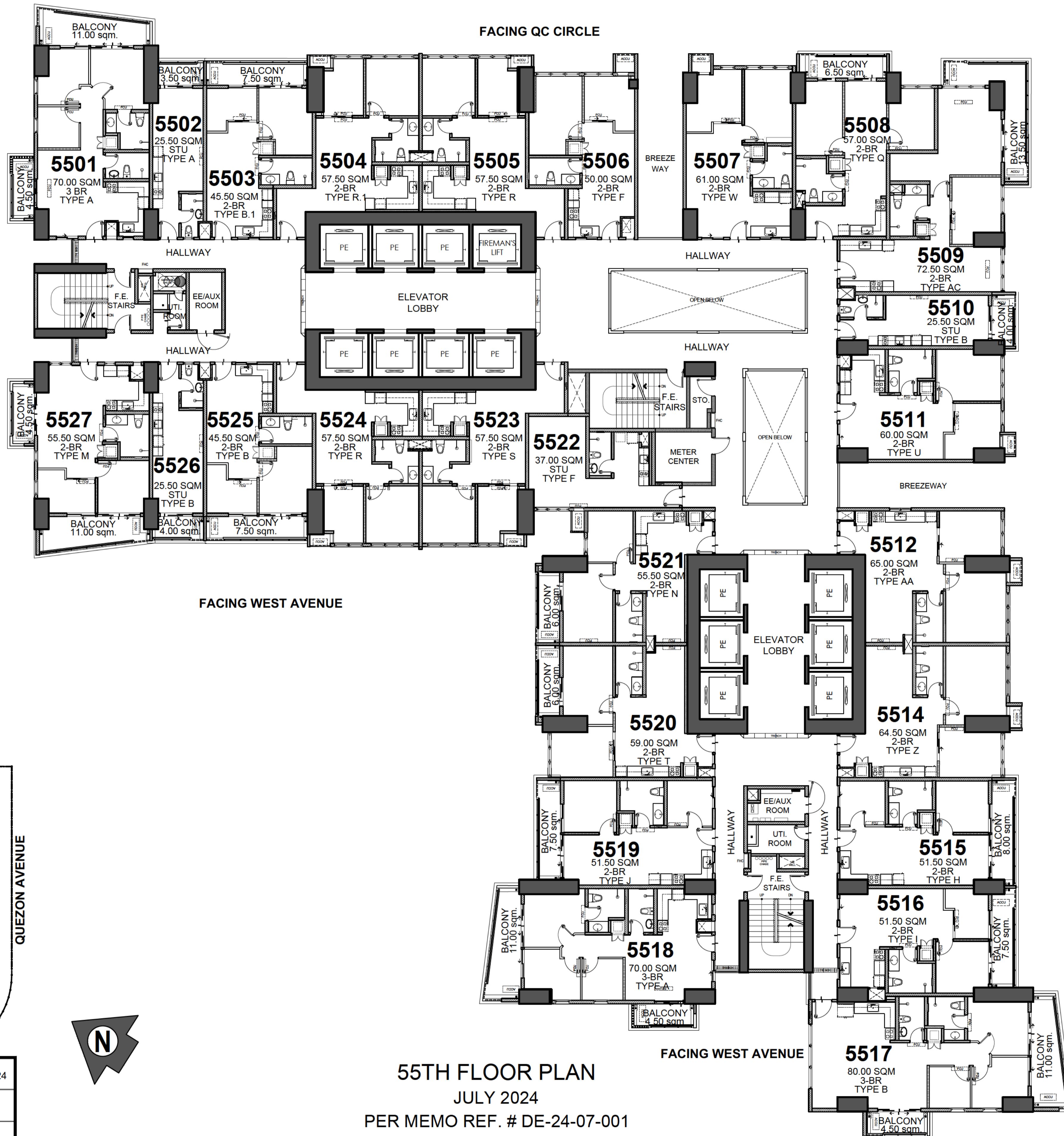
ONE DELTA
 TERRACES

54TH FLOOR PLAN
 JULY 2024
 PER MEMO REF. # DE-24-07-001

	NOTED BY:	Jape	071824
		Elma	
		Ana	

Disclaimer: Floor plans depicted in this material are for demonstration purposes only and should not be relied upon as final project plans. For announcement purposes only.

AVAILABILITY PLAN

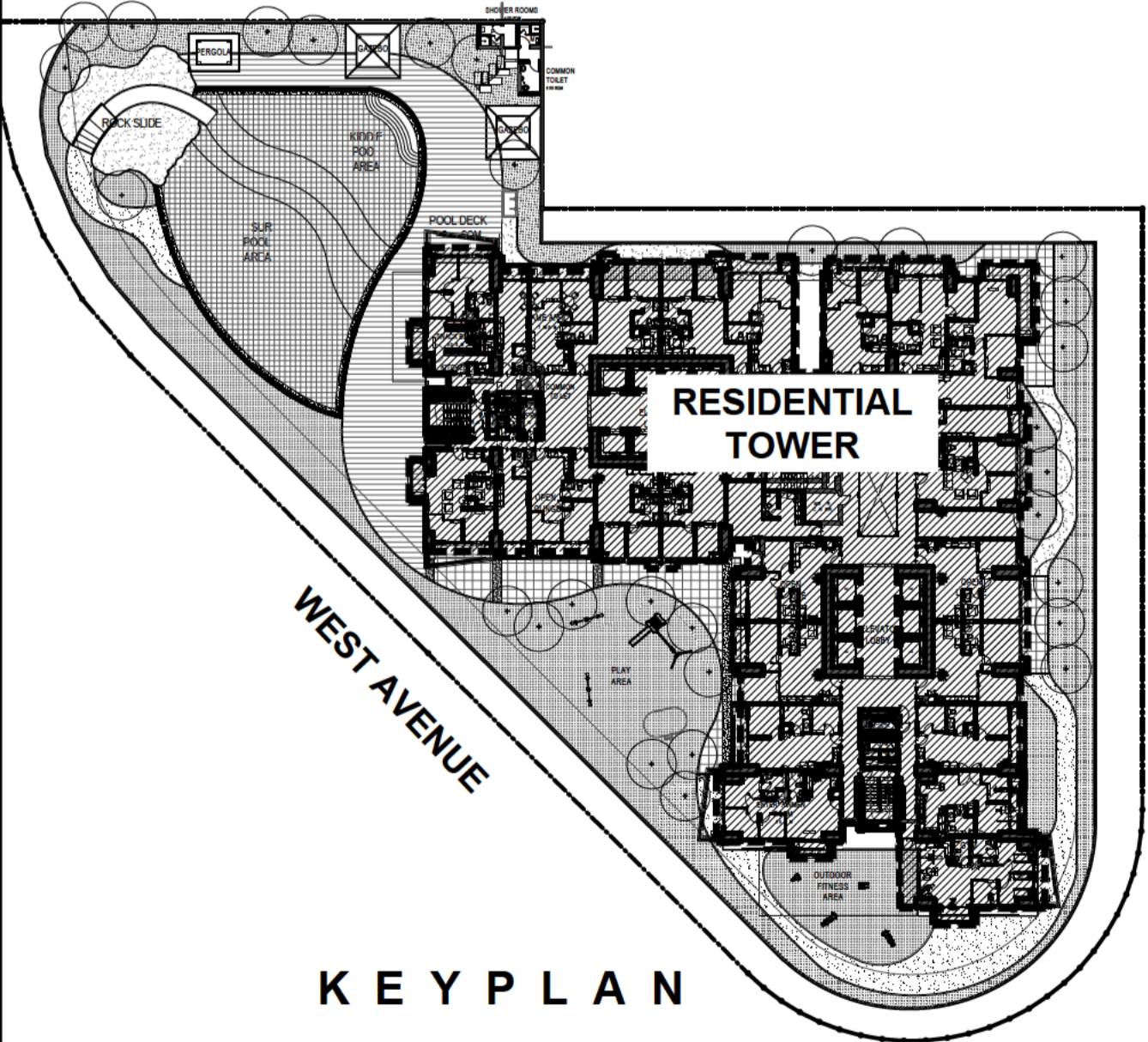


FACING AMENITIES

FACING QUEZON AVENUE

FACING WEST AVENUE

FACING WEST AVENUE



- LIST OF POSSIBLE TANDEM UNITS:**
 5502 & 5503
 5515 & 5516
 5525 & 5526

NOTE:
 Standard company policy regarding request for tandem shall apply.



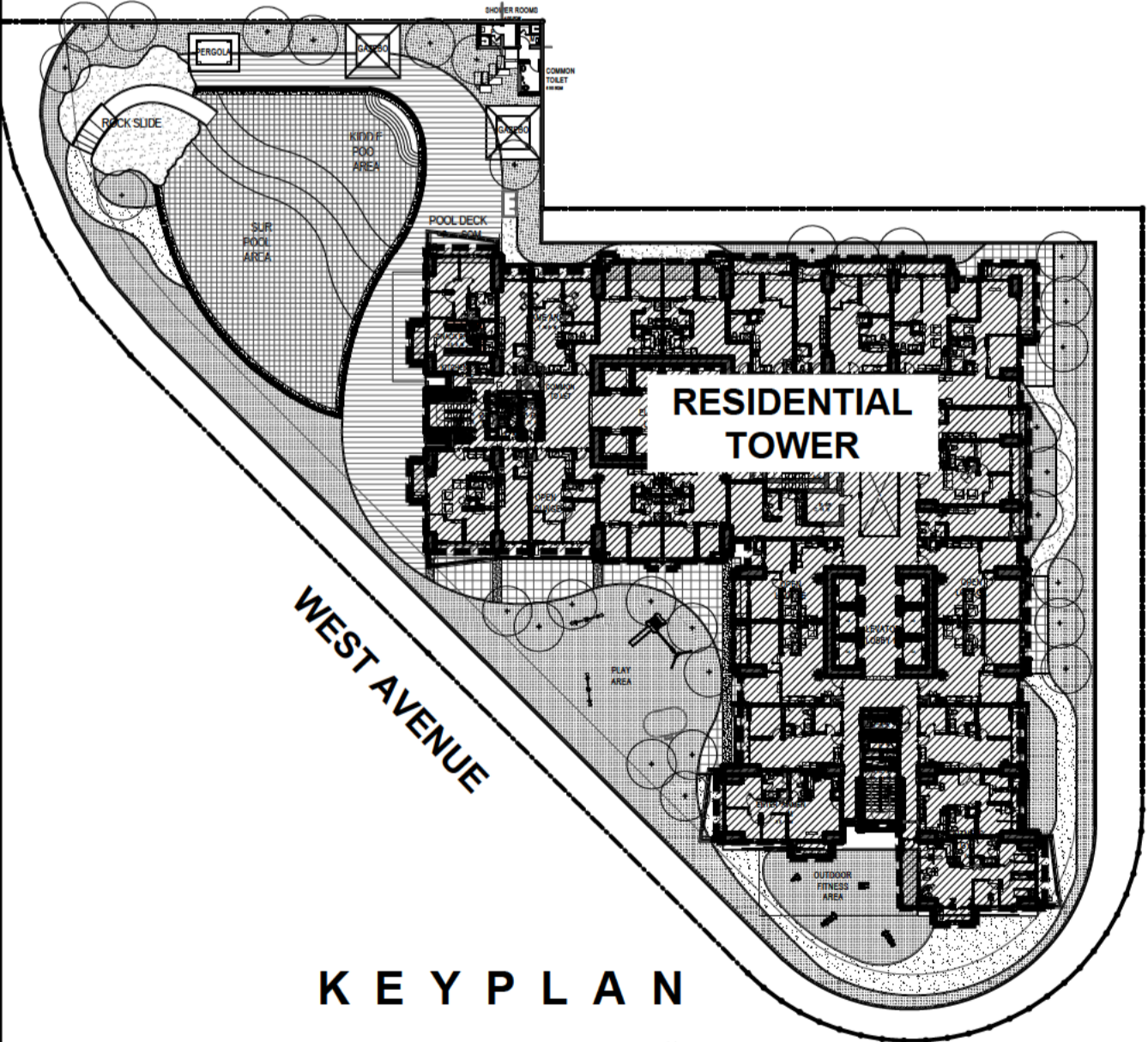
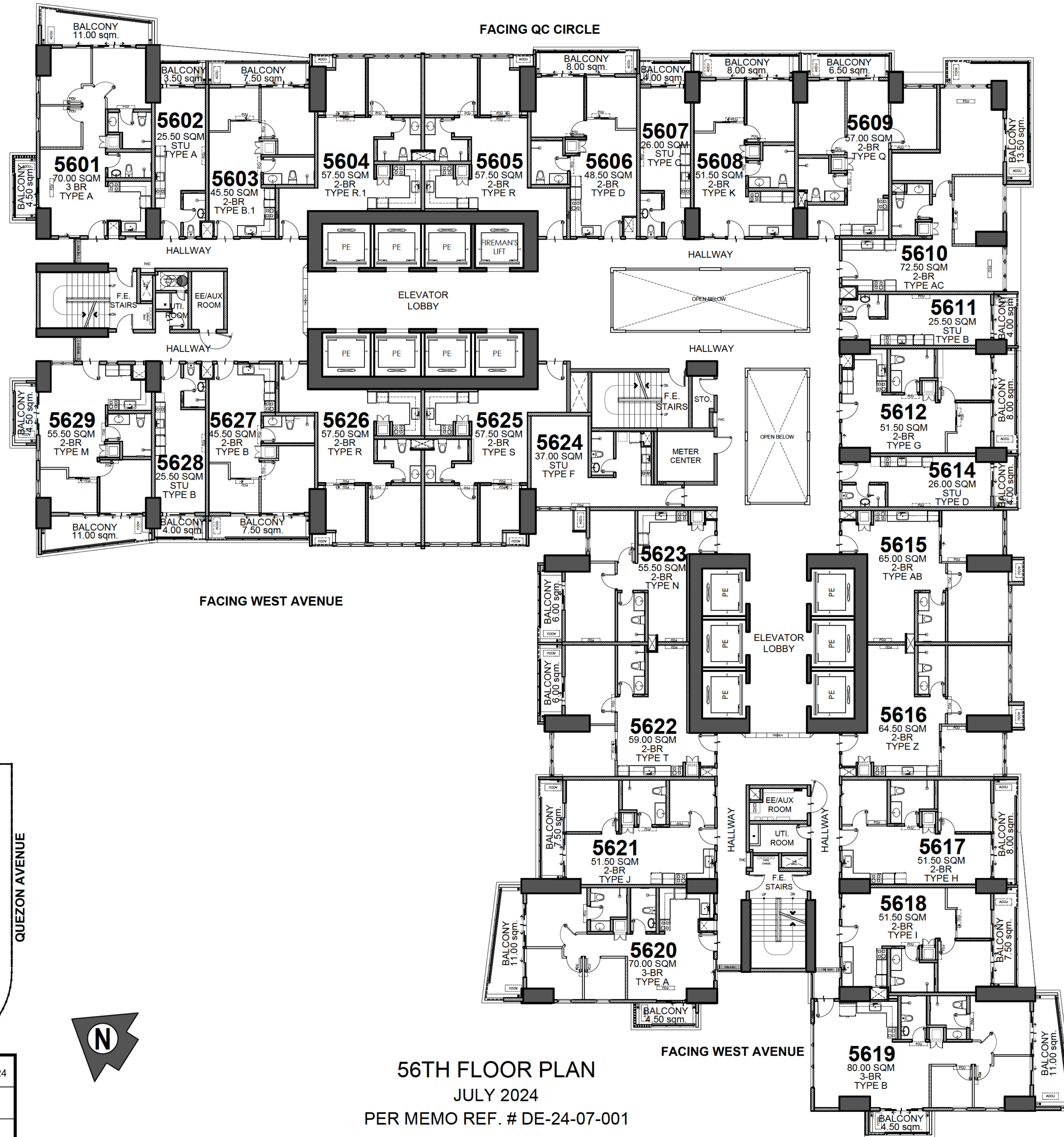
ONE DELTA
 TERRACES

55TH FLOOR PLAN
 JULY 2024
 PER MEMO REF. # DE-24-07-001

<p>DMCI HOMES Feels real good to be home</p>	NOTED BY:	Jape	071824
		Elma	
		Ana	

Disclaimer: Floor plans depicted in this material are for demonstration purposes only and should not be relied upon as final project plans. For announcement purposes only.

AVAILABILITY PLAN



- LIST OF POSSIBLE TANDEM UNITS:**
 5602 & 5603
 5606 & 5607
 5617 & 5618
 5627 & 5628

NOTE:
 Standard company policy regarding request for tandem shall apply.

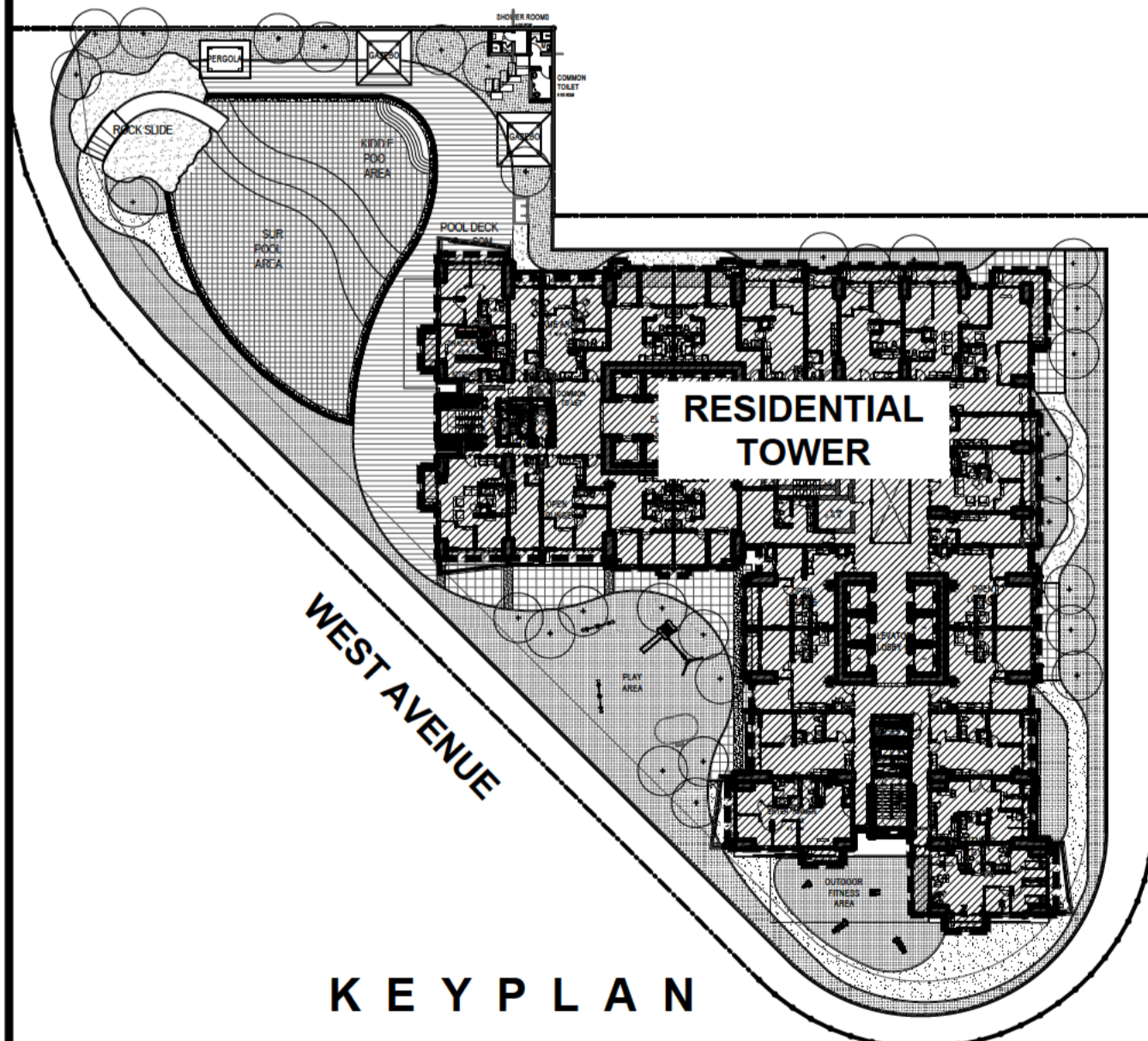
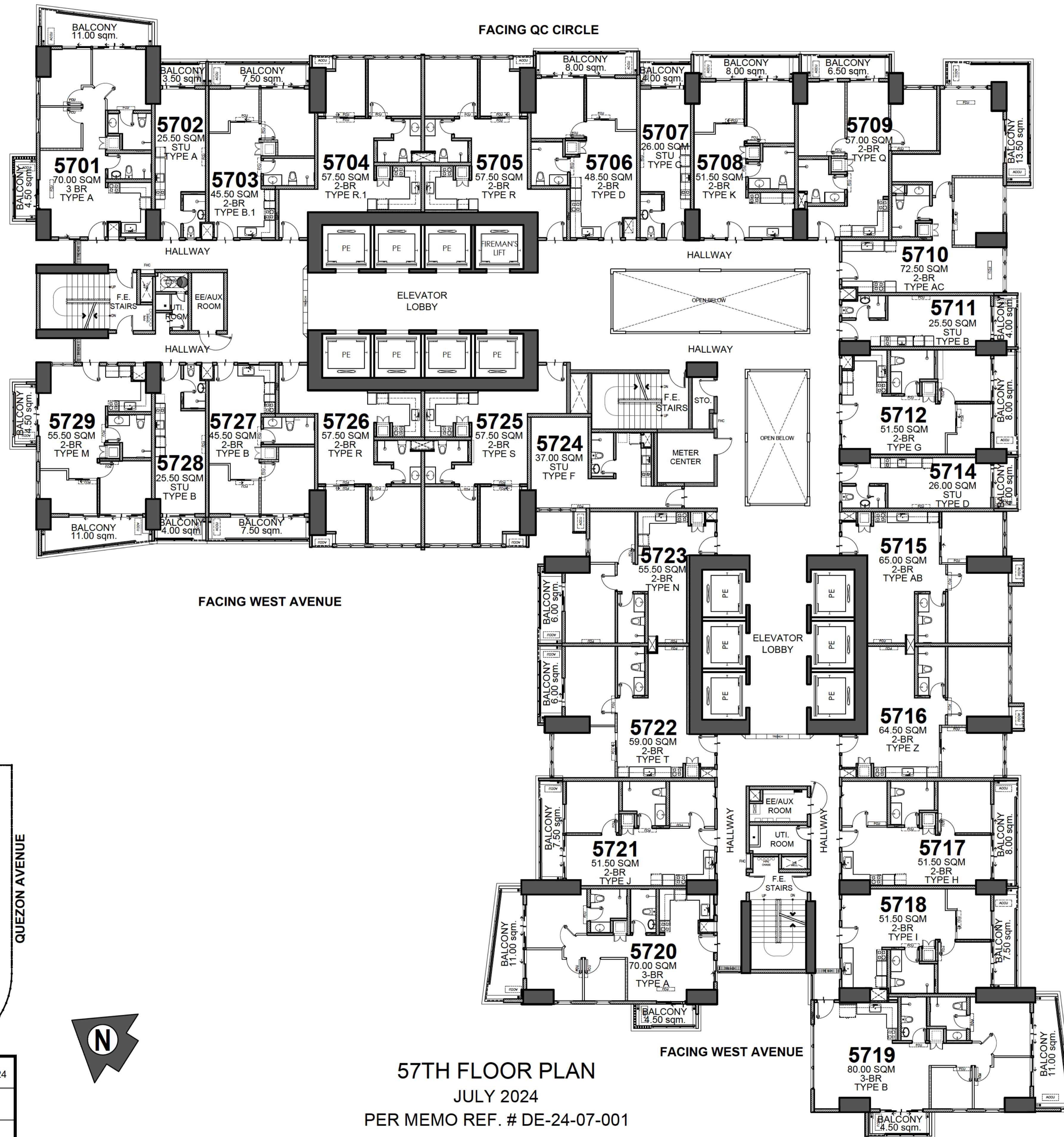
56TH FLOOR PLAN
 JULY 2024
 PER MEMO REF. # DE-24-07-001

	NOTED BY:	Jape	071824
		Elma	
		Ana	



AVAILABILITY PLAN

Disclaimer: Floor plans depicted in this material are for demonstration purposes only and should not be relied upon as final project plans. For announcement purposes only.



- LIST OF POSSIBLE TANDEM UNITS:**
 5702 & 5703
 5706 & 5707
 5717 & 5718
 5727 & 5728

NOTE:
 Standard company policy regarding request for tandem shall apply.

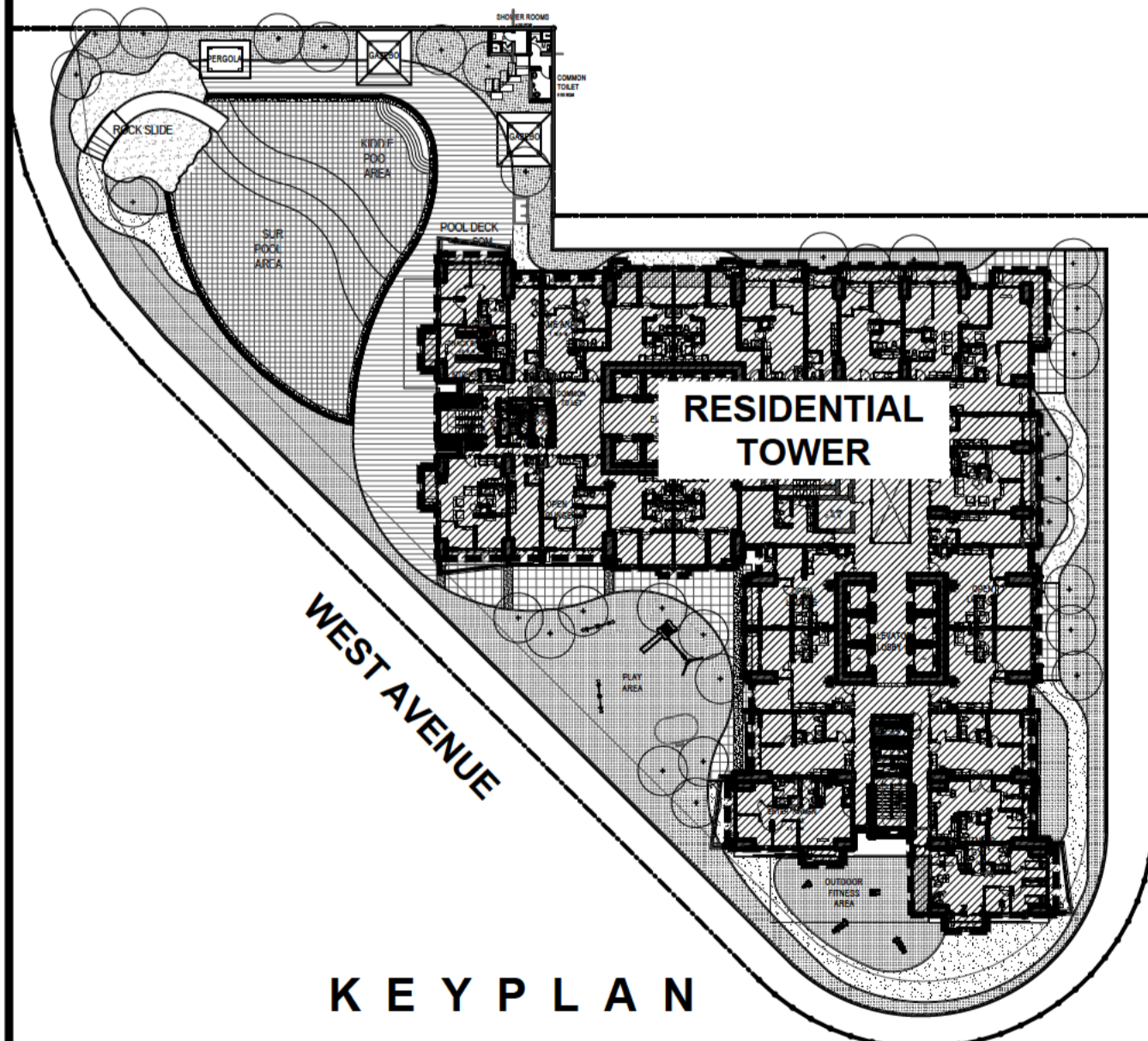
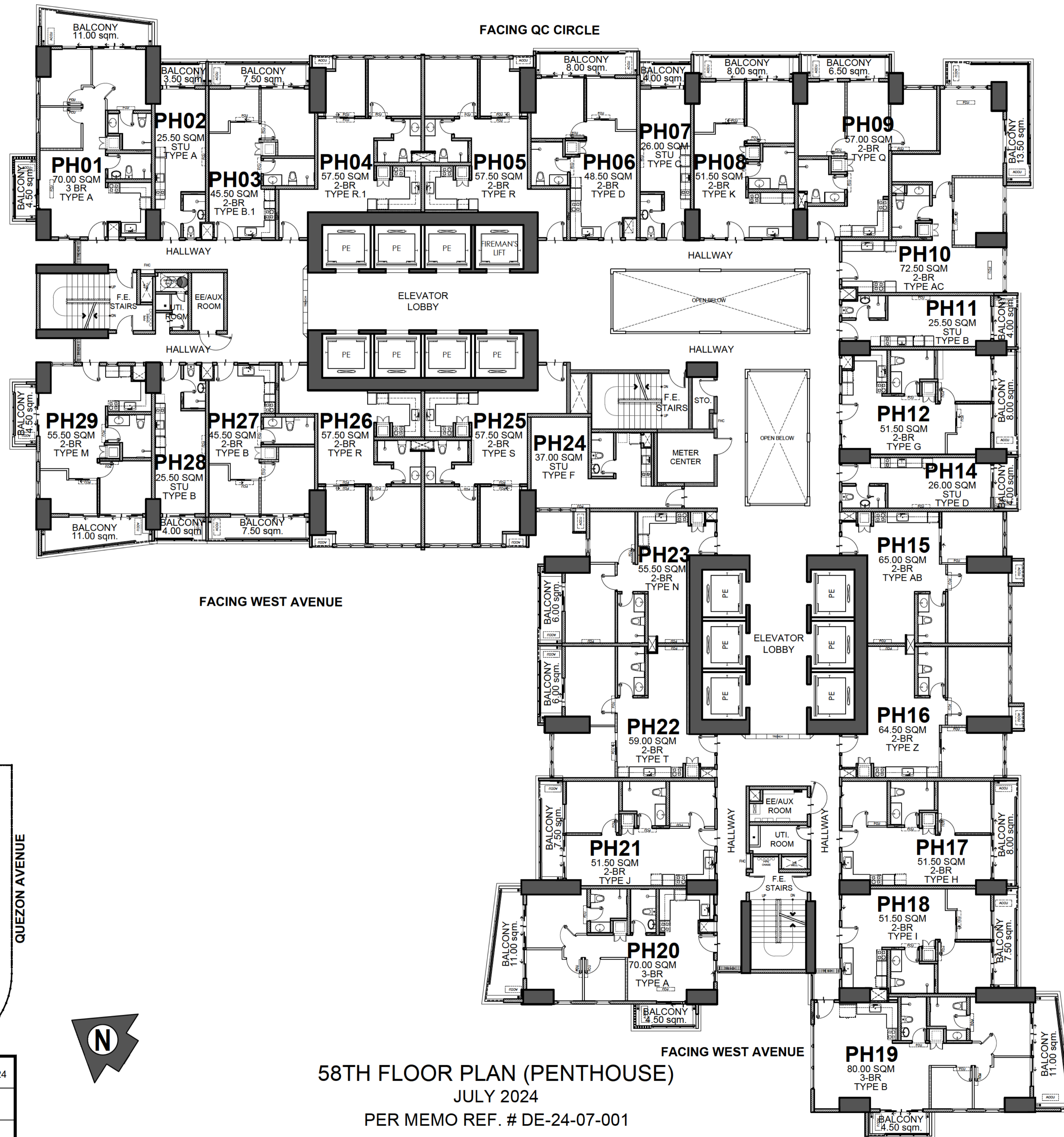
57TH FLOOR PLAN
 JULY 2024
 PER MEMO REF. # DE-24-07-001

	NOTED BY:	Jape	071824
		Elma	
		Ana	



Disclaimer: Floor plans depicted in this material are for demonstration purposes only and should not be relied upon as final project plans. For announcement purposes only.

AVAILABILITY PLAN



- LIST OF POSSIBLE TANDEM UNITS:**
 PH02 & PH03
 PH06 & PH07
 PH17 & PH18
 PH27 & PH28

NOTE:
 Standard company policy regarding request for tandem shall apply.

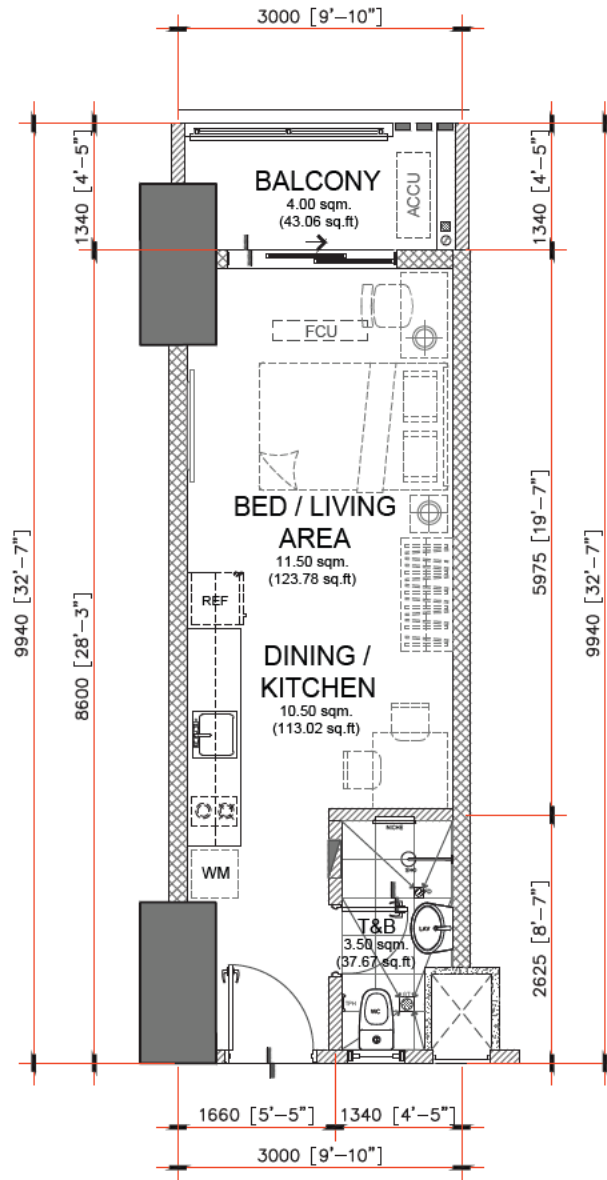
	NOTED BY:	Jape	071824
		Elma	
		Ana	

58TH FLOOR PLAN (PENTHOUSE)
 JULY 2024
 PER MEMO REF. # DE-24-07-001



Disclaimer: Floor plans depicted in this material are for demonstration purposes only and should not be relied upon as final project plans. For announcement purposes only.

AVAILABILITY PLAN



NOTED BY:		
NOEL		1/30/26
ELMA		1/28/26
ANA		

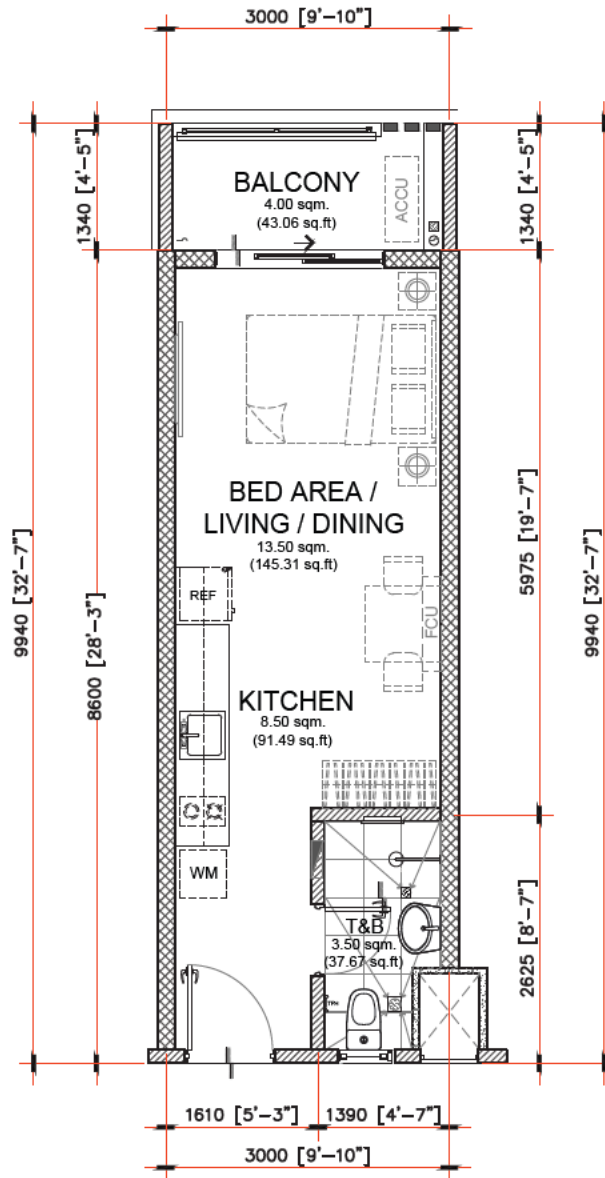
25.50 sq.m. STUDIO TYPE - B.1
 INNER UNIT - 25.50 sq.m. / 274.48 sq.ft.
 WITH BALCONY - 4.00 sq.m. / 43.06 sq.ft.
 GROSS FLOOR AREA - 29.50 sq.m. / 317.54 sq.ft.

SCALE: 1 : 80 mtrs.

NOTE:

- DIMENSIONS & AREAS MAY VARY BASED ON ACTUAL SITE CONDITION.
- FURNITURE & APPLIANCES ARE NOT INCLUDED.
- FLOOR PLANS DEPICTED IN THIS MATERIAL ARE FOR ILLUSTRATION PURPOSES ONLY.
- ALL PLANS, DETAILS AND SPECIFICATIONS CONTAINED HEREIN ARE SUBJECT TO CHANGE WITHOUT PRIOR NOTICE AND DO NOT CONSTITUTE PART OF ANY OFFER OR CONTRACT.

INNER UNIT	AREA	
	SQ.MTR.	SQ.FT.
BED / LIVING AREA	11.50	123.78
DINING / KITCHEN	10.50	113.02
T&B	3.50	37.67
UNIT AREA	25.50	274.48
BALCONY	4.00	43.06
GR.FLR. AREA	29.50	317.54



25.50 sq.m. STUDIO TYPE - C.1

INNER UNIT - 25.50 sq.m. / 274.48 sq.ft.

WITH BALCONY - 4.00 sq.m. / 43.06 sq.ft.

GROSS FLOOR AREA - 29.50 sq.m. / 317.54 sq.ft.

SCALE:

1 : 80 mtrs.

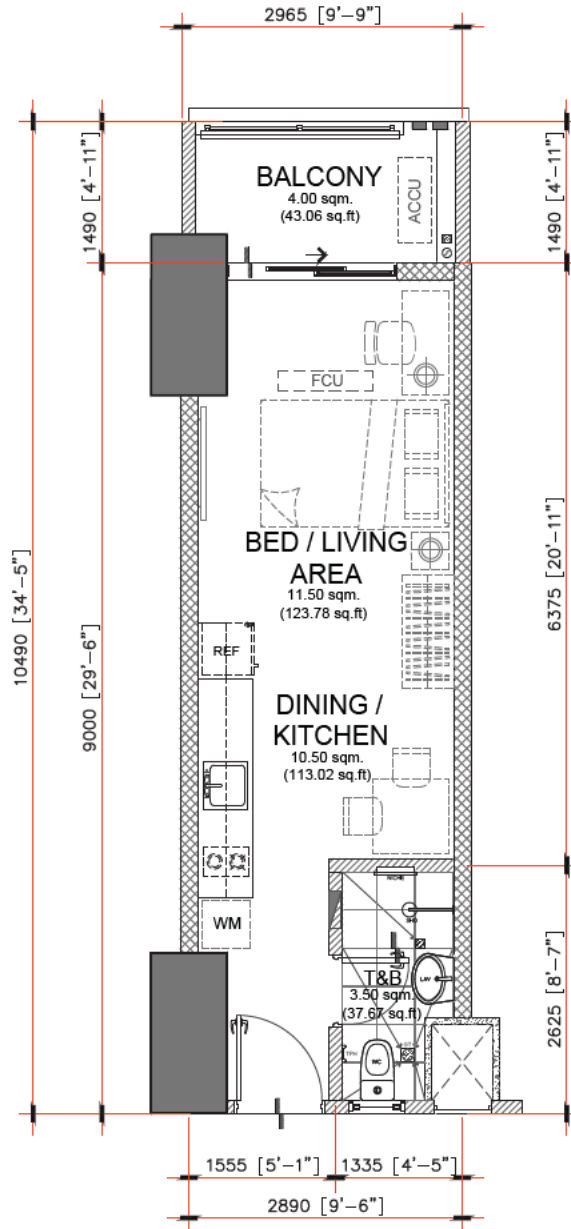
NOTE:


- DIMENSIONS & AREAS MAY VARY BASED ON ACTUAL SITE CONDITION.
- FURNITURE & APPLIANCES ARE NOT INCLUDED.
- FLOOR PLANS DEPICTED IN THIS MATERIAL ARE FOR ILLUSTRATION PURPOSES ONLY.
- ALL PLANS, DETAILS AND SPECIFICATIONS CONTAINED HEREIN ARE SUBJECT TO CHANGE WITHOUT PRIOR NOTICE AND DO NOT CONSTITUTE PART OF ANY OFFER OR CONTRACT.

INNER UNIT	AREA	
	SQ.MTR.	SQ.FT.
BED AREA/LIVING/DINING	13.50	145.31
KITCHEN	8.50	91.49
T&B	3.50	37.67
UNIT AREA	25.50	274.48
BALCONY	4.00	43.06
GR.FLR. AREA	29.50	317.54

NOTED BY:		
NOEL		07MAY24
ELMA		07May24
ANA		





NOTED BY:		
NOEL		1/30/26
ELMA		1/28/26
ANA		

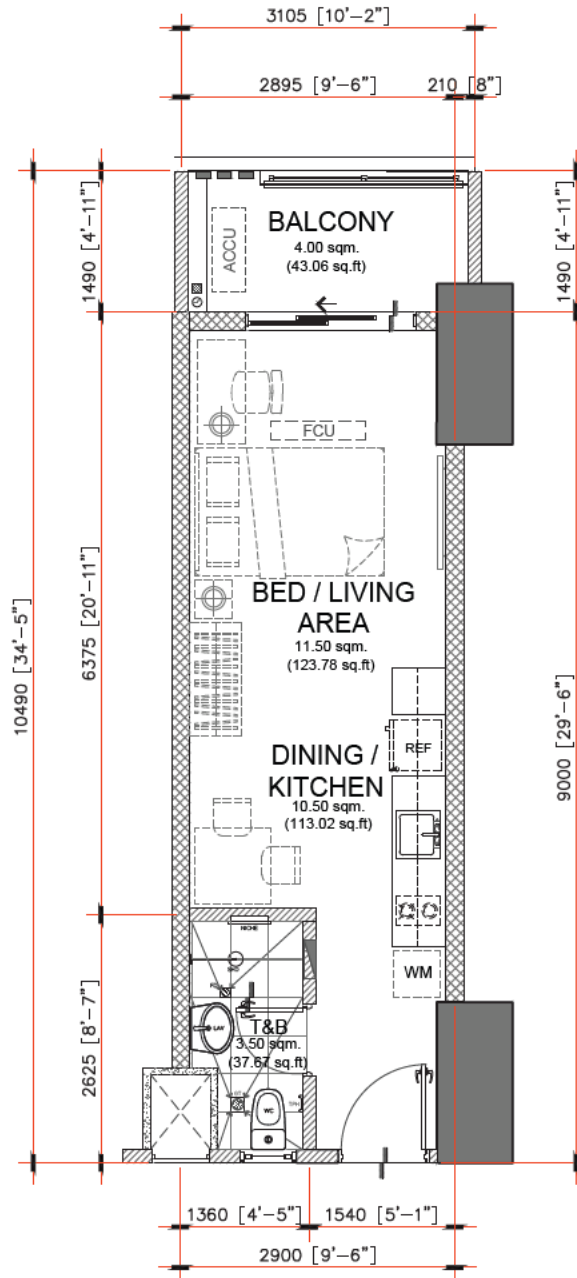
25.50 sq.m. STUDIO TYPE - G
INNER UNIT - 25.50 sq.m. / 274.48 sq.ft.
WITH BALCONY - 4.00 sq.m. / 43.06 sq.ft.
GROSS FLOOR AREA - 29.50 sq.m. / 317.54 sq.ft.

SCALE: 1 : 80 mtrs.

NOTE:

- DIMENSIONS & AREAS MAY VARY BASED ON ACTUAL SITE CONDITION.
- FURNITURE & APPLIANCES ARE NOT INCLUDED.
- FLOOR PLANS DEPICTED IN THIS MATERIAL ARE FOR ILLUSTRATION PURPOSES ONLY.
- ALL PLANS, DETAILS AND SPECIFICATIONS CONTAINED HEREIN ARE SUBJECT TO CHANGE WITHOUT PRIOR NOTICE AND DO NOT CONSTITUTE PART OF ANY OFFER OR CONTRACT.

INNER UNIT	AREA	
	SQ.MTR.	SQ.FT.
BED/LIVING AREA	11.50	123.78
DINING / KITCHEN	10.50	113.02
T&B	3.50	37.67
UNIT AREA	25.50	274.48
BALCONY	4.00	43.06
GR.FLR. AREA	29.50	317.54



NOTED BY:		
NOEL		1/30/26
ELMA		1/28/26
ANA		

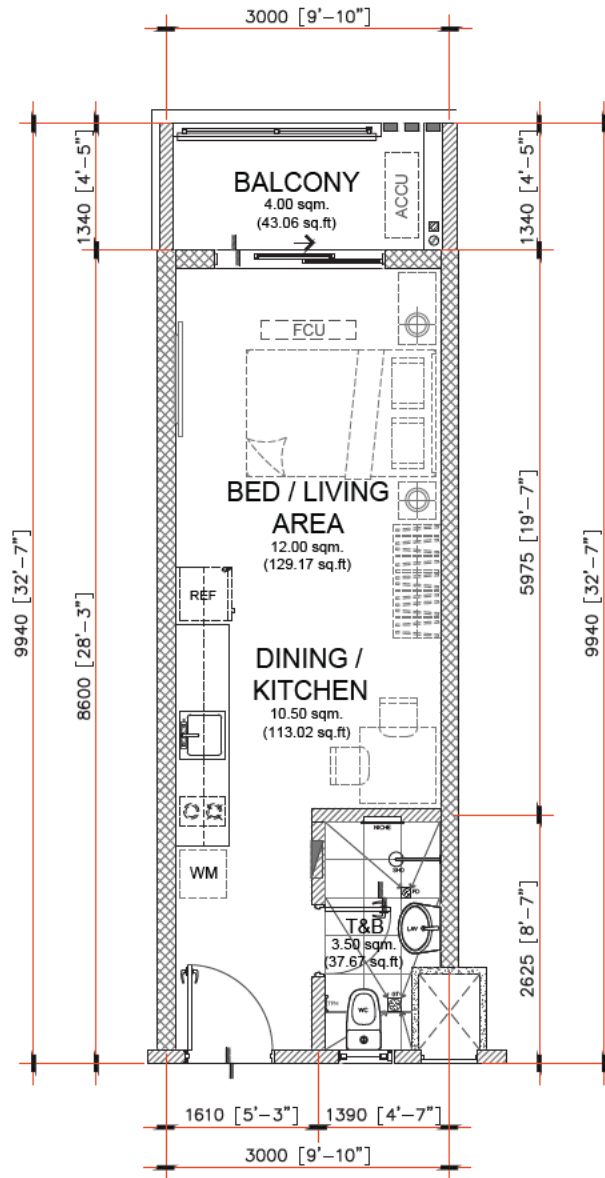
25.50 sq.m. STUDIO TYPE - H
 INNER UNIT - 25.50 sq.m. / 274.48 sq.ft.
 WITH BALCONY - 4.00 sq.m. / 43.06 sq.ft.
 GROSS FLOOR AREA - 29.50 sq.m. / 317.54 sq.ft.

SCALE: 1 : 80 mtrs.

NOTE:

- DIMENSIONS & AREAS MAY VARY BASED ON ACTUAL SITE CONDITION.
- FURNITURE & APPLIANCES ARE NOT INCLUDED.
- FLOOR PLANS DEPICTED IN THIS MATERIAL ARE FOR ILLUSTRATION PURPOSES ONLY.
- ALL PLANS, DETAILS AND SPECIFICATIONS CONTAINED HEREIN ARE SUBJECT TO CHANGE WITHOUT PRIOR NOTICE AND DO NOT CONSTITUTE PART OF ANY OFFER OR CONTRACT.

INNER UNIT	AREA	
	SQ.MTR.	SQ.FT.
BED / LIVING AREA	11.50	123.78
DINING / KITCHEN	10.50	113.02
T&B	3.50	37.67
UNIT AREA	25.50	274.48
BALCONY	4.00	43.06
GR.FLR. AREA	29.50	317.54



NOTED BY:		
NOEL		1/30/26
ELMA		1/28/26
ANA		

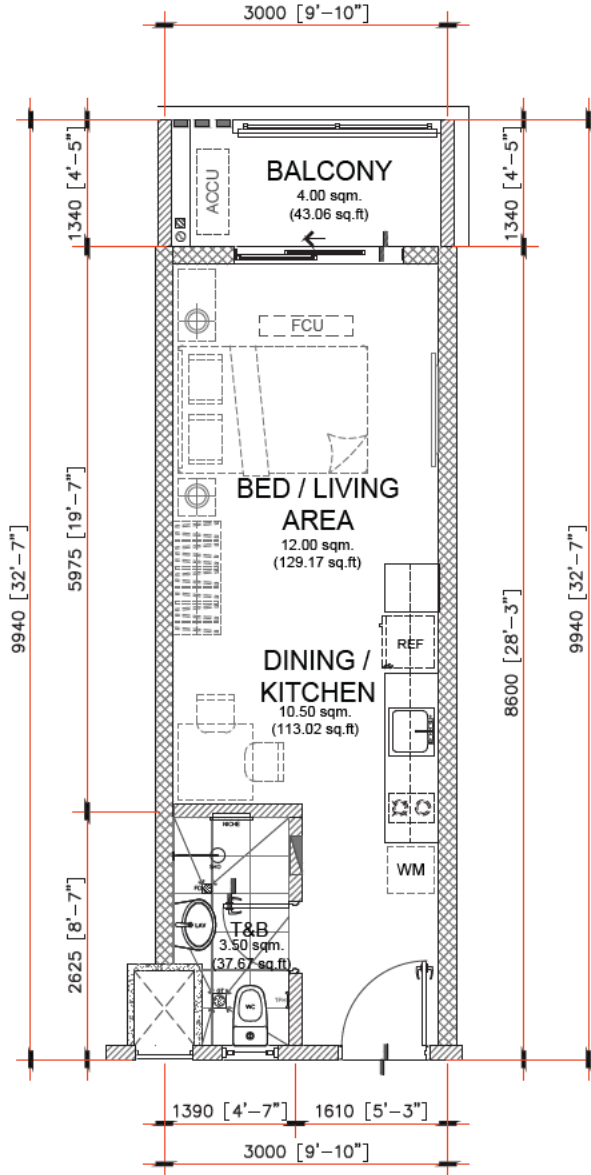
26.00 sq.m. STUDIO TYPE - I.1
 INNER UNIT - 26.00 sq.m. / 279.86 sq.ft.
 WITH BALCONY - 4.00 sq.m. / 43.06 sq.ft.
 GROSS FLOOR AREA - 30.00 sq.m. / 322.92 sq.ft.


SCALE: 1 : 80 mtrs.

NOTE:

- DIMENSIONS & AREAS MAY VARY BASED ON ACTUAL SITE CONDITION.
- FURNITURE & APPLIANCES ARE NOT INCLUDED.
- FLOOR PLANS DEPICTED IN THIS MATERIAL ARE FOR ILLUSTRATION PURPOSES ONLY.
- ALL PLANS, DETAILS AND SPECIFICATIONS CONTAINED HEREIN ARE SUBJECT TO CHANGE WITHOUT PRIOR NOTICE AND DO NOT CONSTITUTE PART OF ANY OFFER OR CONTRACT.

INNER UNIT	AREA	
	SQ.MTR.	SQ.FT.
BED / LIVING AREA	12.00	129.17
DINING / KITCHEN	10.50	113.02
T&B	3.50	37.67
UNIT AREA	26.00	279.86
BALCONY	4.00	43.06
GR.FLR. AREA	30.00	322.92



NOTED BY:		
NOEL		1/30/26
ELMA		1/28/26
ANA		

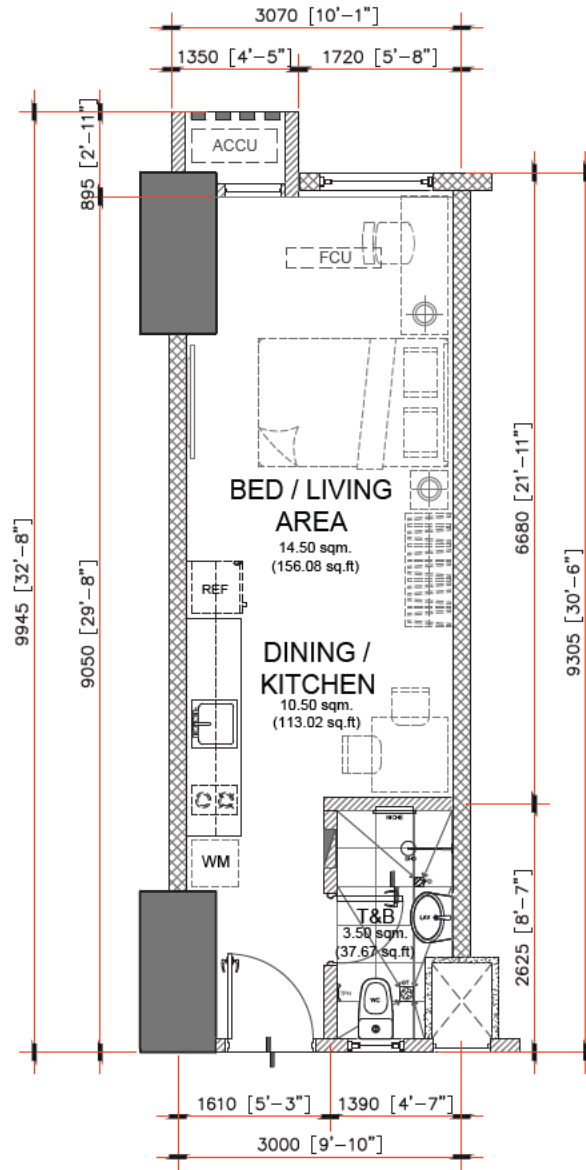
26.00 sq.m. STUDIO TYPE - I
 INNER UNIT - 26.00 sq.m. / 279.86 sq.ft.
 WITH BALCONY - 4.00 sq.m. / 43.06 sq.ft.
 GROSS FLOOR AREA - 30.00 sq.m. / 322.92 sq.ft.

SCALE: 1 : 80 mtrs.

NOTE:

- DIMENSIONS & AREAS MAY VARY BASED ON ACTUAL SITE CONDITION.
- FURNITURE & APPLIANCES ARE NOT INCLUDED.
- FLOOR PLANS DEPICTED IN THIS MATERIAL ARE FOR ILLUSTRATION PURPOSES ONLY.
- ALL PLANS, DETAILS AND SPECIFICATIONS CONTAINED HEREIN ARE SUBJECT TO CHANGE WITHOUT PRIOR NOTICE AND DO NOT CONSTITUTE PART OF ANY OFFER OR CONTRACT.

INNER UNIT	AREA	
	SQ.MTR.	SQ.FT.
BED / LIVING AREA	12.00	129.17
DINING / KITCHEN	10.50	113.02
T&B	3.50	37.67
UNIT AREA	26.00	279.86
BALCONY	4.00	43.06
GR.FLR. AREA	30.00	322.92



NOTED BY:		
NOEL		1/30/26
ELMA		1/28/26
ANA		

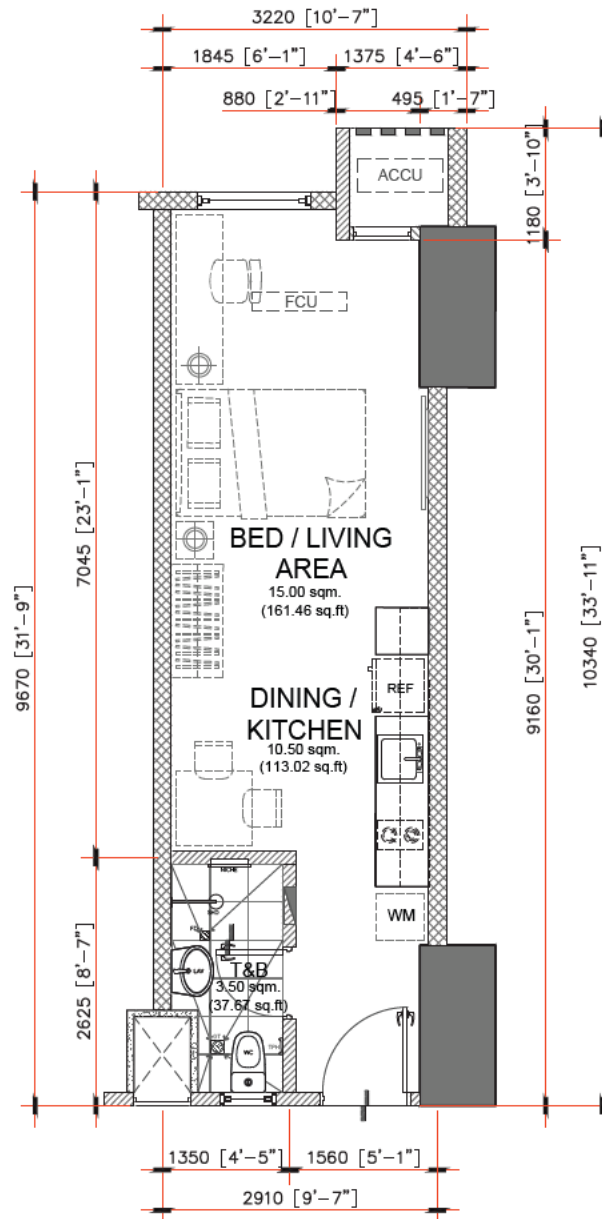
28.50 sq.m. STUDIO TYPE - J
INNER UNIT - 28.50 sq.m. / 306.77 sq.ft.
GROSS FLOOR AREA - 28.50 sq.m. / 306.77 sq.ft.

SCALE: 1 : 80 mtrs.

NOTE:

- DIMENSIONS & AREAS MAY VARY BASED ON ACTUAL SITE CONDITION.
- FURNITURE & APPLIANCES ARE NOT INCLUDED.
- FLOOR PLANS DEPICTED IN THIS MATERIAL ARE FOR ILLUSTRATION PURPOSES ONLY.
- ALL PLANS, DETAILS AND SPECIFICATIONS CONTAINED HEREIN ARE SUBJECT TO CHANGE WITHOUT PRIOR NOTICE AND DO NOT CONSTITUTE PART OF ANY OFFER OR CONTRACT.

INNER UNIT	AREA	
	SQ.MTR.	SQ.FT.
BED / LIVING AREA	14.50	156.08
DINING / KITCHEN	10.50	113.02
T&B	3.50	37.67
UNIT AREA	28.50	306.77
GR.FLR. AREA	28.50	306.77



NOTED BY:		
NOEL		1/30/26
ELMA		1/28/26
ANA		

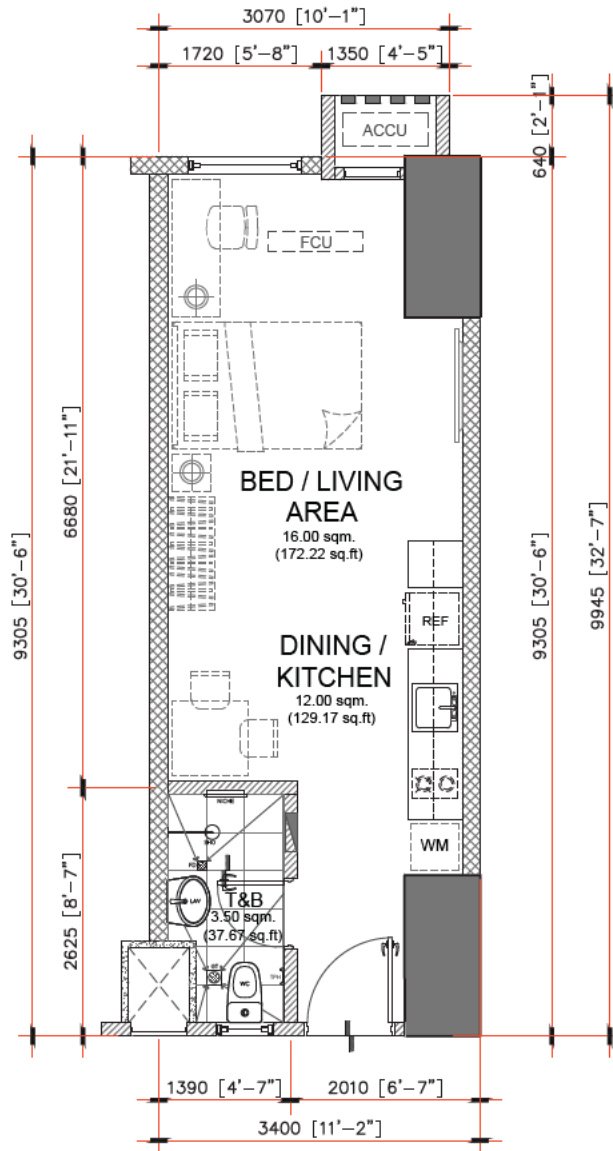
29.00 sq.m. STUDIO TYPE - K
INNER UNIT - 29.00 sq.m. / 312.15 sq.ft.
GROSS FLOOR AREA - 29.00 sq.m. / 312.15 sq.ft.


SCALE: 1 : 80 mtrs.

NOTE:

- DIMENSIONS & AREAS MAY VARY BASED ON ACTUAL SITE CONDITION.
- FURNITURE & APPLIANCES ARE NOT INCLUDED.
- FLOOR PLANS DEPICTED IN THIS MATERIAL ARE FOR ILLUSTRATION PURPOSES ONLY.
- ALL PLANS, DETAILS AND SPECIFICATIONS CONTAINED HEREIN ARE SUBJECT TO CHANGE WITHOUT PRIOR NOTICE AND DO NOT CONSTITUTE PART OF ANY OFFER OR CONTRACT.

INNER UNIT	AREA	
	SQ.MTR.	SQ.FT.
BED / LIVING AREA	15.00	161.46
DINING / KITCHEN	10.50	113.02
T&B	3.50	37.67
UNIT AREA	29.00	312.15
GR.FLR. AREA	29.00	312.15



NOTED BY:		
NOEL		1/30/26
ELMA		1/28/26
ANA		

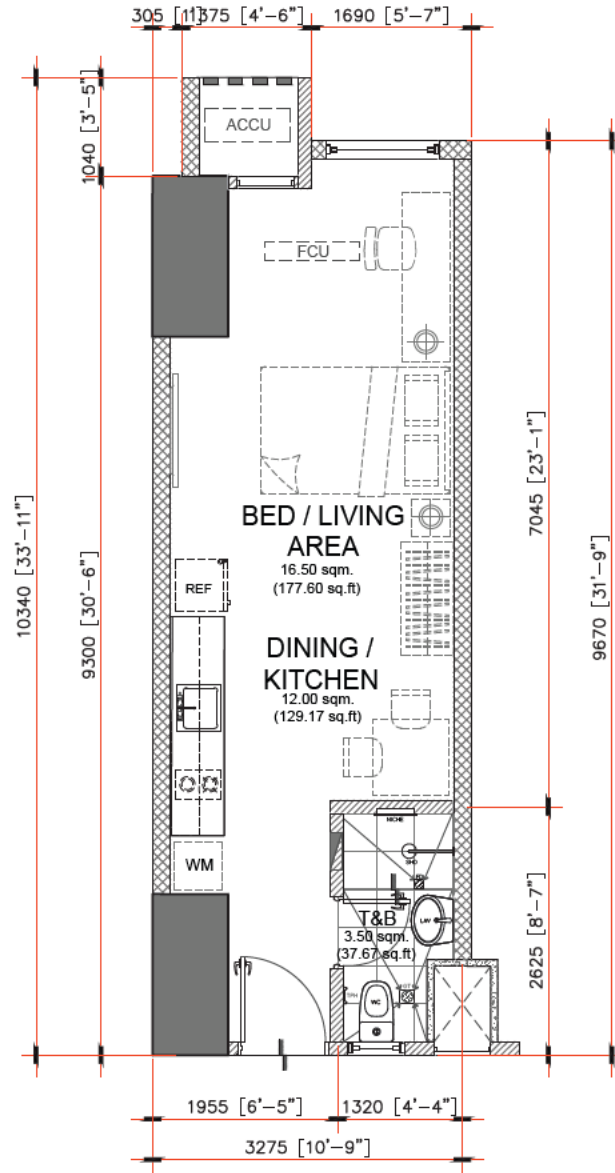
31.50 sq.m. STUDIO TYPE - L
INNER UNIT - 31.50 sq.m. / 339.06 sq.ft.
GROSS FLOOR AREA - 31.50 sq.m. / 339.06 sq.ft.

SCALE: 1 : 80 mtrs.

NOTE:

- DIMENSIONS & AREAS MAY VARY BASED ON ACTUAL SITE CONDITION.
- FURNITURE & APPLIANCES ARE NOT INCLUDED.
- FLOOR PLANS DEPICTED IN THIS MATERIAL ARE FOR ILLUSTRATION PURPOSES ONLY.
- ALL PLANS, DETAILS AND SPECIFICATIONS CONTAINED HEREIN ARE SUBJECT TO CHANGE WITHOUT PRIOR NOTICE AND DO NOT CONSTITUTE PART OF ANY OFFER OR CONTRACT.

INNER UNIT	AREA	
	SQ.MTR.	SQ.FT.
BED / LIVING AREA	16.00	172.22
DINING / KITCHEN	12.00	129.17
T&B	3.50	37.67
UNIT AREA	31.50	339.06
GR.FLR. AREA	31.50	339.06



NOTED BY:		
NOEL		1/30/26
ELMA		1/28/26
ANA		

32.00 sq.m. STUDIO TYPE - M
 INNER UNIT - 32.00 sq.m. / 344.45 sq.ft.
 GROSS FLOOR AREA - 32.00 sq.m. / 344.45 sq.ft.

SCALE: 1 : 80 mtrs.

NOTE:

- DIMENSIONS & AREAS MAY VARY BASED ON ACTUAL SITE CONDITION.
- FURNITURE & APPLIANCES ARE NOT INCLUDED.
- FLOOR PLANS DEPICTED IN THIS MATERIAL ARE FOR ILLUSTRATION PURPOSES ONLY.
- ALL PLANS, DETAILS AND SPECIFICATIONS CONTAINED HEREIN ARE SUBJECT TO CHANGE WITHOUT PRIOR NOTICE AND DO NOT CONSTITUTE PART OF ANY OFFER OR CONTRACT.

INNER UNIT	AREA	
	SQ.MTR.	SQ.FT.
BED / LIVING AREA	16.50	177.60
DINING / KITCHEN	12.00	129.17
T&B	3.50	37.67
UNIT AREA	32.00	344.45
GR.FLR. AREA	32.00	344.45