

NOTED BY:		
NOEL		1/30/26
ELMA		1/28/26
ANA		1/30

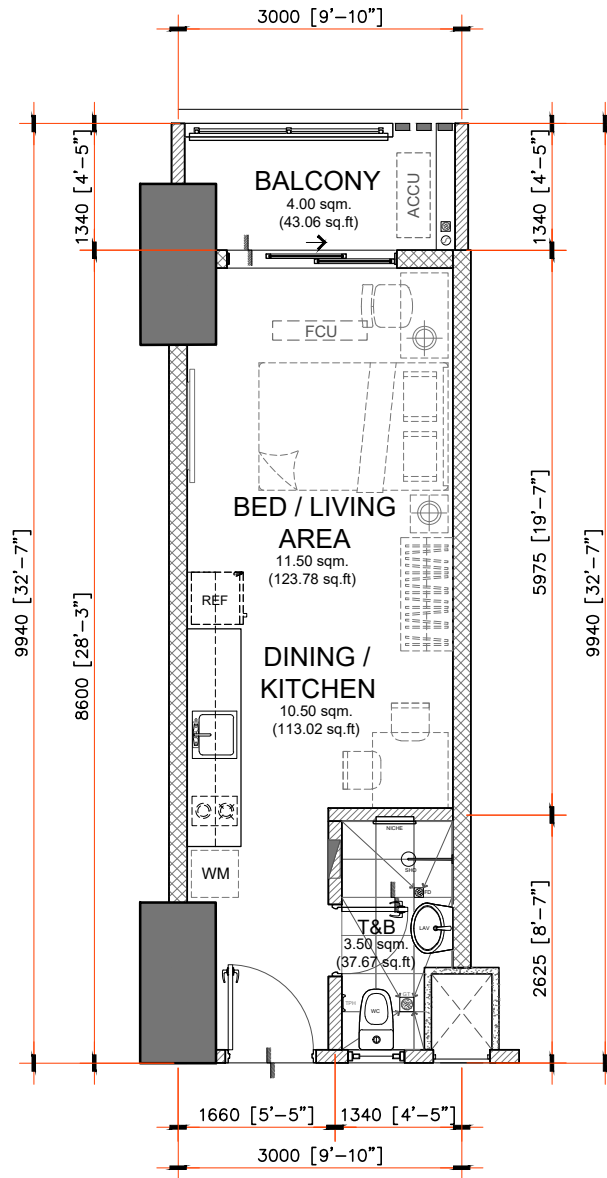
**25.50 sq.m. STUDIO TYPE - A**  
**INNER UNIT - 25.50 sq.m. / 274.48 sq.ft.**  
**WITH BALCONY - 3.50 sq.m. / 37.67 sq.ft.**  
**GROSS FLOOR AREA - 29.00 sq.m. / 312.15 sq.ft.**

SCALE: 1 : 80 mtrs.

NOTE:

- DIMENSIONS & AREAS MAY VARY BASED ON ACTUAL SITE CONDITION.
- FURNITURE & APPLIANCES ARE NOT INCLUDED.
- FLOOR PLANS DEPICTED IN THIS MATERIAL ARE FOR ILLUSTRATION PURPOSES ONLY.
- ALL PLANS, DETAILS AND SPECIFICATIONS CONTAINED HEREIN ARE SUBJECT TO CHANGE WITHOUT PRIOR NOTICE AND DO NOT CONSTITUTE PART OF ANY OFFER OR CONTRACT.

INNER UNIT	AREA	
	SQ.MTR.	SQ.FT.
BED / LIVING AREA	11.50	123.78
DINING / KITCHEN	10.50	113.02
T&B	3.50	37.67
UNIT AREA	25.50	274.48
BALCONY	3.50	37.67
GR.FLR. AREA	29.00	312.15



NOTED BY:		
NOEL		1/30/26
ELMA		1/28/26
ANA		1/30

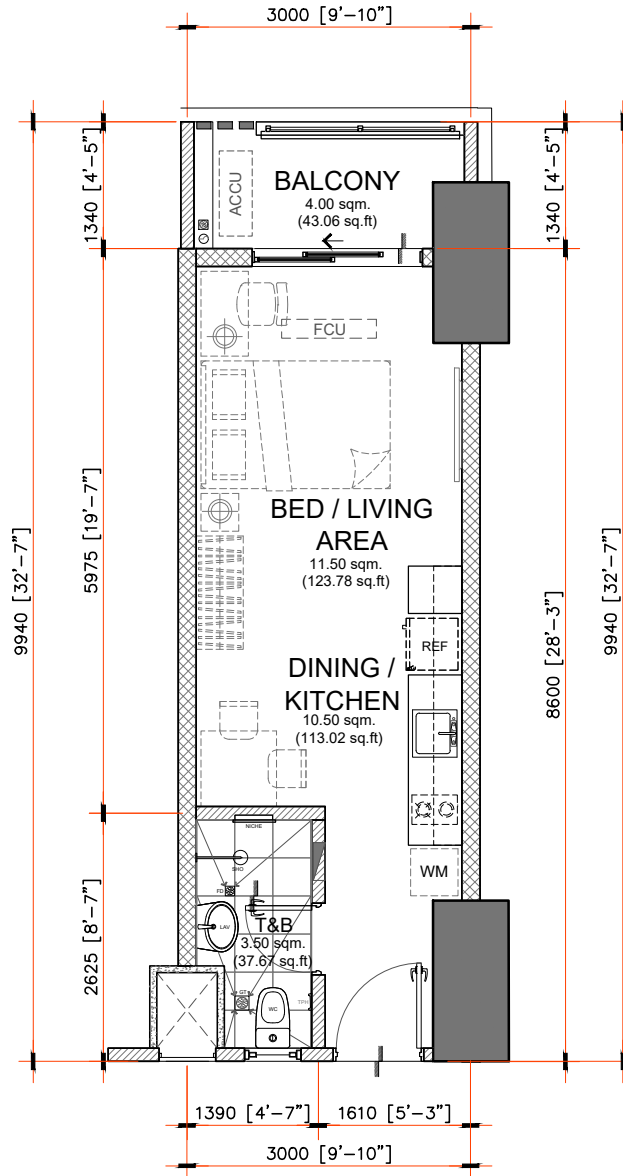
**25.50 sq.m. STUDIO TYPE - B.1**  
 INNER UNIT - 25.50 sq.m. / 274.48 sq.ft.  
 WITH BALCONY - 4.00 sq.m. / 43.06 sq.ft.  
 GROSS FLOOR AREA - 29.50 sq.m. / 317.54 sq.ft.

SCALE: 1 : 80 mtrs.

NOTE:

- DIMENSIONS & AREAS MAY VARY BASED ON ACTUAL SITE CONDITION.
- FURNITURE & APPLIANCES ARE NOT INCLUDED.
- FLOOR PLANS DEPICTED IN THIS MATERIAL ARE FOR ILLUSTRATION PURPOSES ONLY.
- ALL PLANS, DETAILS AND SPECIFICATIONS CONTAINED HEREIN ARE SUBJECT TO CHANGE WITHOUT PRIOR NOTICE AND DO NOT CONSTITUTE PART OF ANY OFFER OR CONTRACT.

INNER UNIT	AREA	
	SQ.MTR.	SQ.FT.
BED / LIVING AREA	11.50	123.78
DINING / KITCHEN	10.50	113.02
T&B	3.50	37.67
UNIT AREA	25.50	274.48
BALCONY	4.00	43.06
GR.FLR. AREA	29.50	317.54



NOTED BY:		
NOEL		1/30/26
ELMA		1/28/26
ANA		1/30

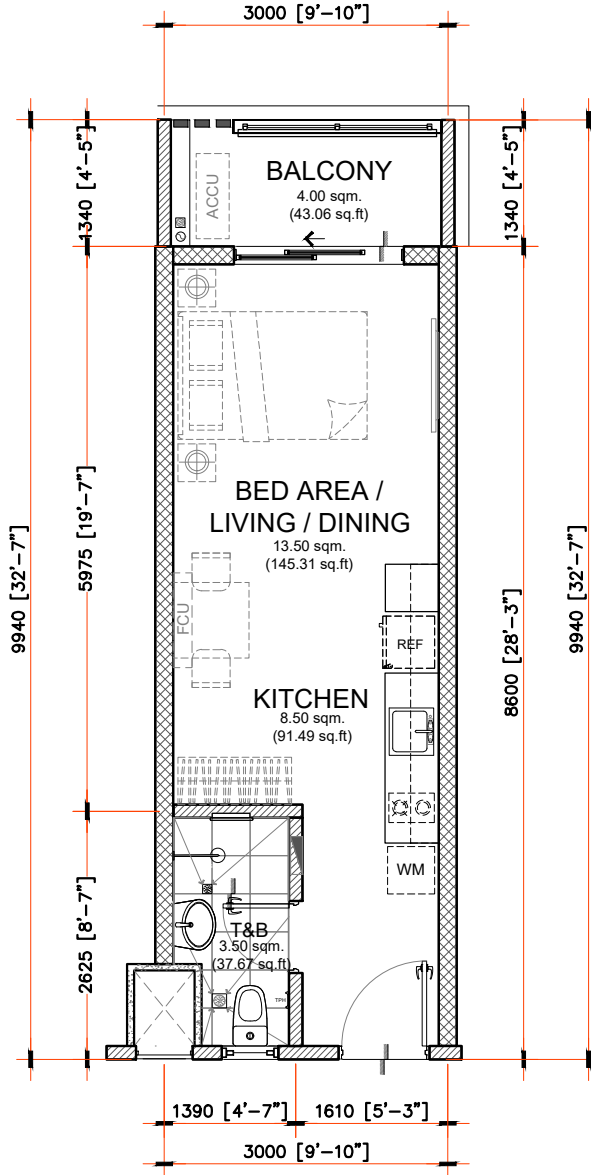
**25.50 sq.m. STUDIO TYPE - B**  
 INNER UNIT - 25.50 sq.m. / 274.48 sq.ft.  
 WITH BALCONY - 4.00 sq.m. / 43.06 sq.ft.  
 GROSS FLOOR AREA - 29.50 sq.m. / 317.54 sq.ft.

SCALE: 1 : 80 mtrs.

NOTE:

- DIMENSIONS & AREAS MAY VARY BASED ON ACTUAL SITE CONDITION.
- FURNITURE & APPLIANCES ARE NOT INCLUDED.
- FLOOR PLANS DEPICTED IN THIS MATERIAL ARE FOR ILLUSTRATION PURPOSES ONLY.
- ALL PLANS, DETAILS AND SPECIFICATIONS CONTAINED HEREIN ARE SUBJECT TO CHANGE WITHOUT PRIOR NOTICE AND DO NOT CONSTITUTE PART OF ANY OFFER OR CONTRACT.

INNER UNIT	AREA	
	SQ.MTR.	SQ.FT.
BED/LIVING AREA	11.50	123.78
DINING/ KITCHEN	10.50	113.02
T&B	3.50	37.67
UNIT AREA	25.50	274.48
BALCONY	4.00	43.06
GR.FLR. AREA	29.50	317.54



NOTED BY:	
NOEL	<i>[Signature]</i> 07MAY24
ELMA	<i>[Signature]</i> 07May24
ANA	<i>[Signature]</i> 5/17

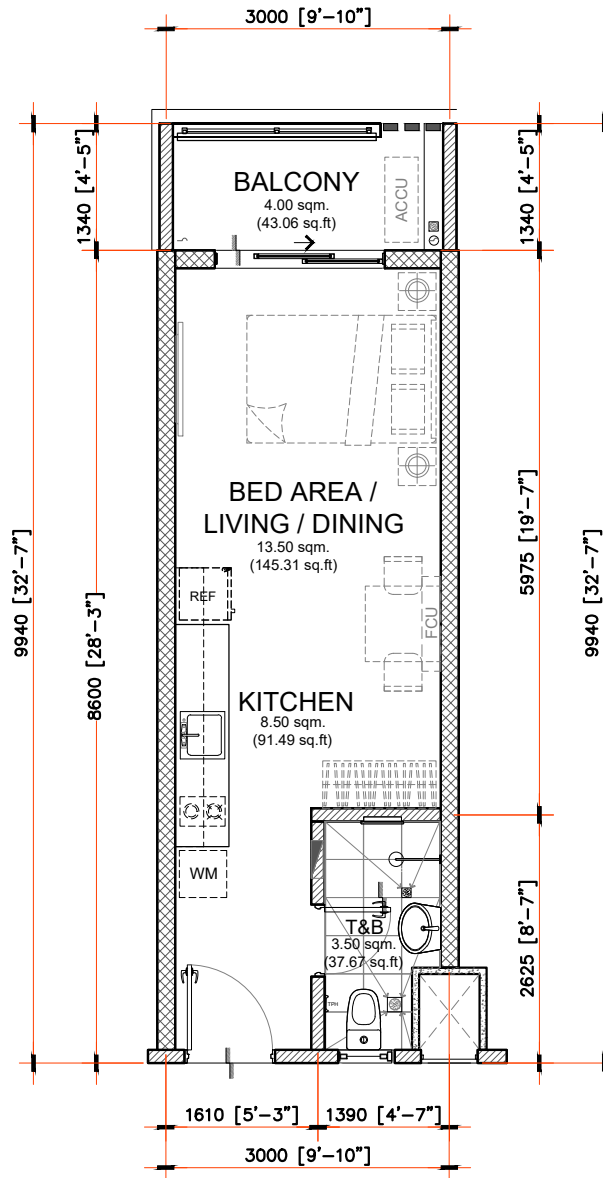
**25.50 sq.m. STUDIO TYPE - C**  
 INNER UNIT - 25.50 sq.m. / 274.48 sq.ft.  
 WITH BALCONY - 4.00 sq.m. / 43.06 sq.ft.  
 GROSS FLOOR AREA - 29.50 sq.m. / 317.54 sq.ft.

SCALE: 1 : 80 mtrs.

NOTE:

- DIMENSIONS & AREAS MAY VARY BASED ON ACTUAL SITE CONDITION.
- FURNITURE & APPLIANCES ARE NOT INCLUDED.
- FLOOR PLANS DEPICTED IN THIS MATERIAL ARE FOR ILLUSTRATION PURPOSES ONLY.
- ALL PLANS, DETAILS AND SPECIFICATIONS CONTAINED HEREIN ARE SUBJECT TO CHANGE WITHOUT PRIOR NOTICE AND DO NOT CONSTITUTE PART OF ANY OFFER OR CONTRACT.

INNER UNIT	AREA	
	SQ.MTR.	SQ.FT.
BED AREA/LIVING/DINING	13.50	145.31
KITCHEN	8.50	91.49
T&B	3.50	37.67
UNIT AREA	25.50	274.48
BALCONY	4.00	43.06
GR.FLR. AREA	29.50	317.54



**25.50 sq.m. STUDIO TYPE - C.1**  
 INNER UNIT - 25.50 sq.m. / 274.48 sq.ft.  
 WITH BALCONY - 4.00 sq.m. / 43.06 sq.ft.  
 GROSS FLOOR AREA - 29.50 sq.m. / 317.54 sq.ft.

SCALE: 1 : 80 mtrs.

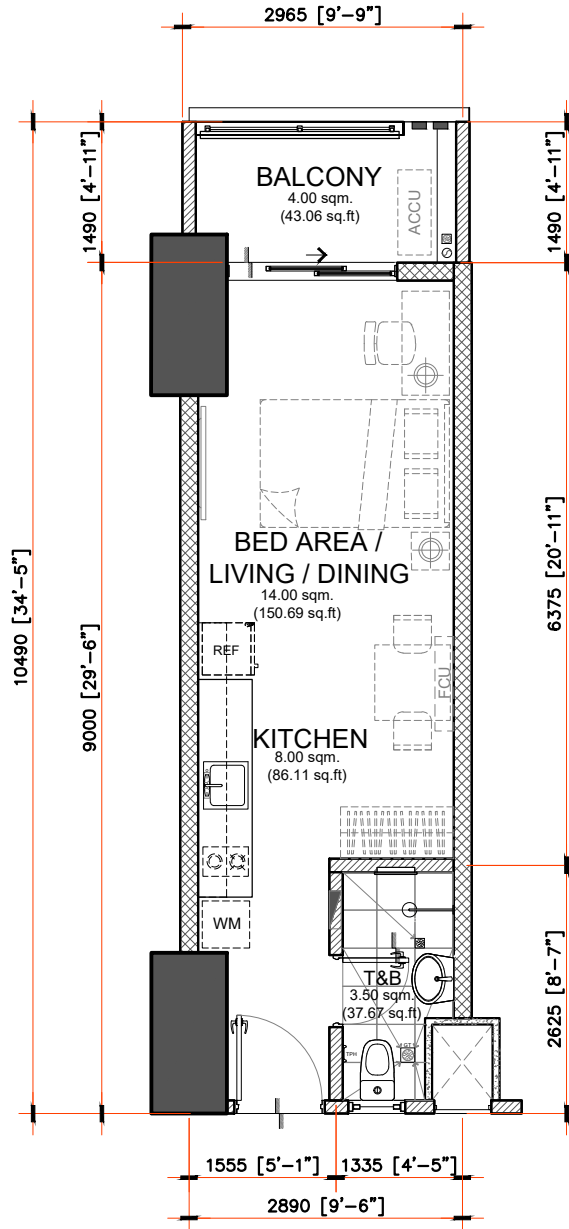
NOTE:

- DIMENSIONS & AREAS MAY VARY BASED ON ACTUAL SITE CONDITION.
- FURNITURE & APPLIANCES ARE NOT INCLUDED.
- FLOOR PLANS DEPICTED IN THIS MATERIAL ARE FOR ILLUSTRATION PURPOSES ONLY.
- ALL PLANS, DETAILS AND SPECIFICATIONS CONTAINED HEREIN ARE SUBJECT TO CHANGE WITHOUT PRIOR NOTICE AND DO NOT CONSTITUTE PART OF ANY OFFER OR CONTRACT.

INNER UNIT	AREA	
	SQ.MTR.	SQ.FT.
BED AREA/LIVING/DINING	13.50	145.31
KITCHEN	8.50	91.49
T&B	3.50	37.67
UNIT AREA	25.50	274.48
BALCONY	4.00	43.06
GR.FLR. AREA	29.50	317.54

NOTED BY:	
NOEL	<i>[Signature]</i> 07MAY24
ELMA	<i>[Signature]</i> 07May24
ANA	<i>[Signature]</i> 5/17





INNER UNIT	AREA	
	SQ.MTR.	SQ.FT.
BED AREA/LIVING/DINING	14.00	150.69
KITCHEN	8.00	86.11
T&B	3.50	37.67
UNIT AREA	25.50	274.48
BALCONY	4.00	43.06
GR.FLR. AREA	29.50	317.54

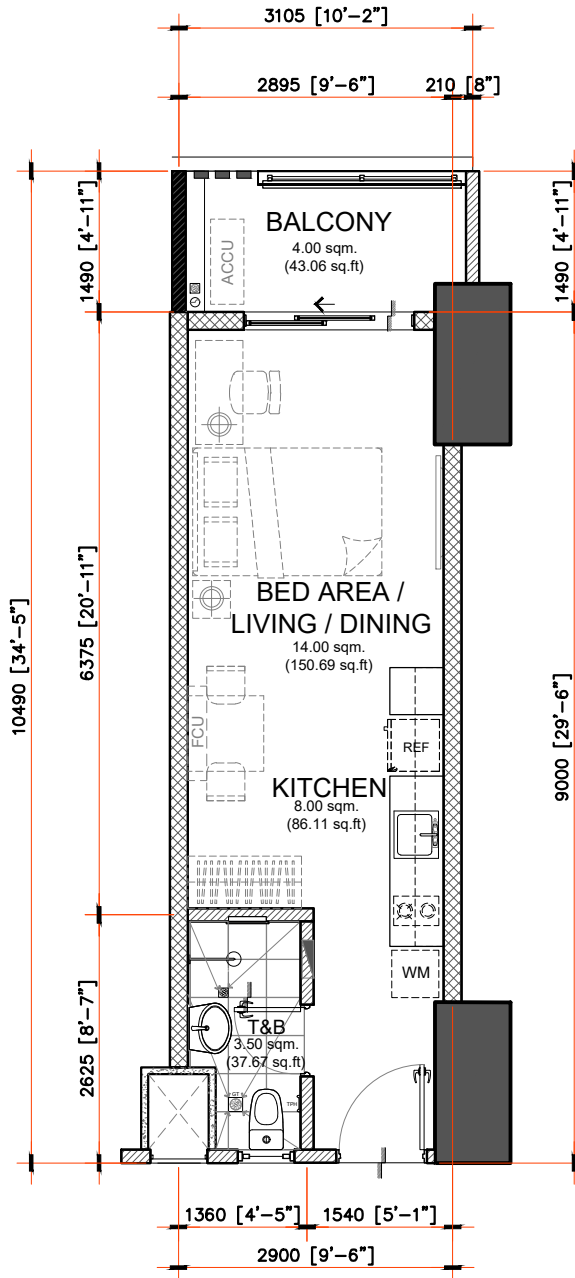
**25.50 sq.m. STUDIO TYPE - D**  
**INNER UNIT - 25.50 sq.m. / 274.48 sq.ft.**  
**WITH BALCONY - 4.00 sq.m. / 43.06 sq.ft.**  
**GROSS FLOOR AREA - 29.50 sq.m. / 317.54 sq.ft.**

SCALE: 1 : 80 mtrs.

NOTE:

- DIMENSIONS & AREAS MAY VARY BASED ON ACTUAL SITE CONDITION.
- FURNITURE & APPLIANCES ARE NOT INCLUDED.
- FLOOR PLANS DEPICTED IN THIS MATERIAL ARE FOR ILLUSTRATION PURPOSES ONLY.
- ALL PLANS, DETAILS AND SPECIFICATIONS CONTAINED HEREIN ARE SUBJECT TO CHANGE WITHOUT PRIOR NOTICE AND DO NOT CONSTITUTE PART OF ANY OFFER OR CONTRACT.

NOTED BY:		
NOEL		07MAY24
ELMA		07May24
ANA		5/17



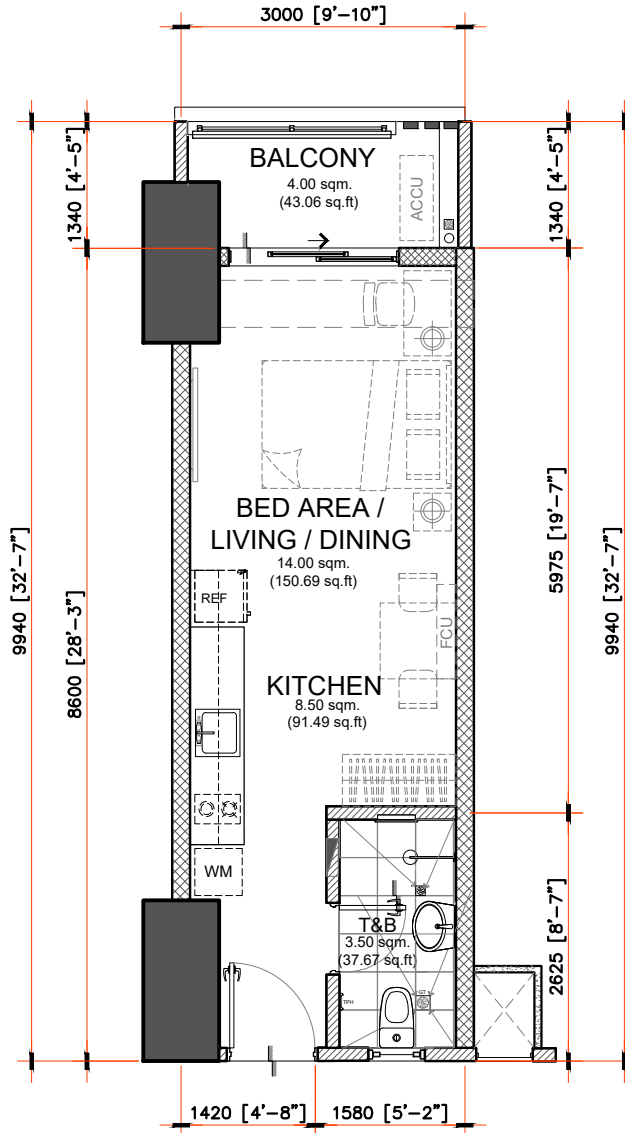
NOTED BY:	
NOEL	<i>[Signature]</i> 07MAY24
ELMA	<i>[Signature]</i> 07May24
ANA	<i>[Signature]</i> 5/17

**25.50 sq.m. STUDIO TYPE - E**  
 INNER UNIT - 25.50 sq.m. / 274.48 sq.ft.  
 WITH BALCONY - 4.00 sq.m. / 43.06 sq.ft.  
 GROSS FLOOR AREA - 29.50 sq.m. / 317.54 sq.ft.

INNER UNIT	AREA	
	SQ.MTR.	SQ.FT.
BED AREA/LIVING/DINING	14.00	150.69
KITCHEN	8.00	86.11
T&B	3.50	37.67
UNIT AREA	25.50	274.48
BALCONY	4.00	43.06
GR.FLR. AREA	29.50	317.54

NOTE:

- DIMENSIONS & AREAS MAY VARY BASED ON ACTUAL SITE CONDITION.
- FURNITURE & APPLIANCES ARE NOT INCLUDED.
- FLOOR PLANS DEPICTED IN THIS MATERIAL ARE FOR ILLUSTRATION PURPOSES ONLY.
- ALL PLANS, DETAILS AND SPECIFICATIONS CONTAINED HEREIN ARE SUBJECT TO CHANGE WITHOUT PRIOR NOTICE AND DO NOT CONSTITUTE PART OF ANY OFFER OR CONTRACT.



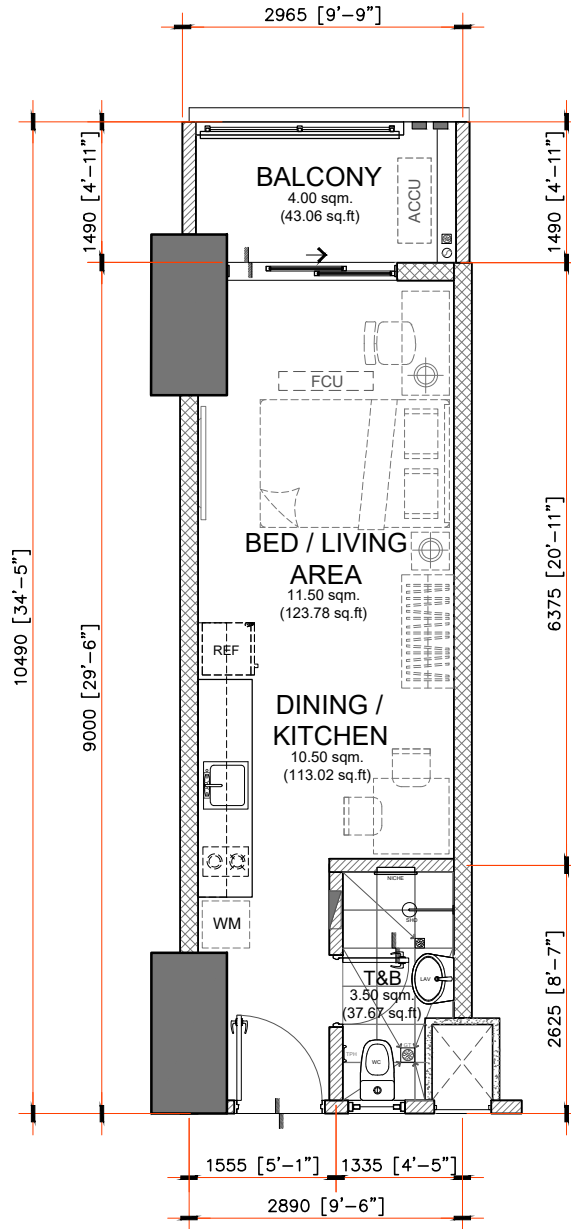
**26.00 sq.m. STUDIO TYPE - F**  
 INNER UNIT - 26.00 sq.m. / 279.86 sq.ft.  
 WITH BALCONY - 4.00 sq.m. / 43.06 sq.ft.  
 GROSS FLOOR AREA - 30.00 sq.m. / 322.92 sq.ft.




INNER UNIT	AREA	
	SQ.MTR.	SQ.FT.
BED AREA/LIVING/DINING	14.00	150.69
KITCHEN	8.50	91.49
T&B	3.50	37.67
UNIT AREA	26.00	279.86
BALCONY	4.00	43.06
GR.FLR. AREA	30.00	322.92

NOTED BY:	
NOEL	<i>[Signature]</i> 07MAY24
ELMA	<i>[Signature]</i> 07May24
ANA	<i>[Signature]</i> S/PT

NOTE:

- DIMENSIONS & AREAS MAY VARY BASED ON ACTUAL SITE CONDITION.
- FURNITURE & APPLIANCES ARE NOT INCLUDED.
- FLOOR PLANS DEPICTED IN THIS MATERIAL ARE FOR ILLUSTRATION PURPOSES ONLY.
- ALL PLANS, DETAILS AND SPECIFICATIONS CONTAINED HEREIN ARE SUBJECT TO CHANGE WITHOUT PRIOR NOTICE AND DO NOT CONSTITUTE PART OF ANY OFFER OR CONTRACT.



NOTED BY:		
NOEL		1/30/26
ELMA		1/28/26
ANA		1/30

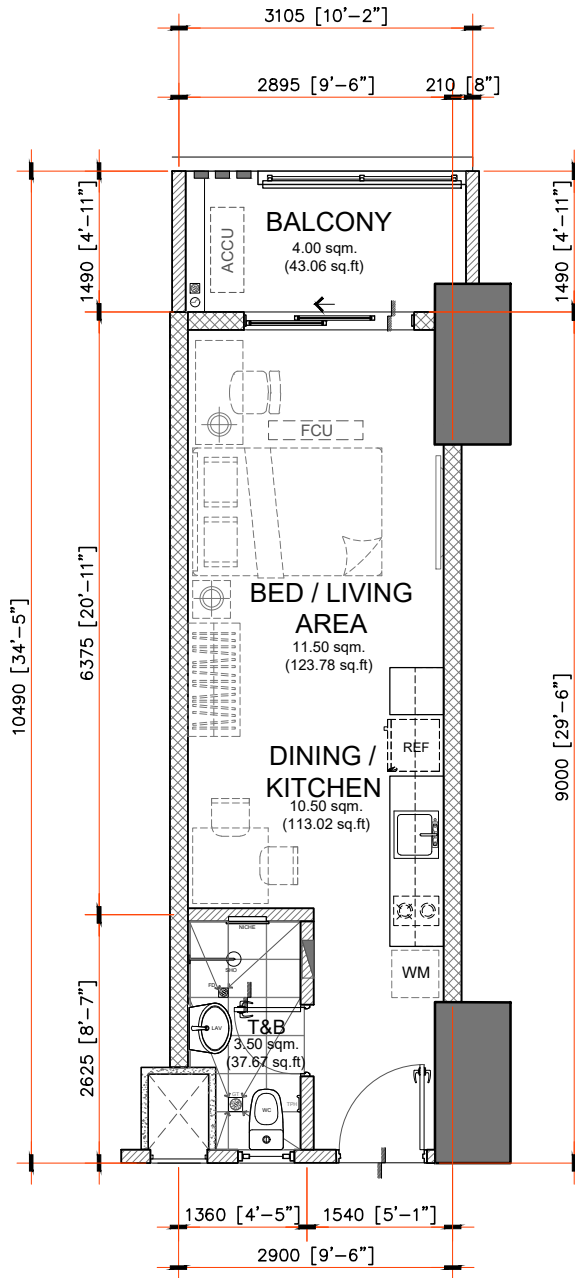
**25.50 sq.m. STUDIO TYPE - G**  
**INNER UNIT - 25.50 sq.m. / 274.48 sq.ft.**  
**WITH BALCONY - 4.00 sq.m. / 43.06 sq.ft.**  
**GROSS FLOOR AREA - 29.50 sq.m. / 317.54 sq.ft.**




SCALE: 1 : 80 mtrs.

NOTE:

- DIMENSIONS & AREAS MAY VARY BASED ON ACTUAL SITE CONDITION.
- FURNITURE & APPLIANCES ARE NOT INCLUDED.
- FLOOR PLANS DEPICTED IN THIS MATERIAL ARE FOR ILLUSTRATION PURPOSES ONLY.
- ALL PLANS, DETAILS AND SPECIFICATIONS CONTAINED HEREIN ARE SUBJECT TO CHANGE WITHOUT PRIOR NOTICE AND DO NOT CONSTITUTE PART OF ANY OFFER OR CONTRACT.

INNER UNIT	AREA	
	SQ.MTR.	SQ.FT.
BED/LIVING AREA	11.50	123.78
DINING / KITCHEN	10.50	113.02
T&B	3.50	37.67
UNIT AREA	25.50	274.48
BALCONY	4.00	43.06
GR.FLR. AREA	29.50	317.54



NOTED BY:		
NOEL		1/30/26
ELMA		1/28/26
ANA		1/30

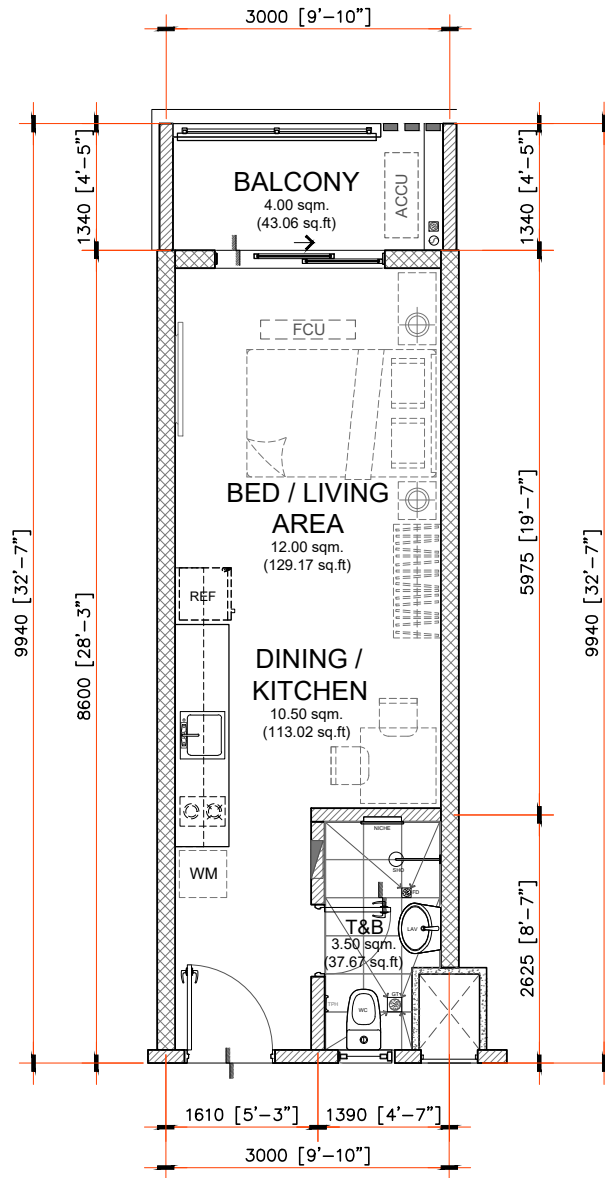
**25.50 sq.m. STUDIO TYPE - H**  
 INNER UNIT - 25.50 sq.m. / 274.48 sq.ft.  
 WITH BALCONY - 4.00 sq.m. / 43.06 sq.ft.  
 GROSS FLOOR AREA - 29.50 sq.m. / 317.54 sq.ft.




SCALE: 1 : 80 mtrs.

NOTE:

- DIMENSIONS & AREAS MAY VARY BASED ON ACTUAL SITE CONDITION.
- FURNITURE & APPLIANCES ARE NOT INCLUDED.
- FLOOR PLANS DEPICTED IN THIS MATERIAL ARE FOR ILLUSTRATION PURPOSES ONLY.
- ALL PLANS, DETAILS AND SPECIFICATIONS CONTAINED HEREIN ARE SUBJECT TO CHANGE WITHOUT PRIOR NOTICE AND DO NOT CONSTITUTE PART OF ANY OFFER OR CONTRACT.

INNER UNIT	AREA	
	SQ.MTR.	SQ.FT.
BED / LIVING AREA	11.50	123.78
DINING / KITCHEN	10.50	113.02
T&B	3.50	37.67
UNIT AREA	25.50	274.48
BALCONY	4.00	43.06
GR.FLR. AREA	29.50	317.54



NOTED BY:		
NOEL		1/30/26
ELMA		1/28/26
ANA		1/30

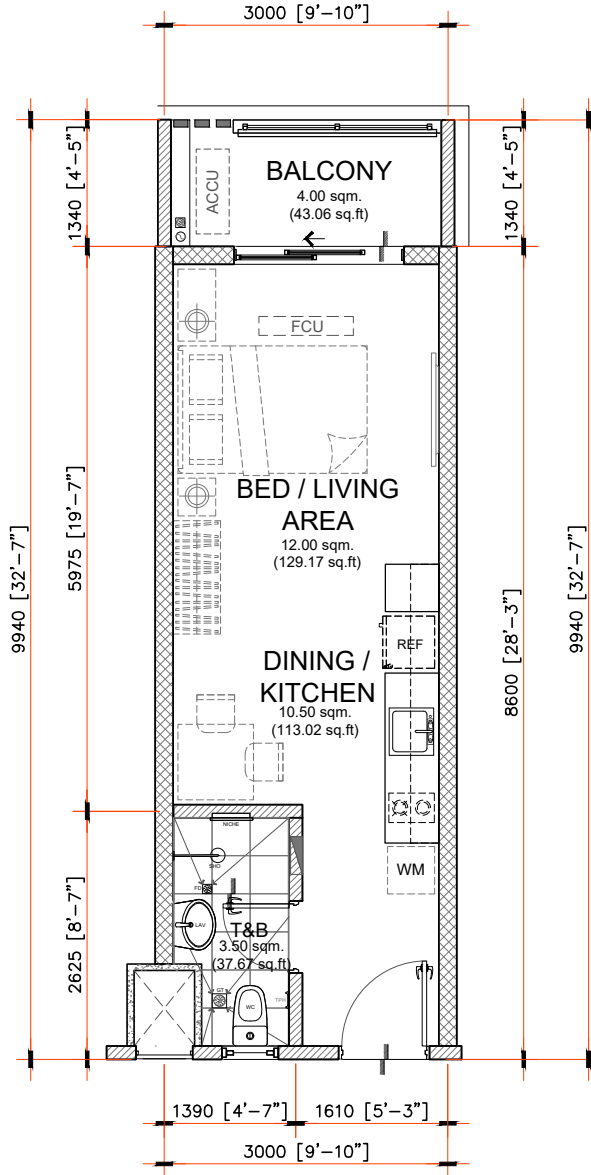
**26.00 sq.m. STUDIO TYPE - I.1**  
 INNER UNIT - 26.00 sq.m. / 279.86 sq.ft.  
 WITH BALCONY - 4.00 sq.m. / 43.06 sq.ft.  
 GROSS FLOOR AREA - 30.00 sq.m. / 322.92 sq.ft.




SCALE: 1 : 80 mtrs.

NOTE:

- DIMENSIONS & AREAS MAY VARY BASED ON ACTUAL SITE CONDITION.
- FURNITURE & APPLIANCES ARE NOT INCLUDED.
- FLOOR PLANS DEPICTED IN THIS MATERIAL ARE FOR ILLUSTRATION PURPOSES ONLY.
- ALL PLANS, DETAILS AND SPECIFICATIONS CONTAINED HEREIN ARE SUBJECT TO CHANGE WITHOUT PRIOR NOTICE AND DO NOT CONSTITUTE PART OF ANY OFFER OR CONTRACT.

INNER UNIT	AREA	
	SQ.MTR.	SQ.FT.
BED / LIVING AREA	12.00	129.17
DINING / KITCHEN	10.50	113.02
T&B	3.50	37.67
UNIT AREA	26.00	279.86
BALCONY	4.00	43.06
GR.FLR. AREA	30.00	322.92



NOTED BY:		
NOEL		1/30/26
ELMA		1/28/26
ANA		1/30

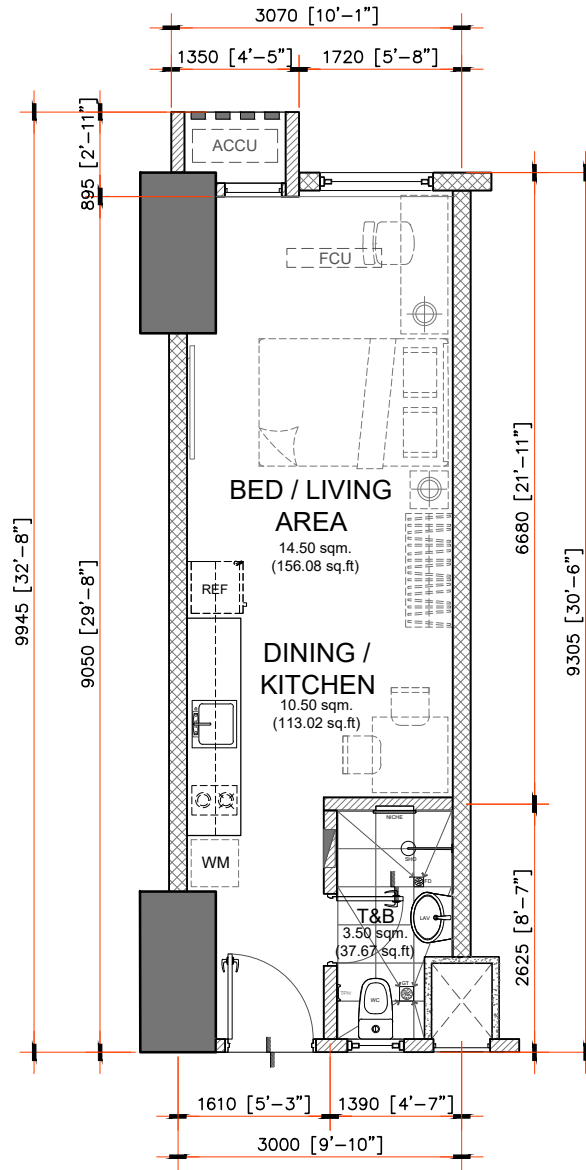
**26.00 sq.m. STUDIO TYPE - I**  
 INNER UNIT - 26.00 sq.m. / 279.86 sq.ft.  
 WITH BALCONY - 4.00 sq.m. / 43.06 sq.ft.  
 GROSS FLOOR AREA - 30.00 sq.m. / 322.92 sq.ft.




SCALE: 1 : 80 mtrs.

NOTE:

- DIMENSIONS & AREAS MAY VARY BASED ON ACTUAL SITE CONDITION.
- FURNITURE & APPLIANCES ARE NOT INCLUDED.
- FLOOR PLANS DEPICTED IN THIS MATERIAL ARE FOR ILLUSTRATION PURPOSES ONLY.
- ALL PLANS, DETAILS AND SPECIFICATIONS CONTAINED HEREIN ARE SUBJECT TO CHANGE WITHOUT PRIOR NOTICE AND DO NOT CONSTITUTE PART OF ANY OFFER OR CONTRACT.

INNER UNIT	AREA	
	SQ.MTR.	SQ.FT.
BED / LIVING AREA	12.00	129.17
DINING / KITCHEN	10.50	113.02
T&B	3.50	37.67
UNIT AREA	26.00	279.86
BALCONY	4.00	43.06
GR.FLR. AREA	30.00	322.92



NOTED BY:		
NOEL		1/30/26
ELMA		1/28/26
ANA		1/30

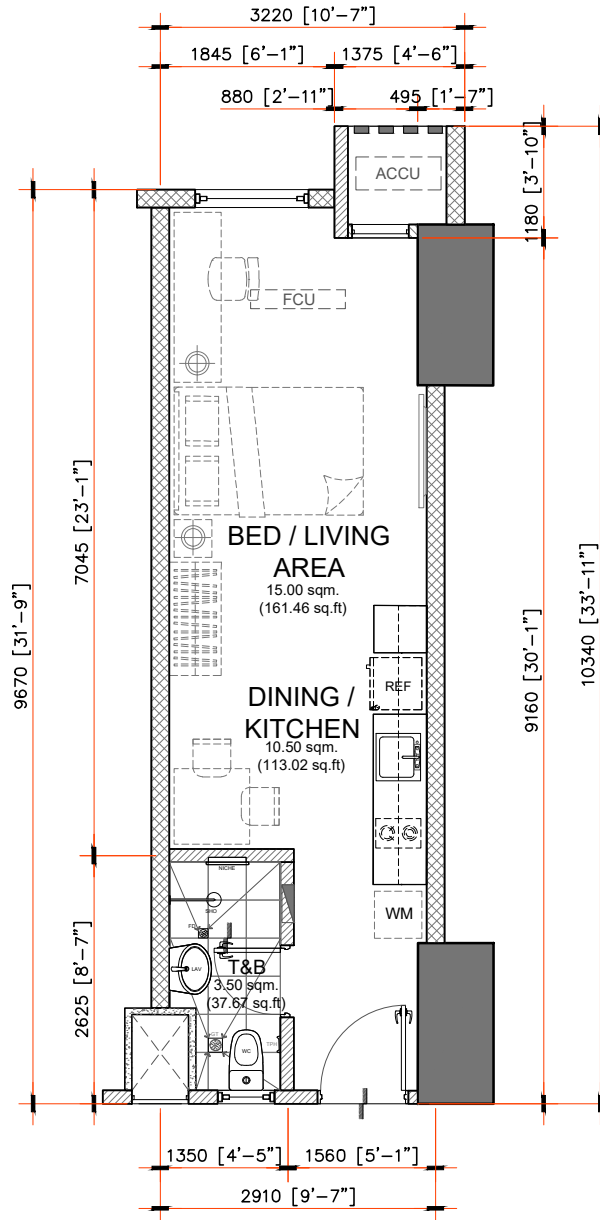
**28.50 sq.m. STUDIO TYPE - J**  
 INNER UNIT - 28.50 sq.m. / 306.77 sq.ft.  
 GROSS FLOOR AREA - 28.50 sq.m. / 306.77 sq.ft.




SCALE: 1 : 80 mtrs.

NOTE:

- DIMENSIONS & AREAS MAY VARY BASED ON ACTUAL SITE CONDITION.
- FURNITURE & APPLIANCES ARE NOT INCLUDED.
- FLOOR PLANS DEPICTED IN THIS MATERIAL ARE FOR ILLUSTRATION PURPOSES ONLY.
- ALL PLANS, DETAILS AND SPECIFICATIONS CONTAINED HEREIN ARE SUBJECT TO CHANGE WITHOUT PRIOR NOTICE AND DO NOT CONSTITUTE PART OF ANY OFFER OR CONTRACT.

INNER UNIT	AREA	
	SQ.MTR.	SQ.FT.
BED / LIVING AREA	14.50	156.08
DINING / KITCHEN	10.50	113.02
T&B	3.50	37.67
UNIT AREA	28.50	306.77
GR.FLR. AREA	28.50	306.77



NOTED BY:		
NOEL		1/30/26
ELMA		1/28/26
ANA		1/30

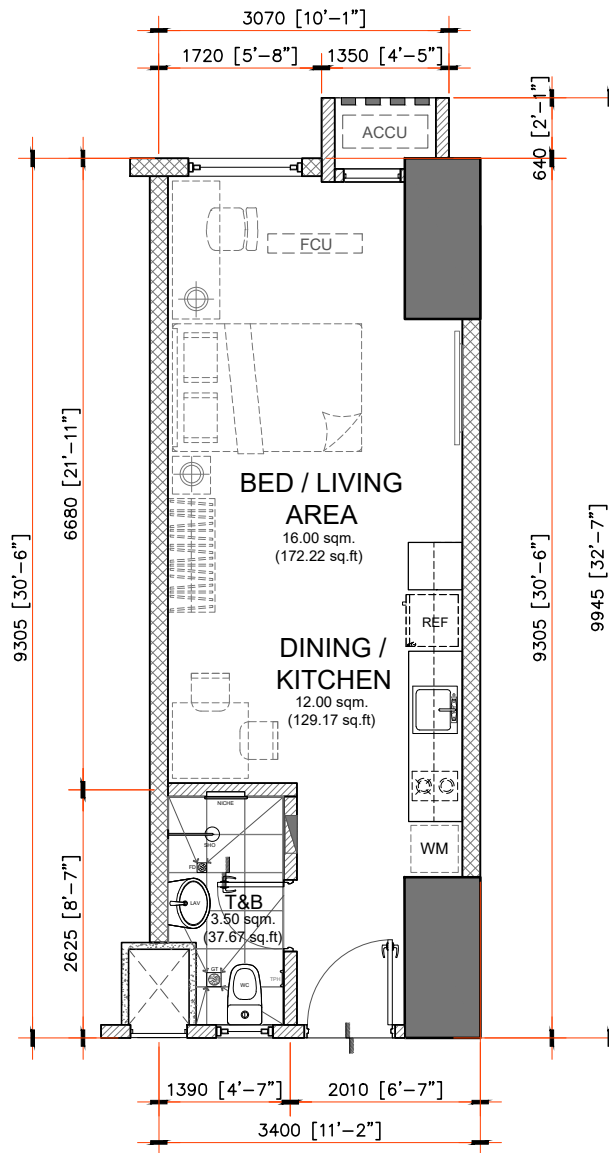
**29.00 sq.m. STUDIO TYPE - K**  
 INNER UNIT - 29.00 sq.m. / 312.15 sq.ft.  
 GROSS FLOOR AREA - 29.00 sq.m. / 312.15 sq.ft.




SCALE: 1 : 80 mtrs.

NOTE:

- DIMENSIONS & AREAS MAY VARY BASED ON ACTUAL SITE CONDITION.
- FURNITURE & APPLIANCES ARE NOT INCLUDED.
- FLOOR PLANS DEPICTED IN THIS MATERIAL ARE FOR ILLUSTRATION PURPOSES ONLY.
- ALL PLANS, DETAILS AND SPECIFICATIONS CONTAINED HEREIN ARE SUBJECT TO CHANGE WITHOUT PRIOR NOTICE AND DO NOT CONSTITUTE PART OF ANY OFFER OR CONTRACT.

INNER UNIT	AREA	
	SQ.MTR.	SQ.FT.
BED / LIVING AREA	15.00	161.46
DINING / KITCHEN	10.50	113.02
T&B	3.50	37.67
UNIT AREA	29.00	312.15
GR.FLR. AREA	29.00	312.15



NOTED BY:		
NOEL		1/30/26
ELMA		1/28/26
ANA		1/20

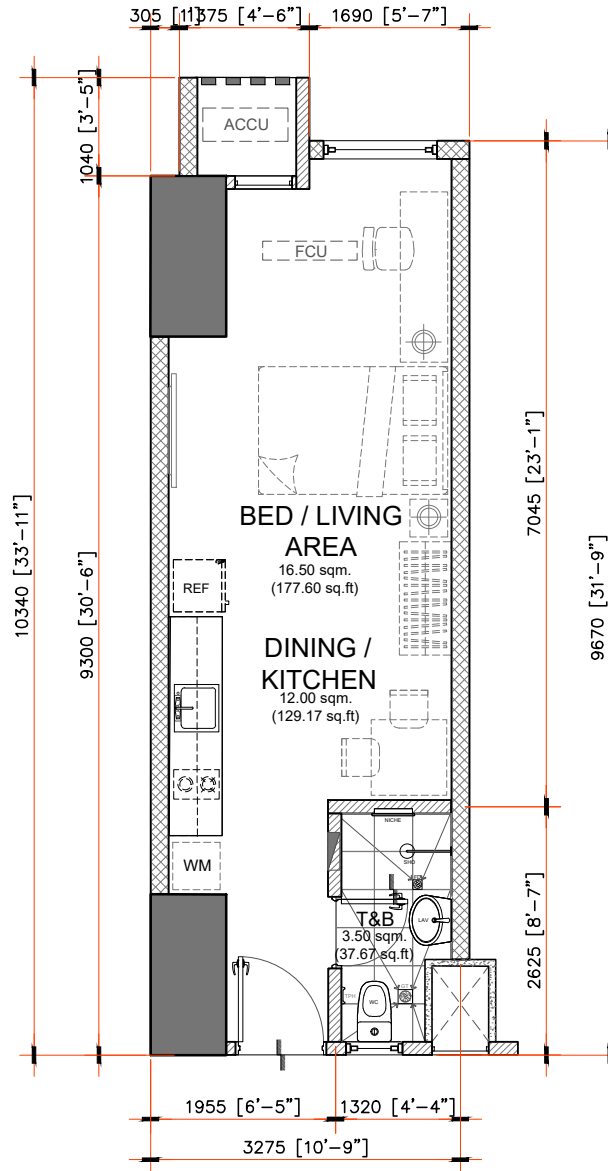
**31.50 sq.m. STUDIO TYPE - L**  
 INNER UNIT - 31.50 sq.m. / 339.06 sq.ft.  
 GROSS FLOOR AREA - 31.50 sq.m. / 339.06 sq.ft.




SCALE: 1 : 80 mtrs.

NOTE:

- DIMENSIONS & AREAS MAY VARY BASED ON ACTUAL SITE CONDITION.
- FURNITURE & APPLIANCES ARE NOT INCLUDED.
- FLOOR PLANS DEPICTED IN THIS MATERIAL ARE FOR ILLUSTRATION PURPOSES ONLY.
- ALL PLANS, DETAILS AND SPECIFICATIONS CONTAINED HEREIN ARE SUBJECT TO CHANGE WITHOUT PRIOR NOTICE AND DO NOT CONSTITUTE PART OF ANY OFFER OR CONTRACT.

INNER UNIT	AREA	
	SQ.MTR.	SQ.FT.
BED / LIVING AREA	16.00	172.22
DINING / KITCHEN	12.00	129.17
T&B	3.50	37.67
UNIT AREA	31.50	339.06
GR.FLR. AREA	31.50	339.06



NOTED BY:		
NOEL		1/30/26
ELMA		1/28/26
ANA		1/30

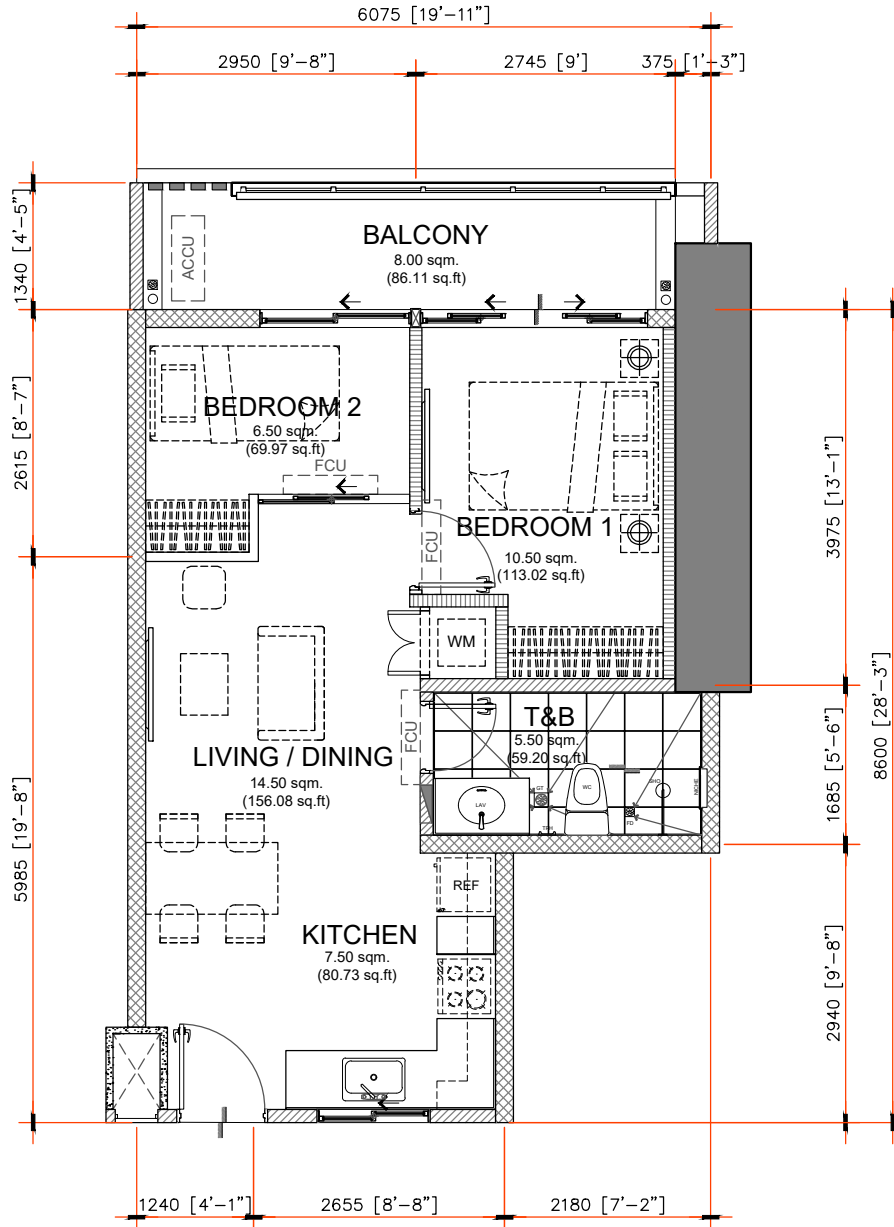
**32.00 sq.m. STUDIO TYPE - M**  
 INNER UNIT - 32.00 sq.m. / 344.45 sq.ft.  
 GROSS FLOOR AREA - 32.00 sq.m. / 344.45 sq.ft.

SCALE: 1 : 80 mtrs.

NOTE:

- DIMENSIONS & AREAS MAY VARY BASED ON ACTUAL SITE CONDITION.
- FURNITURE & APPLIANCES ARE NOT INCLUDED.
- FLOOR PLANS DEPICTED IN THIS MATERIAL ARE FOR ILLUSTRATION PURPOSES ONLY.
- ALL PLANS, DETAILS AND SPECIFICATIONS CONTAINED HEREIN ARE SUBJECT TO CHANGE WITHOUT PRIOR NOTICE AND DO NOT CONSTITUTE PART OF ANY OFFER OR CONTRACT.

INNER UNIT	AREA	
	SQ.MTR.	SQ.FT.
BED / LIVING AREA	16.50	177.60
DINING / KITCHEN	12.00	129.17
T&B	3.50	37.67
UNIT AREA	32.00	344.45
GR.FLR. AREA	32.00	344.45






**44.50 sq.m. 2-BR TYPE - A.1**  
**INNER UNIT - 44.50 sq.m. / 478.99 sq.ft.**  
**WITH BALCONY - 8.00 sq.m. / 86.11 sq.ft.**  
**GROSS FLOOR AREA - 52.50 sq.m. / 565.11 sq.ft.**

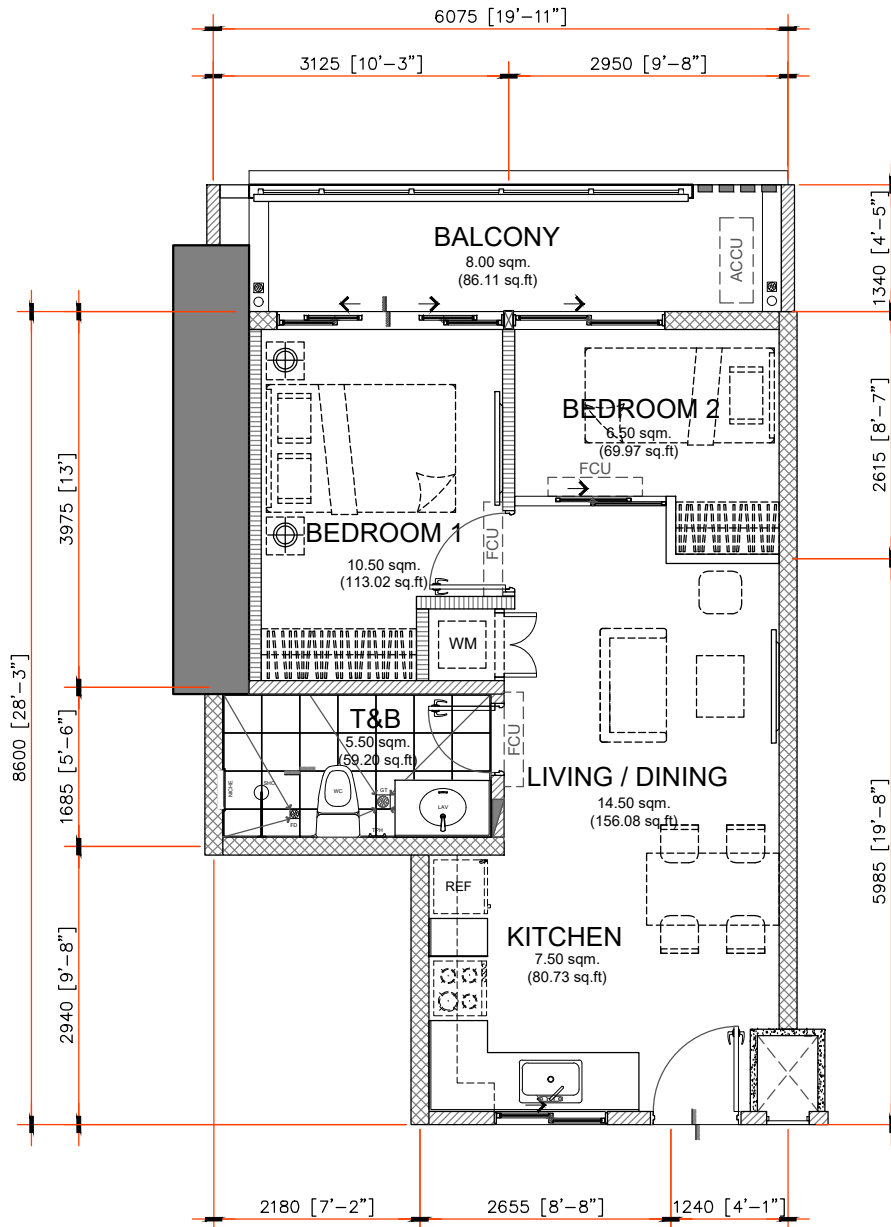
SCALE: 1 : 80 mtrs.

**NOTE:**

- DIMENSIONS & AREAS MAY VARY BASED ON ACTUAL SITE CONDITION.
- FURNITURE & APPLIANCES ARE NOT INCLUDED.
- FLOOR PLANS DEPICTED IN THIS MATERIAL ARE FOR ILLUSTRATION PURPOSES ONLY.
- ALL PLANS, DETAILS AND SPECIFICATIONS CONTAINED HEREIN ARE SUBJECT TO CHANGE WITHOUT PRIOR NOTICE AND DO NOT CONSTITUTE PART OF ANY OFFER OR CONTRACT.

INNER UNIT	AREA	
	SQ.MTR.	SQ.FT.
LIVING/DINING	14.50	156.08
KITCHEN	7.50	80.73
BEDROOM 1	10.50	113.02
BEDROOM 2	6.50	69.97
T&B	5.50	59.20
UNIT AREA	44.50	478.99
BALCONY	8.00	86.11
GR.FLR. AREA	52.50	565.11

NOTED BY:		
NOEL		28MAY24
ELMA		27May24
ANA		5/24



**44.50 sq.m. 2-BR TYPE - A**  
**INNER UNIT - 44.50 sq.m. / 478.99 sq.ft.**  
**WITH BALCONY - 8.00 sq.m. / 86.11 sq.ft.**  
**GROSS FLOOR AREA - 52.50 sq.m. / 565.11 sq.ft.**

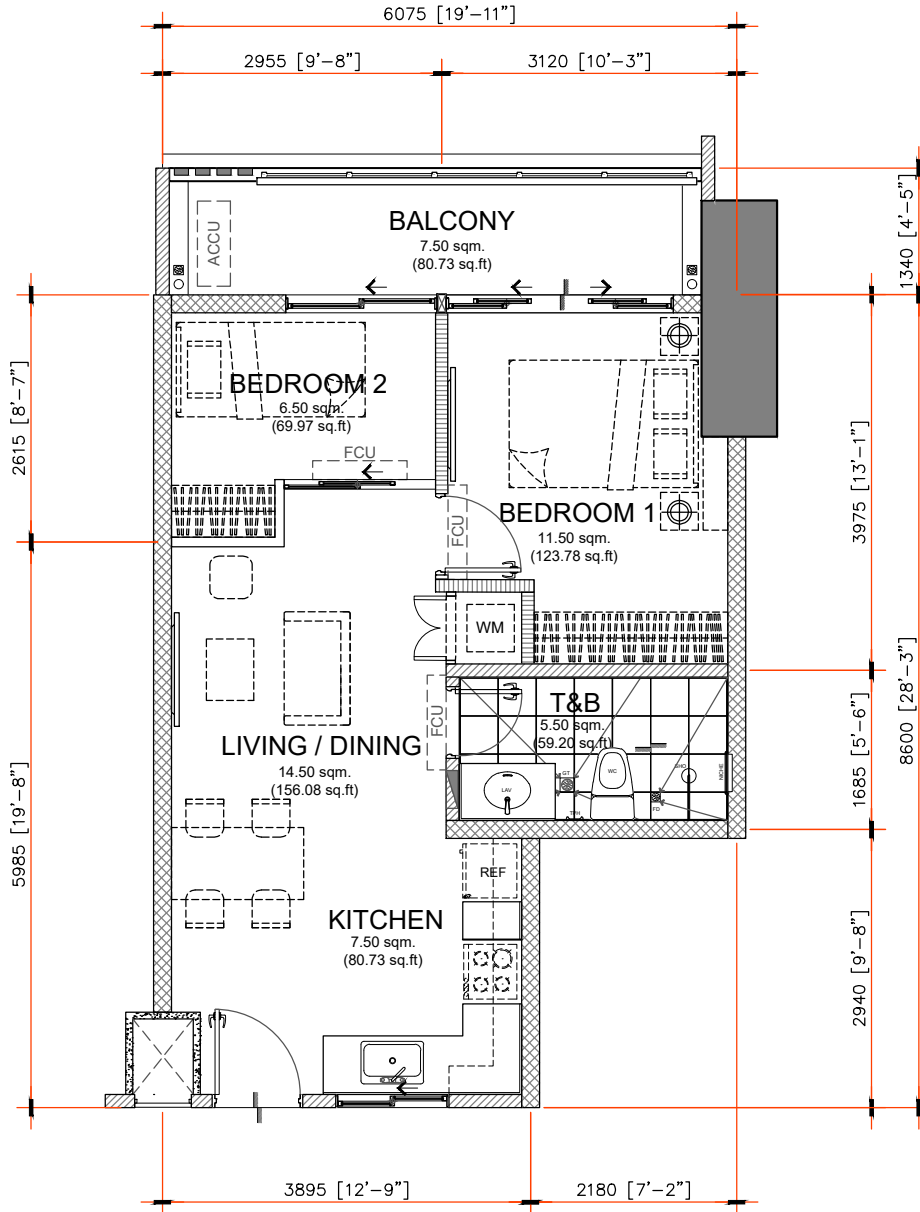
SCALE: 1 : 80 mtrs.

NOTE:

- DIMENSIONS & AREAS MAY VARY BASED ON ACTUAL SITE CONDITION.
- FURNITURE & APPLIANCES ARE NOT INCLUDED.
- FLOOR PLANS DEPICTED IN THIS MATERIAL ARE FOR ILLUSTRATION PURPOSES ONLY.
- ALL PLANS, DETAILS AND SPECIFICATIONS CONTAINED HEREIN ARE SUBJECT TO CHANGE WITHOUT PRIOR NOTICE AND DO NOT CONSTITUTE PART OF ANY OFFER OR CONTRACT.

INNER UNIT	AREA	
	SQ.MTR.	SQ.FT.
LIVING/DINING	14.50	156.08
KITCHEN	7.50	80.73
BEDROOM 1	10.50	113.02
BEDROOM 2	6.50	69.97
T&B	5.50	59.20
UNIT AREA	44.50	478.99
BALCONY	8.00	86.11
GR.FLR. AREA	52.50	565.11

NOTED BY:		
NOEL		28MAY24
ELMA		27May24
ANA		5/29






**45.50 sq.m. 2-BR TYPE - B.1**  
**INNER UNIT - 45.50 sq.m. / 489.76 sq.ft.**  
**WITH BALCONY - 7.50 sq.m. / 80.73 sq.ft.**  
**GROSS FLOOR AREA - 53.00 sq.m. / 570.49 sq.ft.**

SCALE: 1 : 80 mtrs.

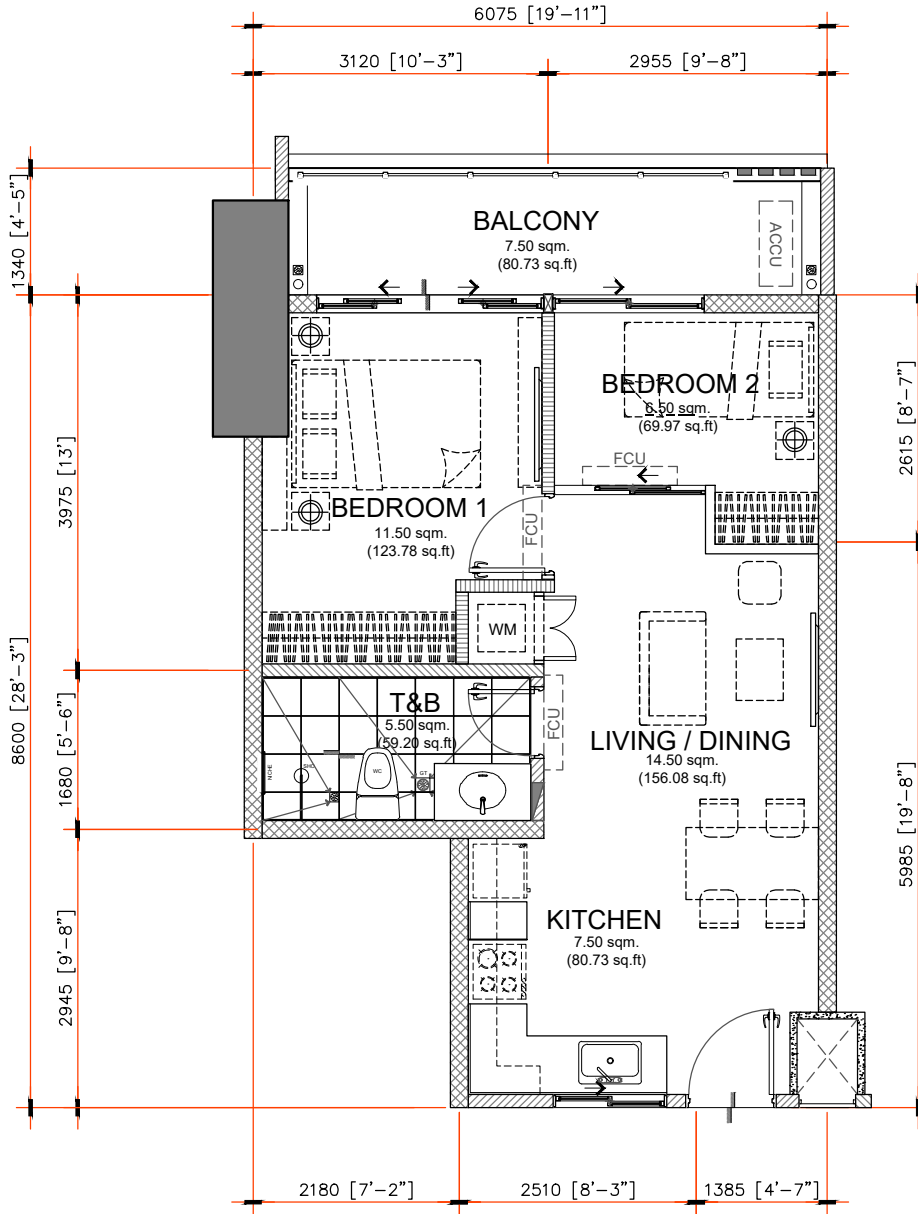
**NOTE:**

- DIMENSIONS & AREAS MAY VARY BASED ON ACTUAL SITE CONDITION.
- FURNITURE & APPLIANCES ARE NOT INCLUDED.
- FLOOR PLANS DEPICTED IN THIS MATERIAL ARE FOR ILLUSTRATION PURPOSES ONLY.
- ALL PLANS, DETAILS AND SPECIFICATIONS CONTAINED HEREIN ARE SUBJECT TO CHANGE WITHOUT PRIOR NOTICE AND DO NOT CONSTITUTE PART OF ANY OFFER OR CONTRACT.

INNER UNIT	AREA	
	SQ.MTR.	SQ.FT.
LIVING/DINING	14.50	156.08
KITCHEN	7.50	80.73
BEDROOM 1	11.50	123.78
BEDROOM 2	6.50	69.97
T&B	5.50	59.20
UNIT AREA	45.50	489.76
BALCONY	7.50	80.73
GR.FLR. AREA	53.00	570.49

NOTED BY:		
NOEL		28MAY24
ELMA		27May24
ANA		5/24








**45.50 sq.m. 2-BR TYPE - B**  
**INNER UNIT - 45.50 sq.m. / 489.76 sq.ft.**  
**WITH BALCONY - 7.50 sq.m. / 80.73 sq.ft.**  
**GROSS FLOOR AREA - 53.00 sq.m. / 570.49 sq.ft.**

SCALE: 1 : 80 mtrs.

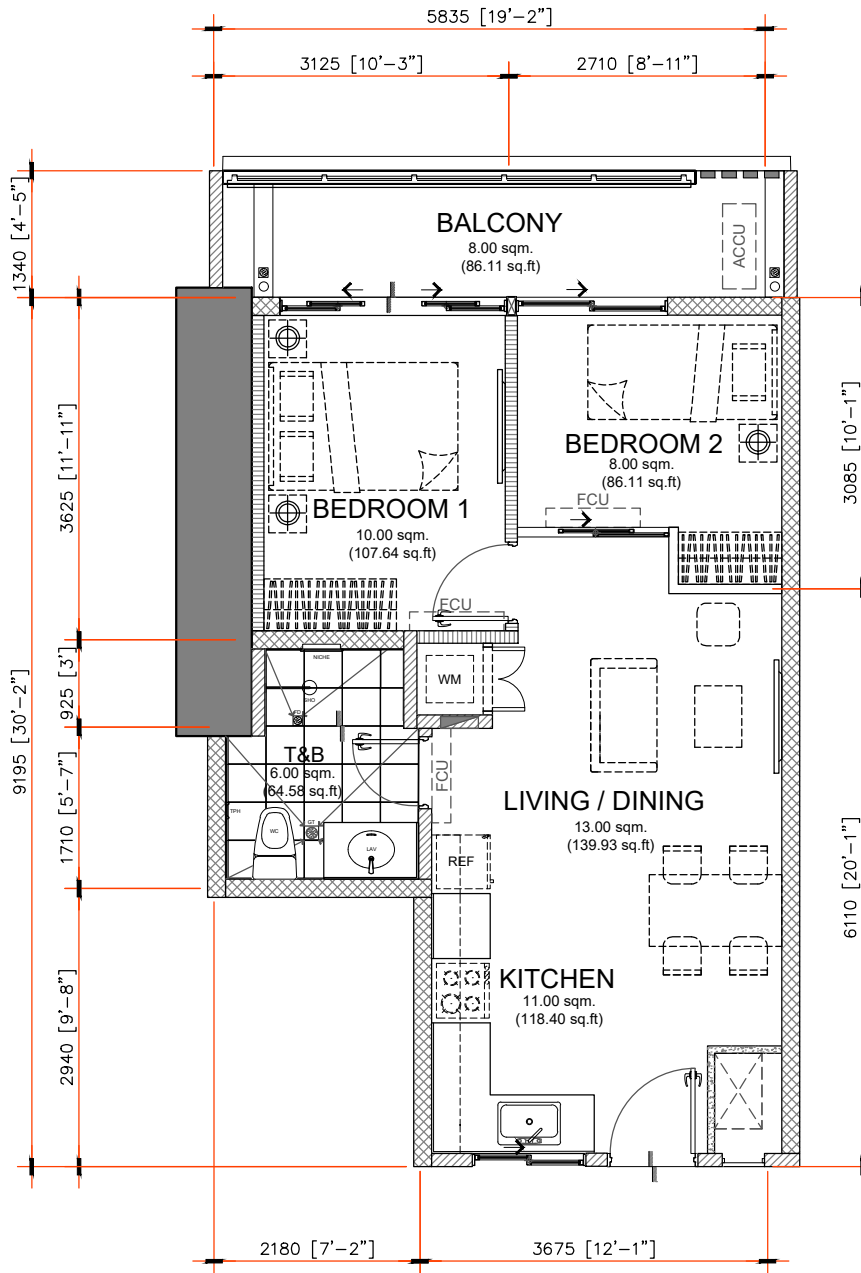
**NOTE:**

- DIMENSIONS & AREAS MAY VARY BASED ON ACTUAL SITE CONDITION.
- FURNITURE & APPLIANCES ARE NOT INCLUDED.
- FLOOR PLANS DEPICTED IN THIS MATERIAL ARE FOR ILLUSTRATION PURPOSES ONLY.
- ALL PLANS, DETAILS AND SPECIFICATIONS CONTAINED HEREIN ARE SUBJECT TO CHANGE WITHOUT PRIOR NOTICE AND DO NOT CONSTITUTE PART OF ANY OFFER OR CONTRACT.

INNER UNIT	AREA	
	SQ.MTR.	SQ.FT.
LIVING/DINING	14.50	156.08
KITCHEN	7.50	80.73
BEDROOM 1	11.50	123.78
BEDROOM 2	6.50	69.97
T&B	5.50	59.20
UNIT AREA	45.50	489.76
BALCONY	7.50	80.73
GR.FLR. AREA	53.00	570.49

NOTED BY:		
NOEL		28MAY24
ELMA		27May24
ANA		5/29





NOTED BY:		
NOEL		28MAY24
ELMA		27May24
ANA		5/29

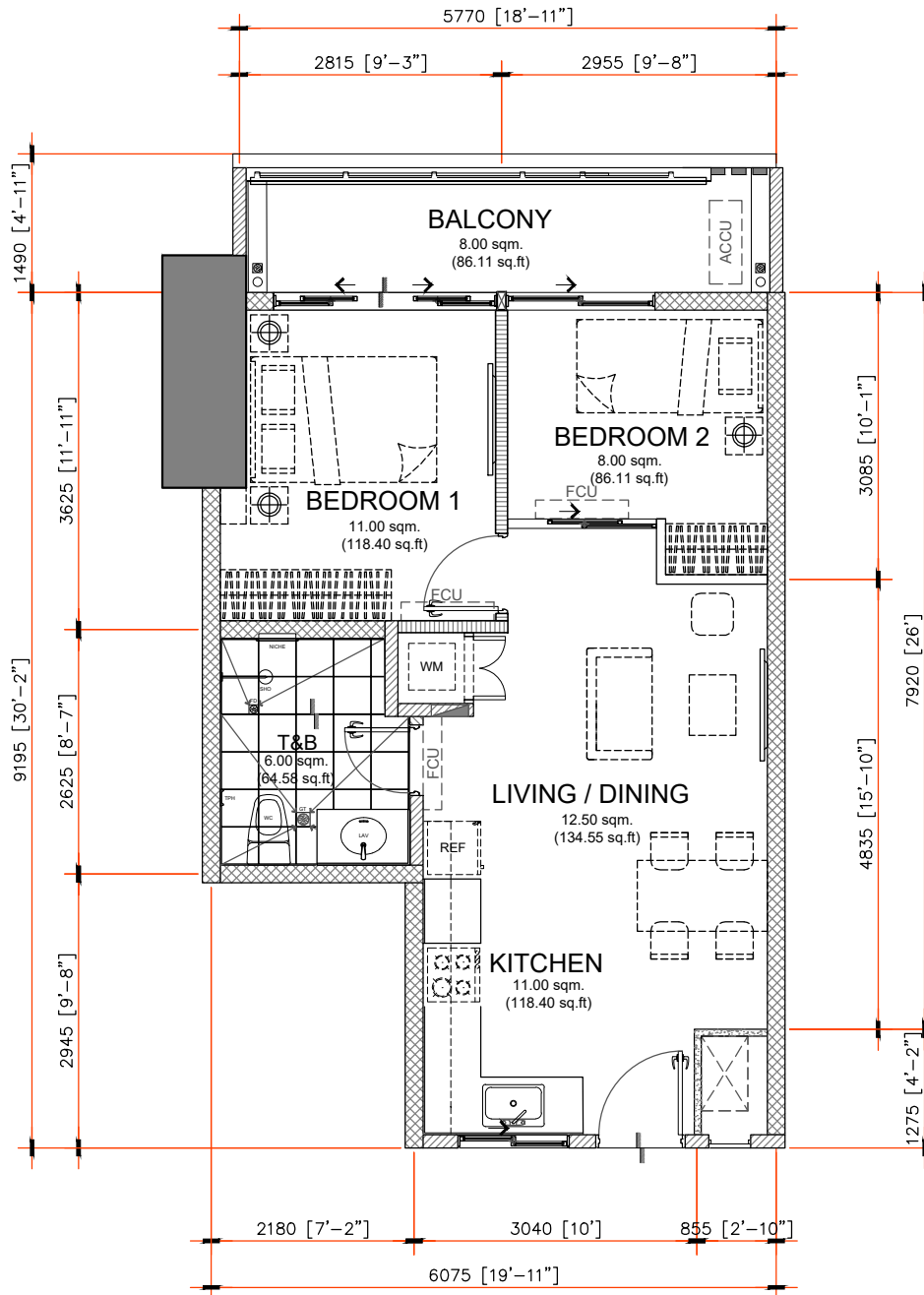
**48.00 sq.m. 2-BR TYPE - C**  
**INNER UNIT - 48.00 sq.m. / 516.67 sq.ft.**  
**WITH BALCONY - 8.00 sq.m. / 86.11 sq.ft.**  
**GROSS FLOOR AREA - 56.00 sq.m. / 602.78 sq.ft.**

SCALE: 1 : 80 mtrs.

NOTE:

- DIMENSIONS & AREAS MAY VARY BASED ON ACTUAL SITE CONDITION.
- FURNITURE & APPLIANCES ARE NOT INCLUDED.
- FLOOR PLANS DEPICTED IN THIS MATERIAL ARE FOR ILLUSTRATION PURPOSES ONLY.
- ALL PLANS, DETAILS AND SPECIFICATIONS CONTAINED HEREIN ARE SUBJECT TO CHANGE WITHOUT PRIOR NOTICE AND DO NOT CONSTITUTE PART OF ANY OFFER OR CONTRACT.

INNER UNIT	AREA	
	SQ.MTR.	SQ.FT.
LIVING/DINING	13.00	139.93
KITCHEN	11.00	118.40
BEDROOM 1	10.00	107.64
BEDROOM 2	8.00	86.11
T&B	6.00	64.58
UNIT AREA	48.00	516.67
BALCONY	8.00	86.11
GR.FLR. AREA	56.00	602.78



NOTED BY:		
NOEL		28MAY24
ELMA		27MAY24
ANA		5/24

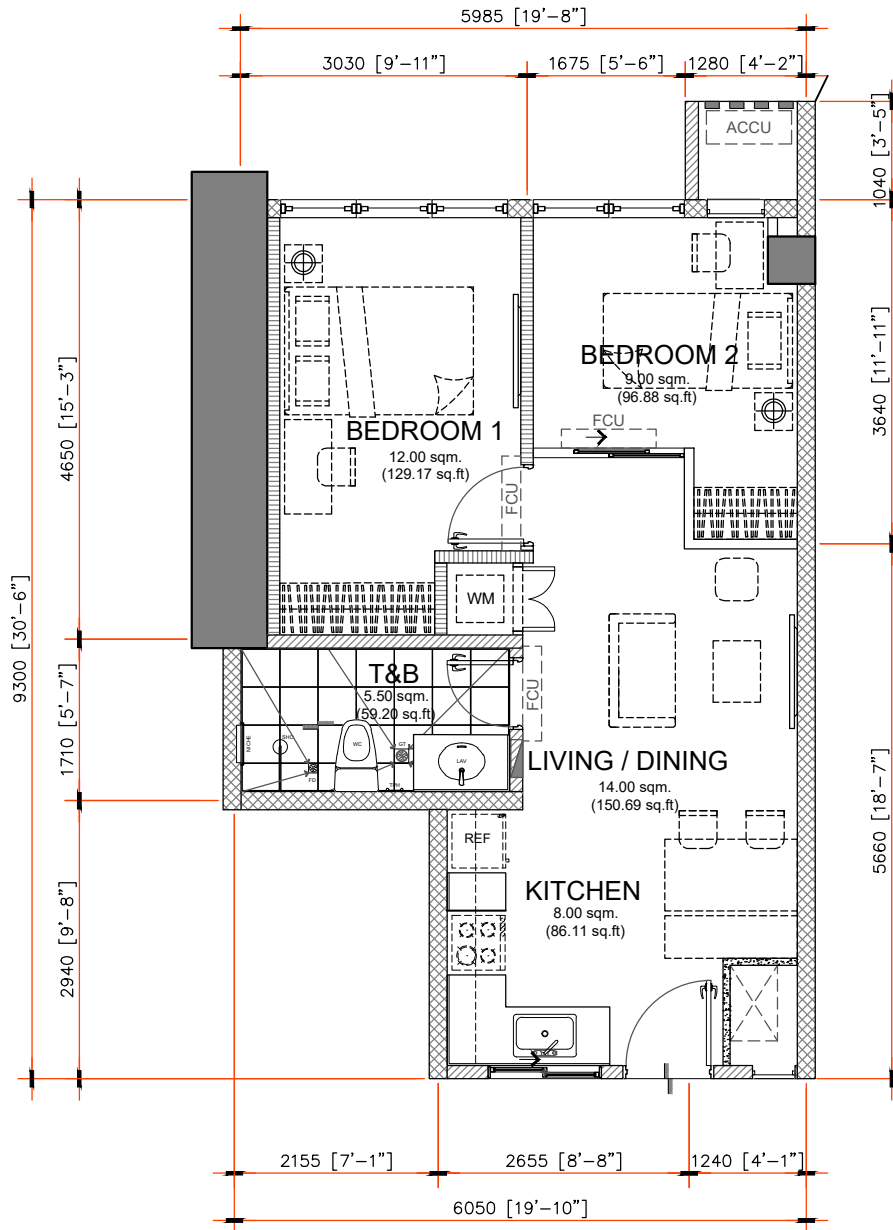
**48.50 sq.m. 2-BR TYPE - D**  
INNER UNIT - 48.50 sq.m. / 522.05 sq.ft.  
WITH BALCONY - 8.00 sq.m. / 86.11 sq.ft.  
GROSS FLOOR AREA - 56.50 sq.m. / 608.16 sq.ft.

SCALE: 1 : 80 mtrs.

NOTE:

- DIMENSIONS & AREAS MAY VARY BASED ON ACTUAL SITE CONDITION.
- FURNITURE & APPLIANCES ARE NOT INCLUDED.
- FLOOR PLANS DEPICTED IN THIS MATERIAL ARE FOR ILLUSTRATION PURPOSES ONLY.
- ALL PLANS, DETAILS AND SPECIFICATIONS CONTAINED HEREIN ARE SUBJECT TO CHANGE WITHOUT PRIOR NOTICE AND DO NOT CONSTITUTE PART OF ANY OFFER OR CONTRACT.

INNER UNIT	AREA	
	SQ.MTR.	SQ.FT.
LIVING/DINING	12.50	134.55
KITCHEN	11.00	118.40
BEDROOM 1	11.00	118.40
BEDROOM 2	8.00	86.11
T&B	6.00	64.58
UNIT AREA	48.50	522.05
BALCONY	8.00	86.11
GR.FLR. AREA	56.50	608.16



NOTED BY:		
NOEL		28MAY24
ELMA		27May24
ANA		5/29

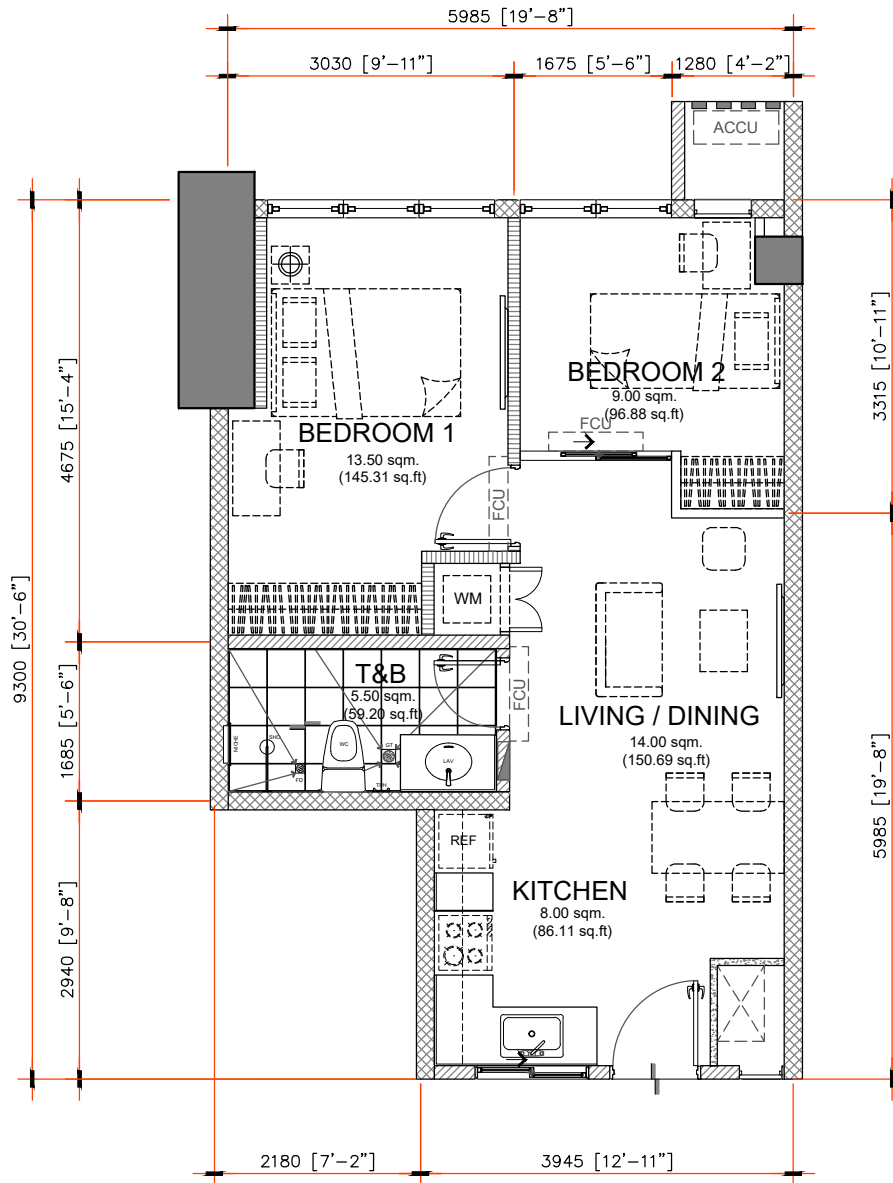
**48.50 sq.m. 2-BR TYPE - E**  
INNER UNIT - 48.50 sq.m. / 522.05 sq.ft.  
GROSS FLOOR AREA - 48.50 sq.m. / 522.05 sq.ft.

SCALE: 1 : 80 mtrs.

NOTE:

- DIMENSIONS & AREAS MAY VARY BASED ON ACTUAL SITE CONDITION.
- FURNITURE & APPLIANCES ARE NOT INCLUDED.
- FLOOR PLANS DEPICTED IN THIS MATERIAL ARE FOR ILLUSTRATION PURPOSES ONLY.
- ALL PLANS, DETAILS AND SPECIFICATIONS CONTAINED HEREIN ARE SUBJECT TO CHANGE WITHOUT PRIOR NOTICE AND DO NOT CONSTITUTE PART OF ANY OFFER OR CONTRACT.

INNER UNIT	AREA	
	SQ.MTR.	SQ.FT.
LIVING/DINING	14.00	150.69
KITCHEN	8.00	86.11
BEDROOM 1	12.00	129.17
BEDROOM 2	9.00	96.88
T&B	5.50	59.20
UNIT AREA	48.50	522.05
GR.FLR. AREA	48.50	522.05



NOTED BY:		
NOEL		28MAY24
ELMA		27May24
ANA		5/29

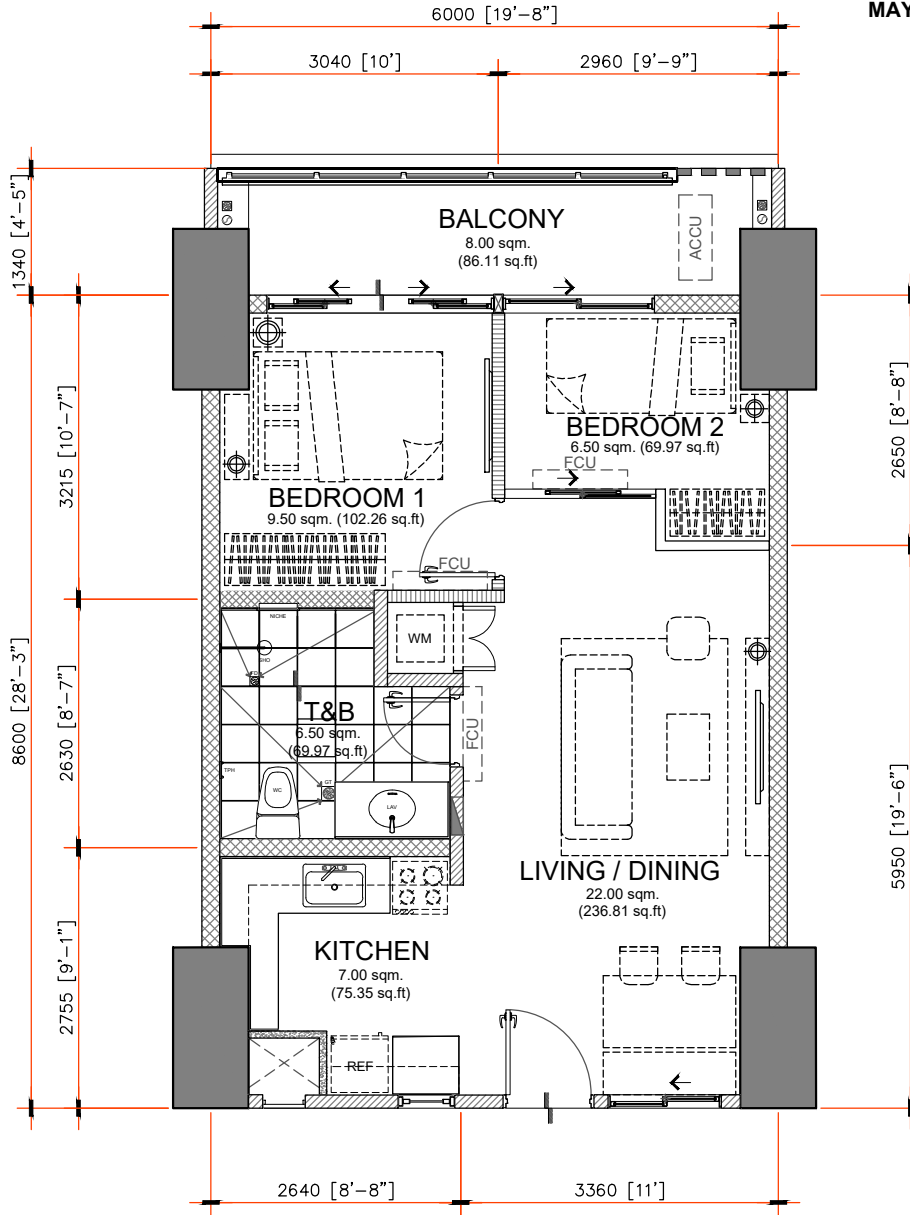
**50.00 sq.m. 2-BR TYPE - F**  
**INNER UNIT - 50.00 sq.m. / 538.20 sq.ft.**  
**GROSS FLOOR AREA - 50.00 sq.m. / 538.20 sq.ft.**

SCALE: 1 : 80 mtrs.

NOTE:

- DIMENSIONS & AREAS MAY VARY BASED ON ACTUAL SITE CONDITION.
- FURNITURE & APPLIANCES ARE NOT INCLUDED.
- FLOOR PLANS DEPICTED IN THIS MATERIAL ARE FOR ILLUSTRATION PURPOSES ONLY.
- ALL PLANS, DETAILS AND SPECIFICATIONS CONTAINED HEREIN ARE SUBJECT TO CHANGE WITHOUT PRIOR NOTICE AND DO NOT CONSTITUTE PART OF ANY OFFER OR CONTRACT.

INNER UNIT	AREA	
	SQ.MTR.	SQ.FT.
LIVING/DINING	14.00	150.69
KITCHEN	8.00	86.11
BEDROOM 1	13.50	145.31
BEDROOM 2	9.00	96.88
T&B	5.50	59.20
UNIT AREA	50.00	538.20
GR.FLR. AREA	50.00	538.20



NOTED BY:		
NOEL		28MAY24
ELMA		27May24
ANA		5/24

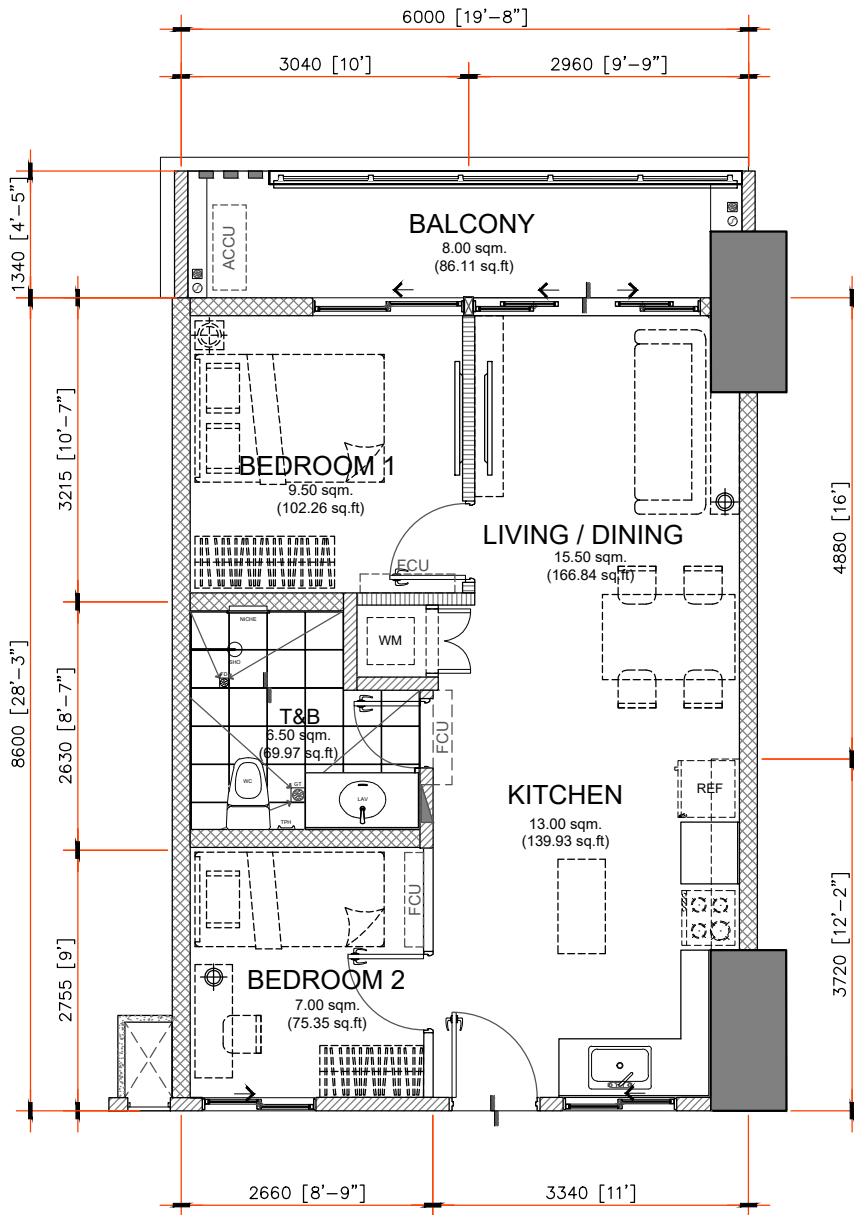
**51.50 sq.m. 2-BR TYPE - G**  
**INNER UNIT - 51.50 sq.m. / 554.34 sq.ft.**  
**WITH BALCONY - 8.00 sq.m. / 86.11 sq.ft.**  
**GROSS FLOOR AREA - 59.50 sq.m. / 640.45 sq.ft.**

SCALE: 1 : 80 mtrs.

NOTE:

- DIMENSIONS & AREAS MAY VARY BASED ON ACTUAL SITE CONDITION.
- FURNITURE & APPLIANCES ARE NOT INCLUDED.
- FLOOR PLANS DEPICTED IN THIS MATERIAL ARE FOR ILLUSTRATION PURPOSES ONLY.
- ALL PLANS, DETAILS AND SPECIFICATIONS CONTAINED HEREIN ARE SUBJECT TO CHANGE WITHOUT PRIOR NOTICE AND DO NOT CONSTITUTE PART OF ANY OFFER OR CONTRACT.

INNER UNIT	AREA	
	SQ.MTR.	SQ.FT.
LIVING/DINING	22.00	236.81
KITCHEN	7.00	75.35
BEDROOM 1	9.50	102.26
BEDROOM 2	6.50	69.97
T&B	6.50	69.97
UNIT AREA	51.50	554.34
BALCONY	8.00	86.11
GR.FLR. AREA	59.50	640.45



NOTED BY:	
NOEL	<i>[Signature]</i> 28MAY24
ELMA	<i>[Signature]</i> 27May24
ANA	<i>[Signature]</i> 5/29

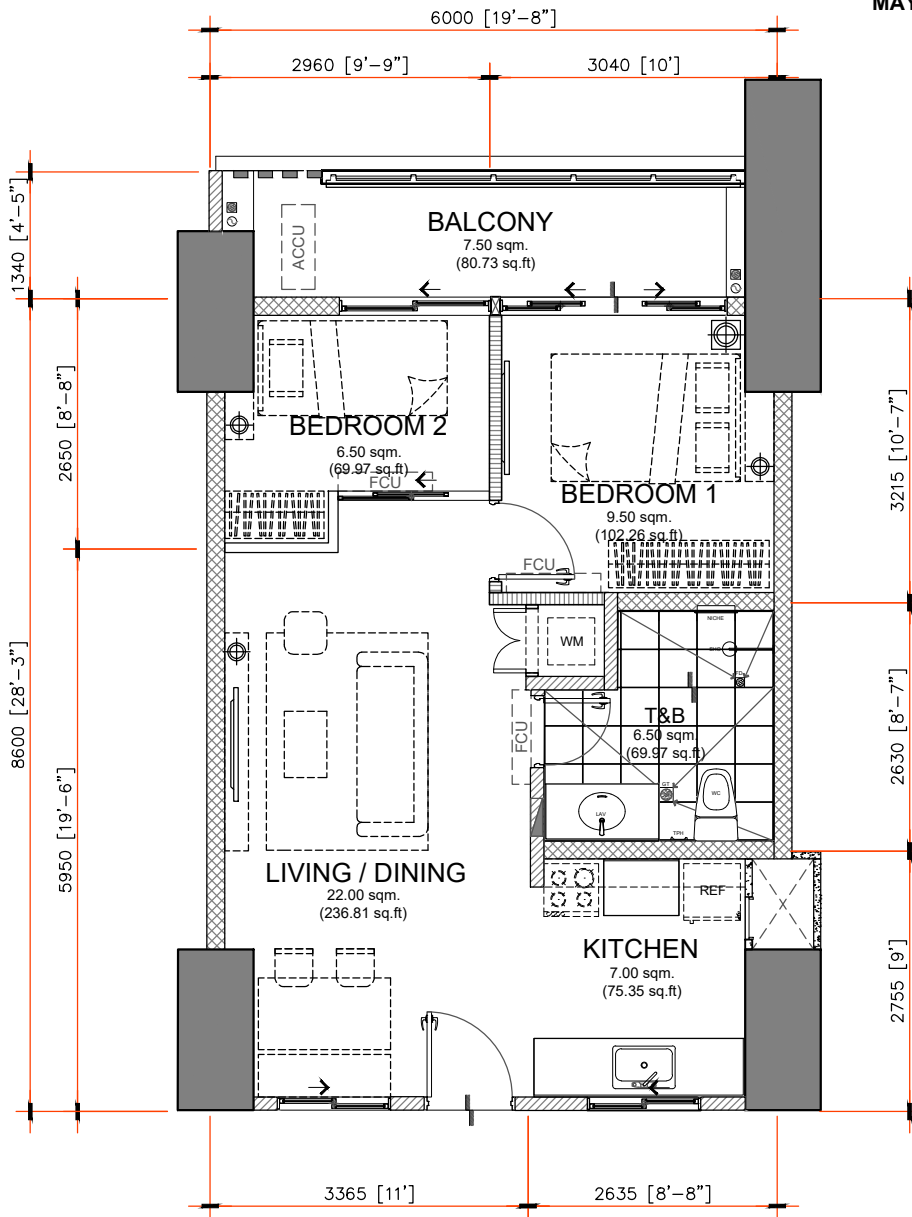
**51.50 sq.m. 2-BR TYPE - H**  
**INNER UNIT - 51.50 sq.m. / 554.34 sq.ft.**  
**WITH BALCONY - 8.00 sq.m. / 86.11 sq.ft.**  
**GROSS FLOOR AREA - 59.50 sq.m. / 640.45 sq.ft.**

SCALE: 1 : 80 mtrs.

NOTE:

- DIMENSIONS & AREAS MAY VARY BASED ON ACTUAL SITE CONDITION.
- FURNITURE & APPLIANCES ARE NOT INCLUDED.
- FLOOR PLANS DEPICTED IN THIS MATERIAL ARE FOR ILLUSTRATION PURPOSES ONLY.
- ALL PLANS, DETAILS AND SPECIFICATIONS CONTAINED HEREIN ARE SUBJECT TO CHANGE WITHOUT PRIOR NOTICE AND DO NOT CONSTITUTE PART OF ANY OFFER OR CONTRACT.

INNER UNIT	AREA	
	SQ.MTR.	SQ.FT.
LIVING/DINING	15.50	166.84
KITCHEN	13.00	139.93
BEDROOM 1	9.50	102.26
BEDROOM 2	7.00	75.35
T&B	6.50	69.97
UNIT AREA	51.50	554.34
BALCONY	8.00	86.11
GR.FLR. AREA	59.50	640.45



NOTED BY:		
NOEL		28MAY24
ELMA		27May24
ANA		5/29

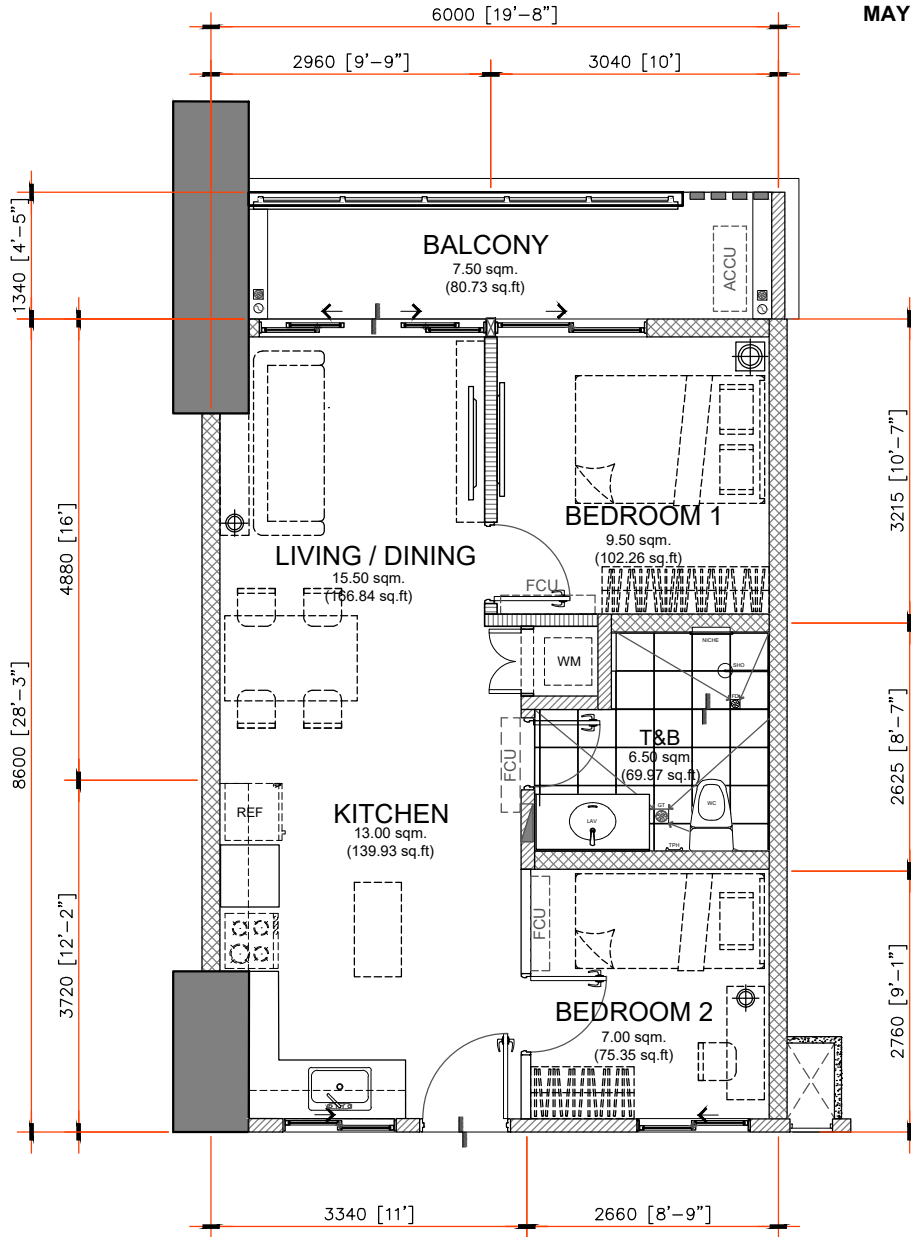
**51.50 sq.m. 2-BR TYPE - I**  
 INNER UNIT - 51.50 sq.m. / 554.34 sq.ft.  
 WITH BALCONY - 7.50 sq.m. / 80.73 sq.ft.  
 GROSS FLOOR AREA - 59.00 sq.m. / 635.07 sq.ft.

SCALE: 1 : 80 mtrs.

NOTE:

- DIMENSIONS & AREAS MAY VARY BASED ON ACTUAL SITE CONDITION.
- FURNITURE & APPLIANCES ARE NOT INCLUDED.
- FLOOR PLANS DEPICTED IN THIS MATERIAL ARE FOR ILLUSTRATION PURPOSES ONLY.
- ALL PLANS, DETAILS AND SPECIFICATIONS CONTAINED HEREIN ARE SUBJECT TO CHANGE WITHOUT PRIOR NOTICE AND DO NOT CONSTITUTE PART OF ANY OFFER OR CONTRACT.

INNER UNIT	AREA	
	SQ.MTR.	SQ.FT.
LIVING/DINING	22.00	236.81
KITCHEN	7.00	75.35
BEDROOM 1	9.50	102.26
BEDROOM 2	6.50	69.97
T&B	6.50	69.97
UNIT AREA	51.50	554.34
BALCONY	7.50	80.73
GR.FLR. AREA	59.00	635.07



NOTED BY:		
NOEL		28MAY24
ELMA		27May24
ANA		5/24

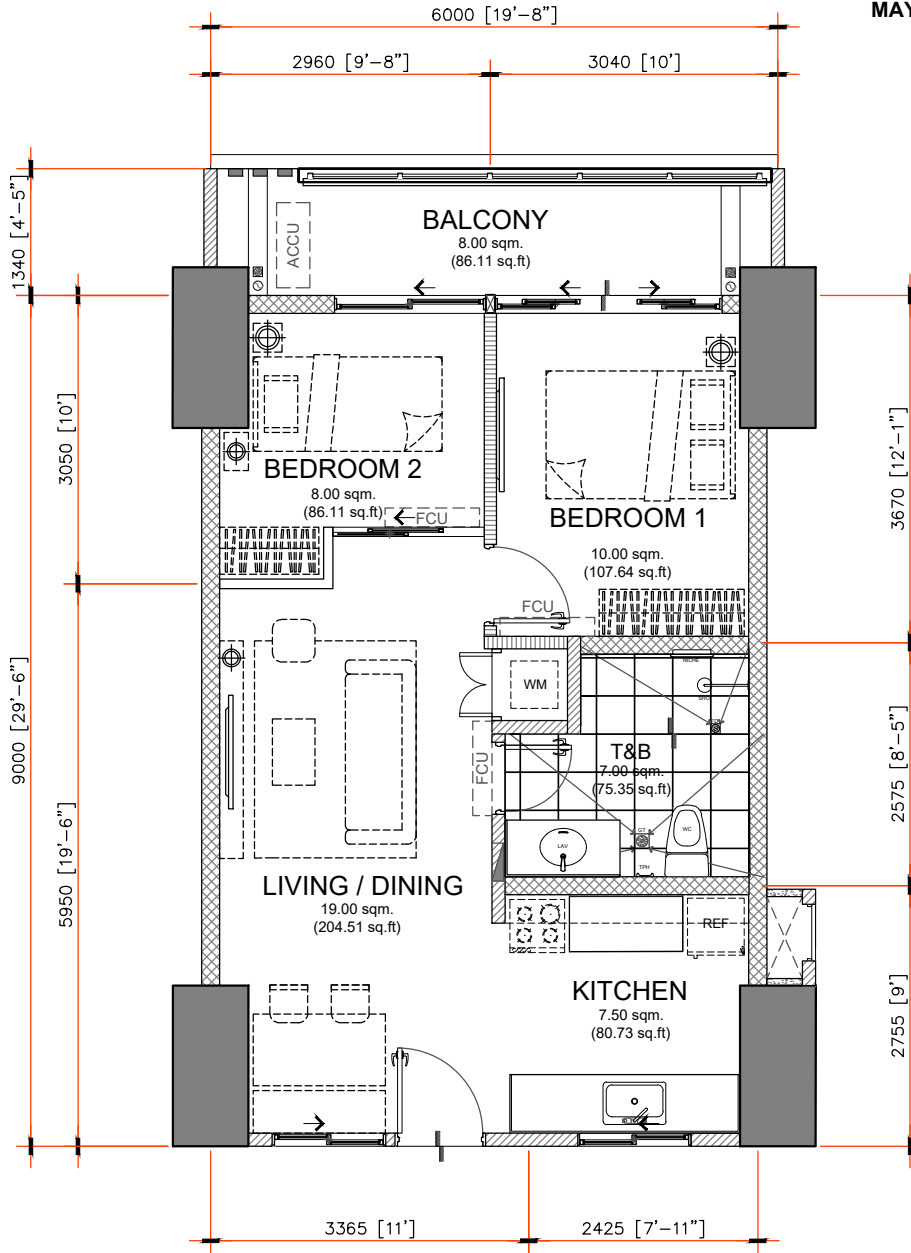
**51.50 sq.m. 2-BR TYPE - J**  
**INNER UNIT - 51.50 sq.m. / 554.34 sq.ft.**  
**WITH BALCONY - 7.50 sq.m. / 80.73 sq.ft.**  
**GROSS FLOOR AREA - 59.00 sq.m. / 635.07 sq.ft.**

SCALE: 1 : 80 mtrs.

NOTE:

- DIMENSIONS & AREAS MAY VARY BASED ON ACTUAL SITE CONDITION.
- FURNITURE & APPLIANCES ARE NOT INCLUDED.
- FLOOR PLANS DEPICTED IN THIS MATERIAL ARE FOR ILLUSTRATION PURPOSES ONLY.
- ALL PLANS, DETAILS AND SPECIFICATIONS CONTAINED HEREIN ARE SUBJECT TO CHANGE WITHOUT PRIOR NOTICE AND DO NOT CONSTITUTE PART OF ANY OFFER OR CONTRACT.

INNER UNIT	AREA	
	SQ.MTR.	SQ.FT.
LIVING/DINING	15.50	166.84
KITCHEN	13.00	139.93
BEDROOM 1	9.50	102.26
BEDROOM 2	7.00	75.35
T&B	6.50	69.97
UNIT AREA	51.50	554.34
BALCONY	7.50	80.73
GR.FLR. AREA	59.00	635.07



**51.50 sq.m. 2-BR TYPE - K**  
**INNER UNIT - 51.50 sq.m. / 554.34 sq.ft.**  
**WITH BALCONY - 8.00 sq.m. / 86.11 sq.ft.**  
**GROSS FLOOR AREA - 59.50 sq.m. / 640.45 sq.ft.**

SCALE: 1 : 80 mtrs.

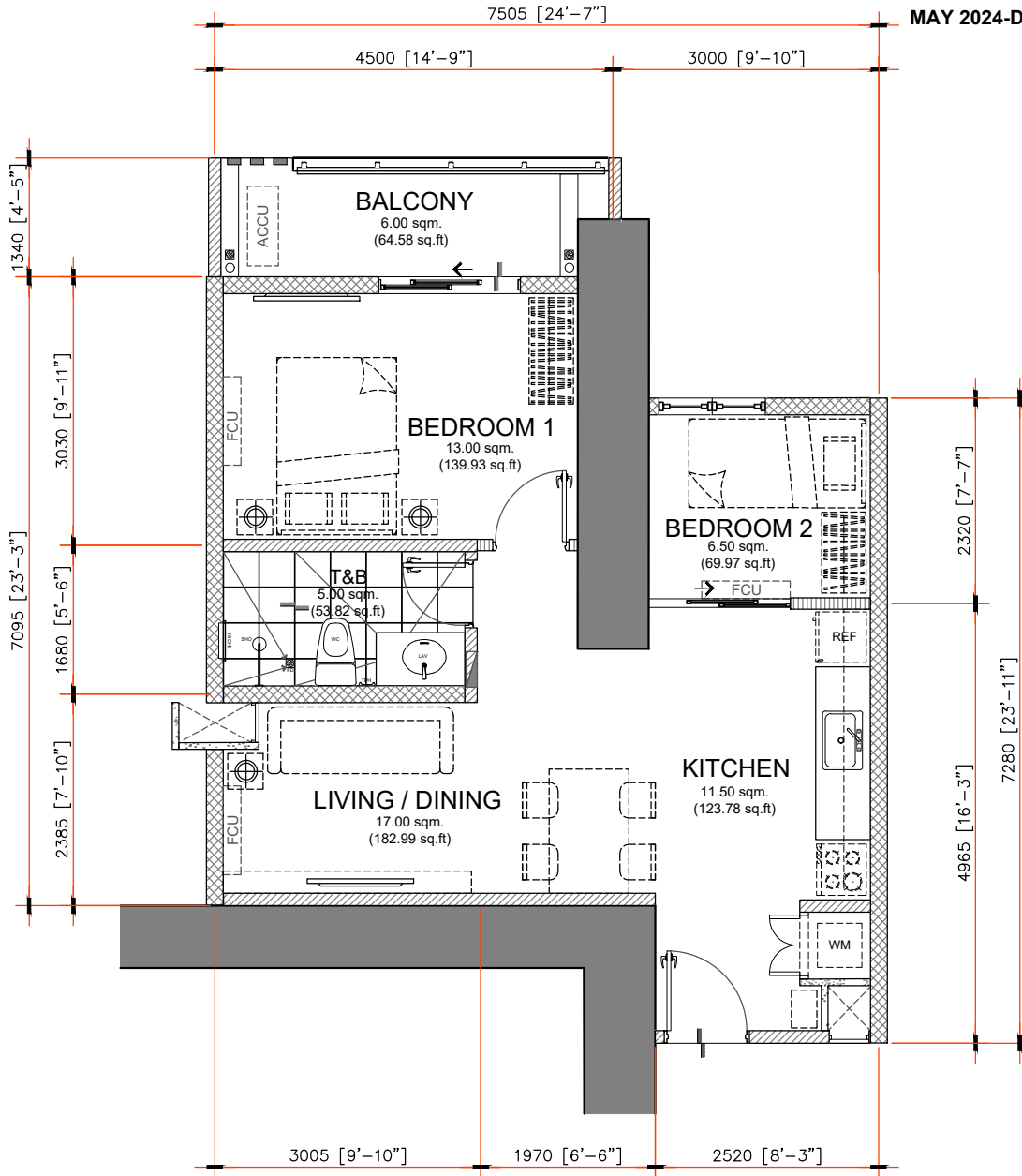
NOTE:

- DIMENSIONS & AREAS MAY VARY BASED ON ACTUAL SITE CONDITION.
- FURNITURE & APPLIANCES ARE NOT INCLUDED.
- FLOOR PLANS DEPICTED IN THIS MATERIAL ARE FOR ILLUSTRATION PURPOSES ONLY.
- ALL PLANS, DETAILS AND SPECIFICATIONS CONTAINED HEREIN ARE SUBJECT TO CHANGE WITHOUT PRIOR NOTICE AND DO NOT CONSTITUTE PART OF ANY OFFER OR CONTRACT.

INNER UNIT	AREA	
	SQ.MTR.	SQ.FT.
LIVING/DINING	19.00	204.51
KITCHEN	7.50	80.73
BEDROOM 1	10.00	107.64
BEDROOM 2	8.00	86.11
T&B	7.00	75.35
UNIT AREA	51.50	554.34
BALCONY	8.00	86.11
GR.FLR. AREA	59.50	640.45

NOTED BY:		
NOEL		28MAY24
ELMA		27MAY24
ANA		5/29





**53.00 sq.m. 2-BR TYPE - L**  
INNER UNIT - 53.00 sq.m. / 570.49 sq.ft.  
WITH BALCONY - 6.00 sq.m. / 64.58 sq.ft.  
GROSS FLOOR AREA - 59.00 sq.m. / 635.07 sq.ft.

SCALE: 1 : 80 mtrs.

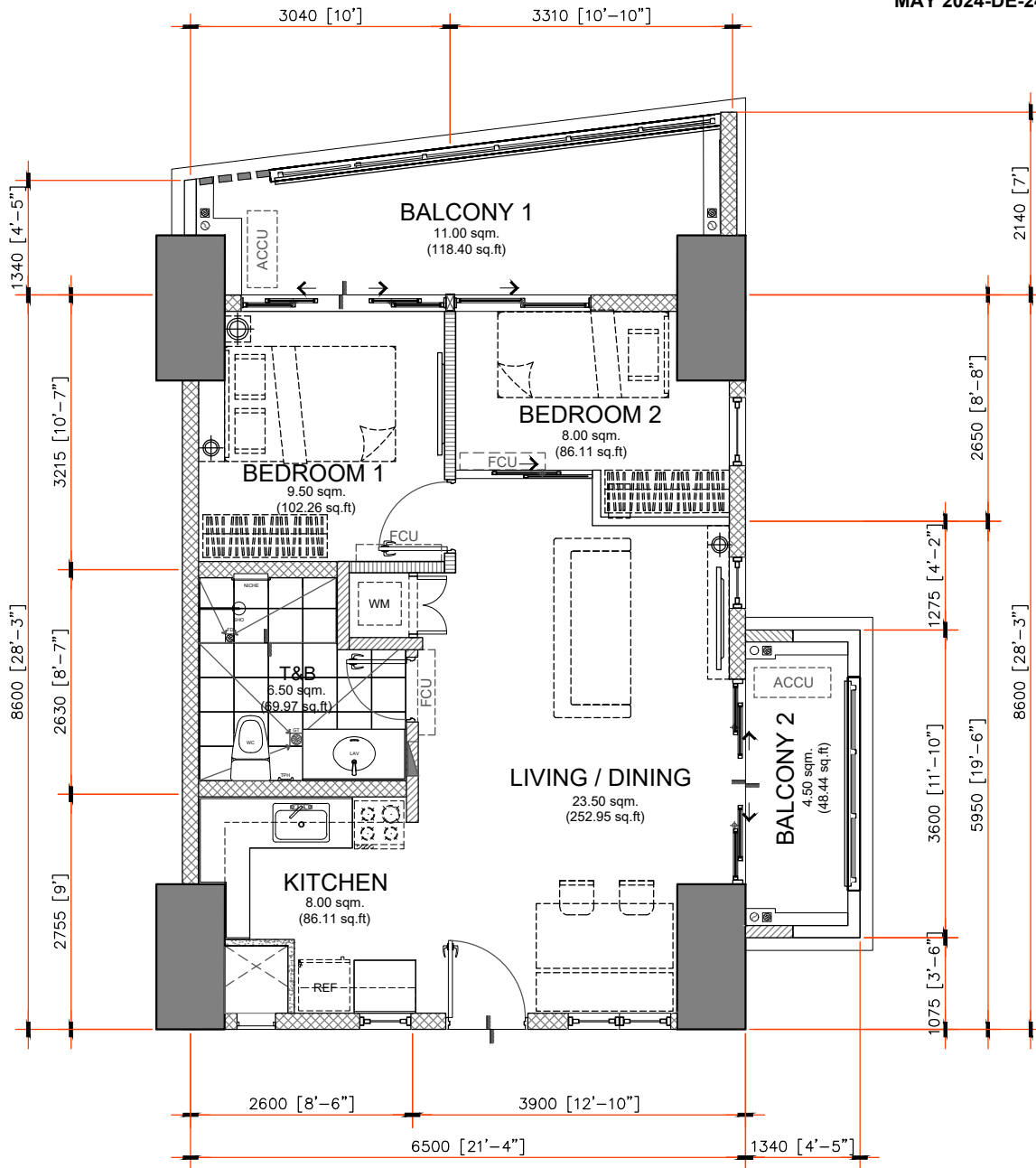
NOTE:

- DIMENSIONS & AREAS MAY VARY BASED ON ACTUAL SITE CONDITION.
- FURNITURE & APPLIANCES ARE NOT INCLUDED.
- FLOOR PLANS DEPICTED IN THIS MATERIAL ARE FOR ILLUSTRATION PURPOSES ONLY.
- ALL PLANS, DETAILS AND SPECIFICATIONS CONTAINED HEREIN ARE SUBJECT TO CHANGE WITHOUT PRIOR NOTICE AND DO NOT CONSTITUTE PART OF ANY OFFER OR CONTRACT.

INNER UNIT	AREA	
	SQ.MTR.	SQ.FT.
LIVING/DINING	17.00	182.99
KITCHEN	11.50	123.78
BEDROOM 1	13.00	139.93
BEDROOM 2	6.50	69.97
T&B	5.00	53.82
UNIT AREA	53.00	570.49
BALCONY	6.00	64.58
GR.FLR. AREA	59.00	635.07

NOTED BY:		
NOEL		28MAY24
ELMA		27May24
ANA		27





**55.50 sq.m. 2-BR TYPE - M**

END UNIT - 55.50 sq.m. / 597.40 sq.ft.

WITH BALCONY - 11.00 sq.m. / 118.40 sq.ft.

4.50 sq.m. / 48.44 sq.ft.

GROSS FLOOR AREA - 71.00 sq.m. / 764.24 sq.ft.

SCALE:

1 : 80 mtrs.

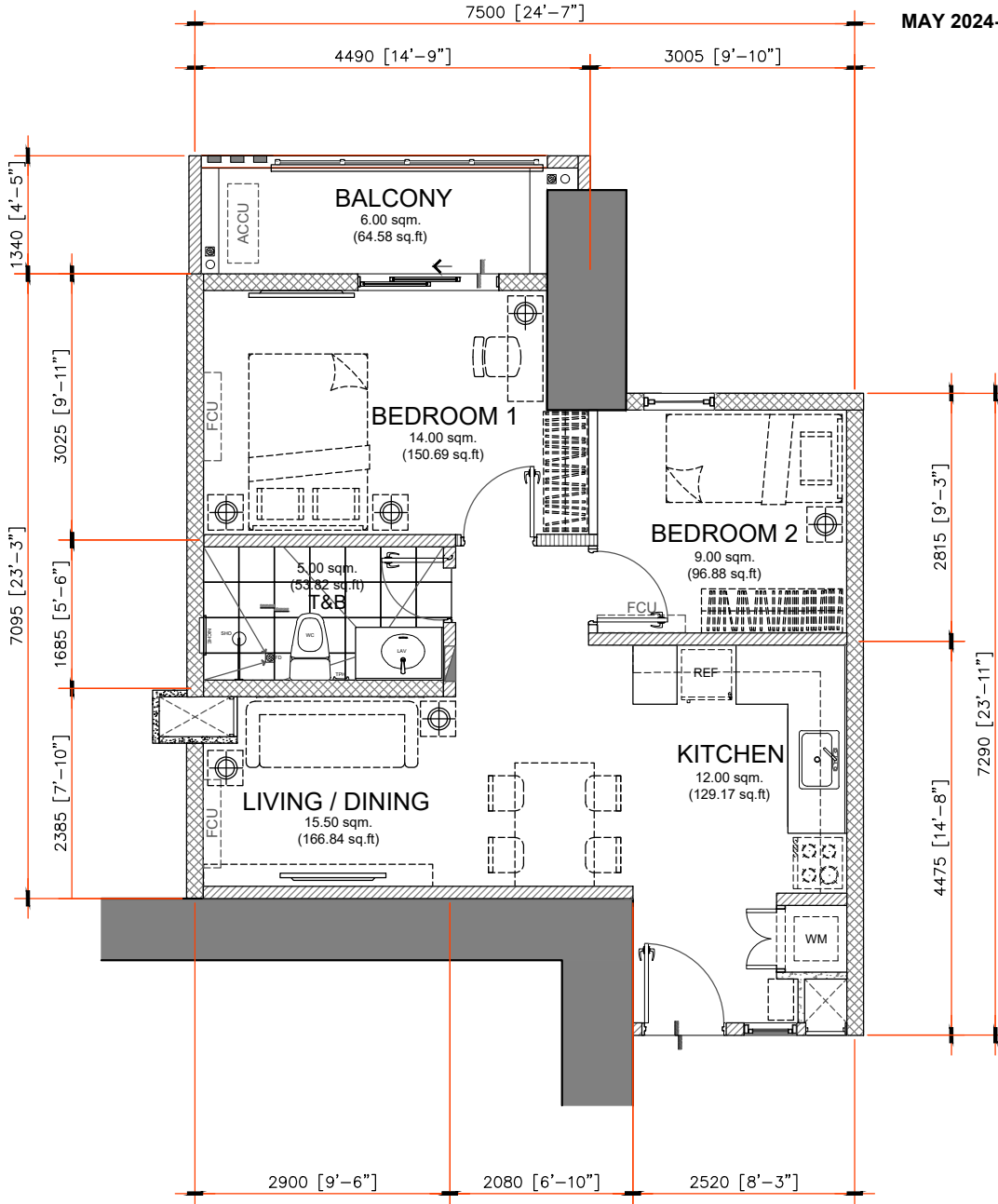
NOTE:

- DIMENSIONS & AREAS MAY VARY BASED ON ACTUAL SITE CONDITION.
- FURNITURE & APPLIANCES ARE NOT INCLUDED.
- FLOOR PLANS DEPICTED IN THIS MATERIAL ARE FOR ILLUSTRATION PURPOSES ONLY.
- ALL PLANS, DETAILS AND SPECIFICATIONS CONTAINED HEREIN ARE SUBJECT TO CHANGE WITHOUT PRIOR NOTICE AND DO NOT CONSTITUTE PART OF ANY OFFER OR CONTRACT.

NOTED BY:		
NOEL		28MAY24
ELMA		27May24
ANA		5/25

END UNIT	AREA	
	SQ.MTR.	SQ.FT.
LIVING/DINING	23.50	252.95
KITCHEN	8.00	86.11
BEDROOM 1	9.50	102.26
BEDROOM 2	8.00	86.11
T&B	6.50	69.97
UNIT AREA	55.50	597.40
BALCONY 1	11.00	118.40
BALCONY 2	4.50	48.44
GR.FLR. AREA	71.00	764.24





NOTED BY:		
NOEL		28MAY24
ELMA		27May24
ANA		5/24

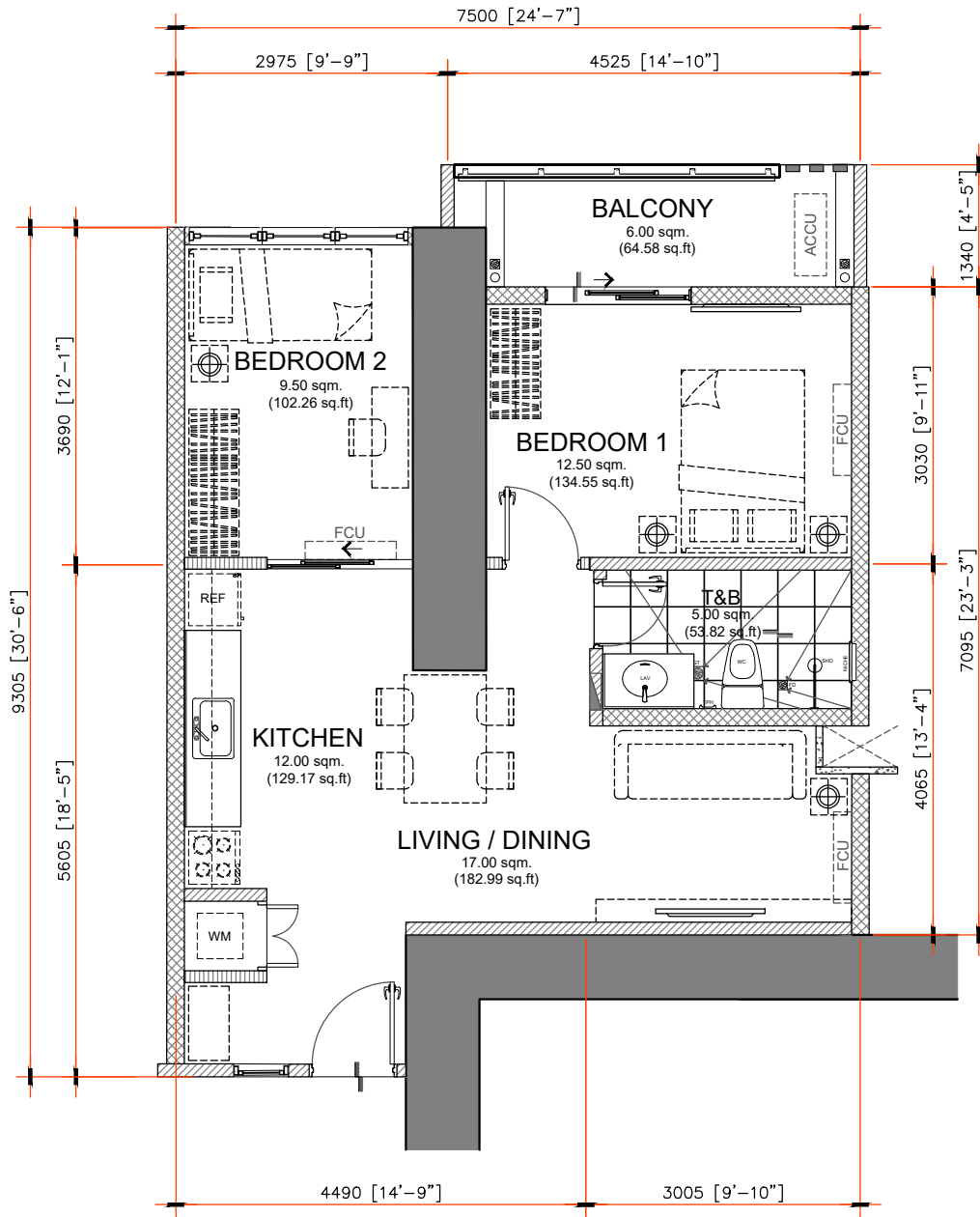
**55.50 sq.m. 2-BR TYPE - N**  
**INNER UNIT - 55.50 sq.m. / 597.40 sq.ft.**  
**WITH BALCONY - 6.00 sq.m. / 64.58 sq.ft.**  
**GROSS FLOOR AREA - 61.50 sq.m. / 661.98 sq.ft.**

SCALE: 1 : 80 mtrs.

NOTE:

- DIMENSIONS & AREAS MAY VARY BASED ON ACTUAL SITE CONDITION.
- FURNITURE & APPLIANCES ARE NOT INCLUDED.
- FLOOR PLANS DEPICTED IN THIS MATERIAL ARE FOR ILLUSTRATION PURPOSES ONLY.
- ALL PLANS, DETAILS AND SPECIFICATIONS CONTAINED HEREIN ARE SUBJECT TO CHANGE WITHOUT PRIOR NOTICE AND DO NOT CONSTITUTE PART OF ANY OFFER OR CONTRACT.

INNER UNIT	AREA	
	SQ.MTR.	SQ.FT.
LIVING/DINING	15.50	166.84
KITCHEN	12.00	129.17
BEDROOM 1	14.00	150.69
BEDROOM 2	9.00	96.88
T&B	5.00	53.82
UNIT AREA	55.50	597.40
BALCONY	6.00	64.58
GR.FLR. AREA	61.50	661.98



NOTED BY:		
NOEL		28MAY24
ELMA		27MAY24
ANA		5/29

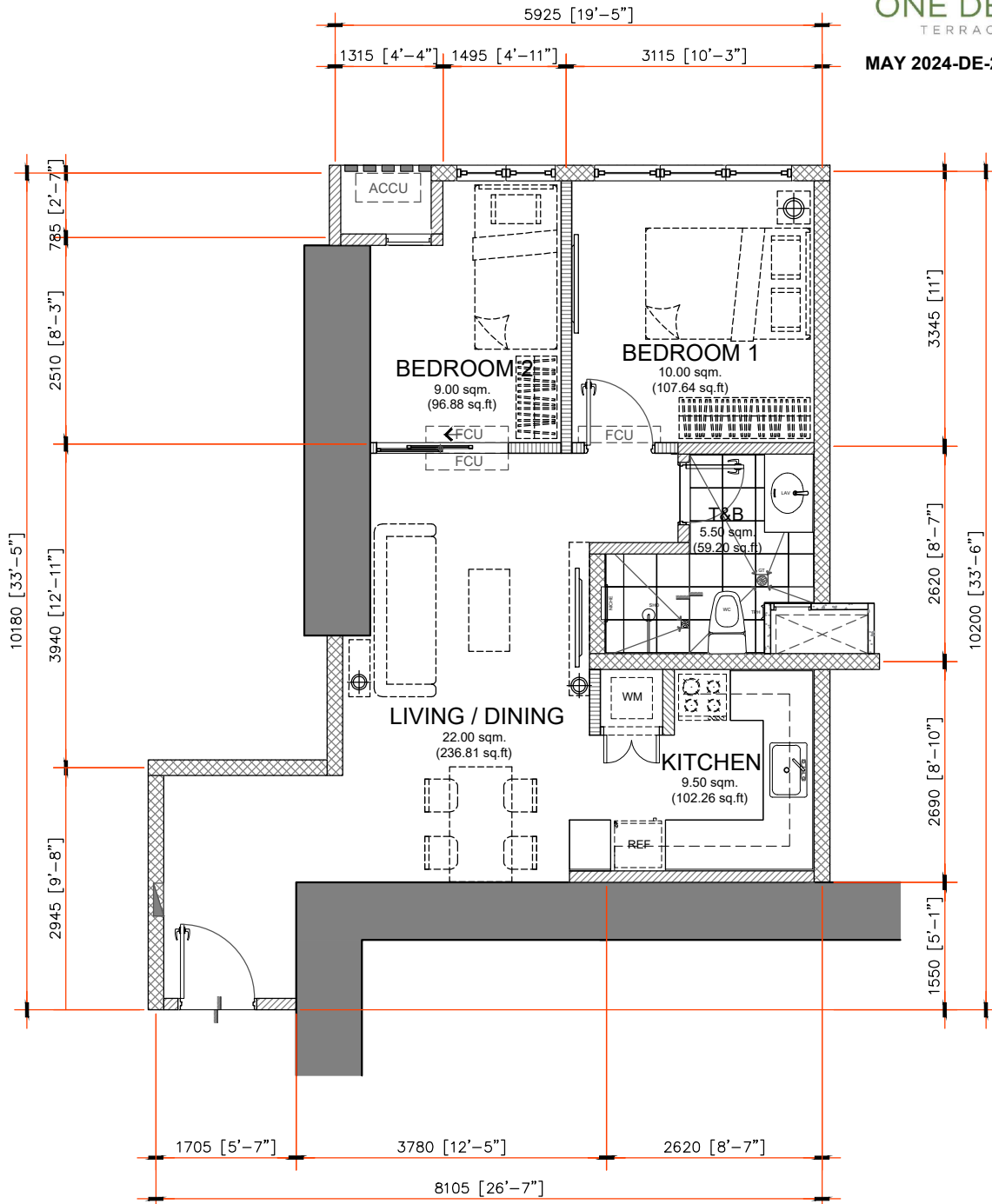
**56.00 sq.m. 2-BR TYPE - O**  
**INNER UNIT - 56.00 sq.m. / 602.78 sq.ft.**  
**WITH BALCONY - 6.00 sq.m. / 64.58 sq.ft.**  
**GROSS FLOOR AREA - 62.00 sq.m. / 667.36 sq.ft.**

SCALE: 1 : 80 mtrs.

NOTE:

- DIMENSIONS & AREAS MAY VARY BASED ON ACTUAL SITE CONDITION.
- FURNITURE & APPLIANCES ARE NOT INCLUDED.
- FLOOR PLANS DEPICTED IN THIS MATERIAL ARE FOR ILLUSTRATION PURPOSES ONLY.
- ALL PLANS, DETAILS AND SPECIFICATIONS CONTAINED HEREIN ARE SUBJECT TO CHANGE WITHOUT PRIOR NOTICE AND DO NOT CONSTITUTE PART OF ANY OFFER OR CONTRACT.

INNER UNIT	AREA	
	SQ.MTR.	SQ.FT.
LIVING/DINING	17.00	182.99
KITCHEN	12.00	129.17
BEDROOM 1	12.50	134.55
BEDROOM 2	9.50	102.26
T&B	5.00	53.82
UNIT AREA	56.00	602.78
BALCONY	6.00	64.58
GR.FLR. AREA	62.00	667.36



NOTED BY:		
NOEL	<i>[Signature]</i>	28MAY24
ELMA	<i>[Signature]</i>	27May24
ANA	<i>[Signature]</i>	5/29

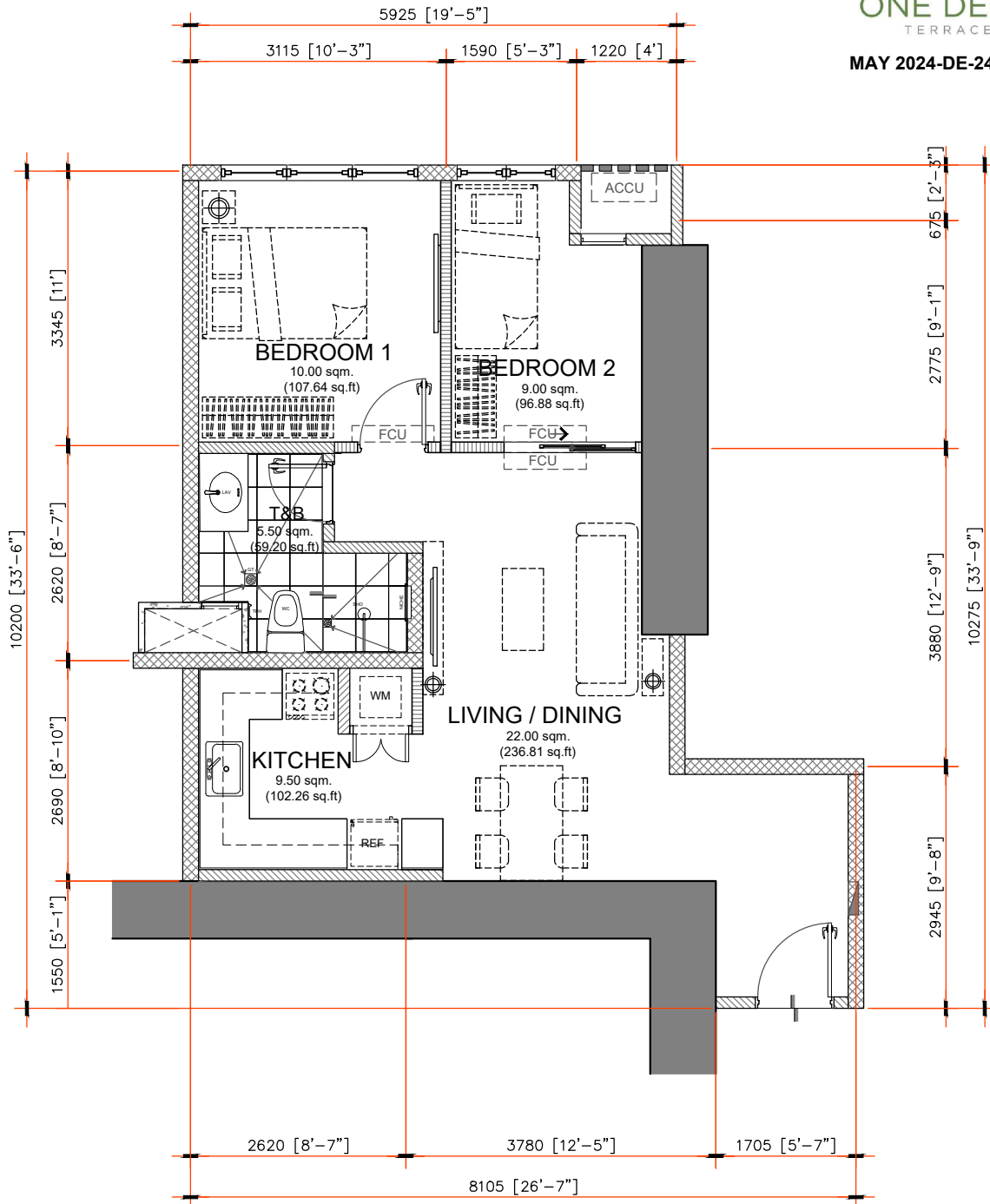
**56.00 sq.m. 2-BR TYPE - P.1**  
 INNER UNIT - 56.00 sq.m. / 602.78 sq.ft.  
 GROSS FLOOR AREA - 56.00 sq.m. / 602.78 sq.ft.

SCALE: 1 : 80 mtrs.

NOTE:

- DIMENSIONS & AREAS MAY VARY BASED ON ACTUAL SITE CONDITION.
- FURNITURE & APPLIANCES ARE NOT INCLUDED.
- FLOOR PLANS DEPICTED IN THIS MATERIAL ARE FOR ILLUSTRATION PURPOSES ONLY.
- ALL PLANS, DETAILS AND SPECIFICATIONS CONTAINED HEREIN ARE SUBJECT TO CHANGE WITHOUT PRIOR NOTICE AND DO NOT CONSTITUTE PART OF ANY OFFER OR CONTRACT.

INNER UNIT	AREA	
	SQ.MTR.	SQ.FT.
LIVING/DINING	22.00	236.81
KITCHEN	9.50	102.26
BEDROOM 1	10.00	107.64
BEDROOM 2	9.00	96.88
T&B	5.50	59.20
UNIT AREA	56.00	602.78
GR.FLR. AREA	56.00	602.78



NOTED BY:		
NOEL		28MAY24
ELMA		27May24
ANA		5/29

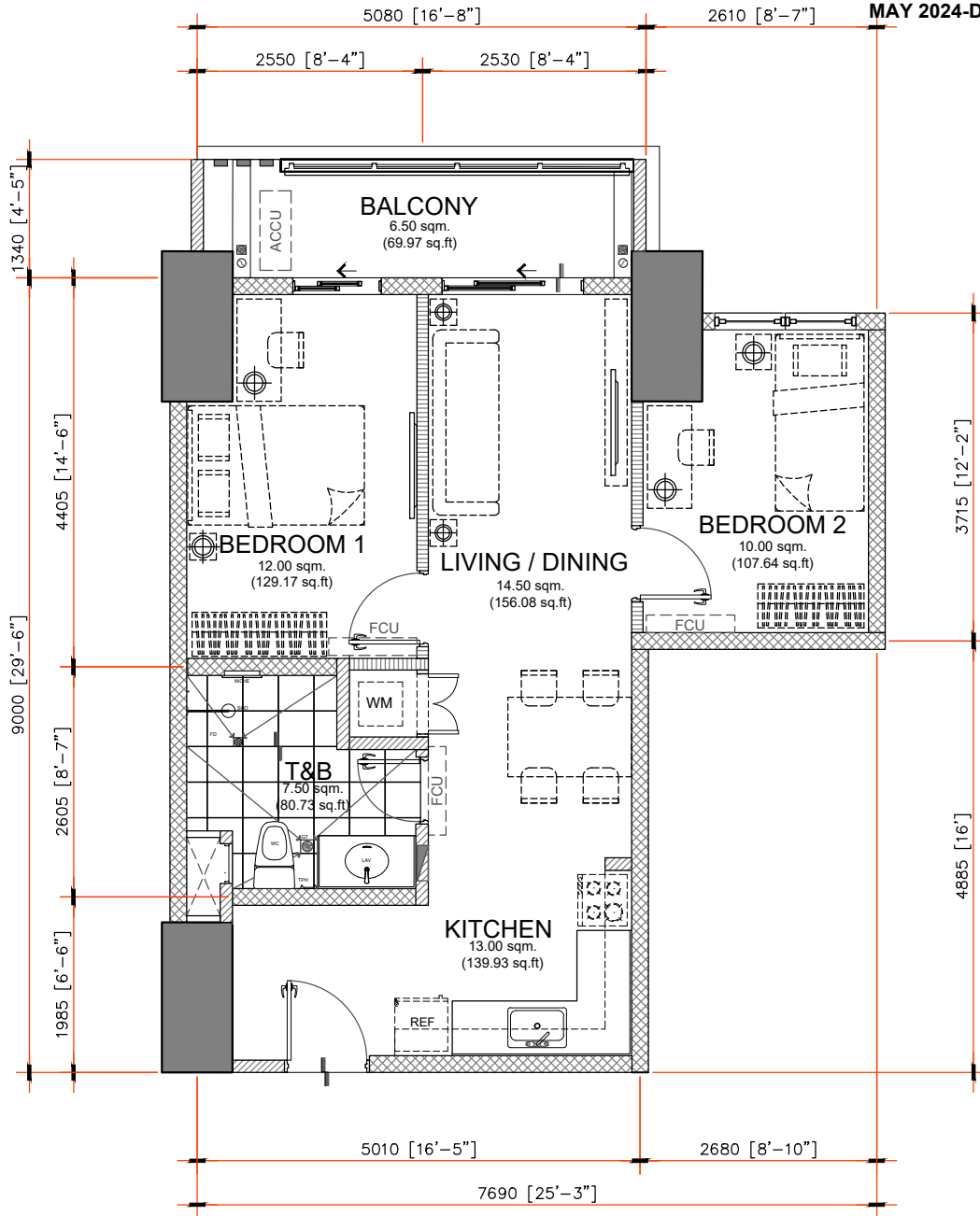
**56.00 sq.m. 2-BR TYPE - P**  
**INNER UNIT - 56.00 sq.m. / 602.78 sq.ft.**  
**GROSS FLOOR AREA - 56.00 sq.m. / 602.78 sq.ft.**

SCALE: 1 : 80 mtrs.

NOTE:

- DIMENSIONS & AREAS MAY VARY BASED ON ACTUAL SITE CONDITION.
- FURNITURE & APPLIANCES ARE NOT INCLUDED.
- FLOOR PLANS DEPICTED IN THIS MATERIAL ARE FOR ILLUSTRATION PURPOSES ONLY.
- ALL PLANS, DETAILS AND SPECIFICATIONS CONTAINED HEREIN ARE SUBJECT TO CHANGE WITHOUT PRIOR NOTICE AND DO NOT CONSTITUTE PART OF ANY OFFER OR CONTRACT.

INNER UNIT	AREA	
	SQ.MTR.	SQ.FT.
LIVING/DINING	22.00	236.81
KITCHEN	9.50	102.26
BEDROOM 1	10.00	107.64
BEDROOM 2	9.00	96.88
T&B	5.50	59.20
UNIT AREA	56.00	602.78
GR.FLR. AREA	56.00	602.78






**57.00 sq.m. 2-BR TYPE - Q**  
**INNER UNIT - 57.00 sq.m. / 613.54 sq.ft.**  
**WITH BALCONY - 6.50 sq.m. / 69.97 sq.ft.**  
**GROSS FLOOR AREA - 63.50 sq.m. / 683.51 sq.ft.**

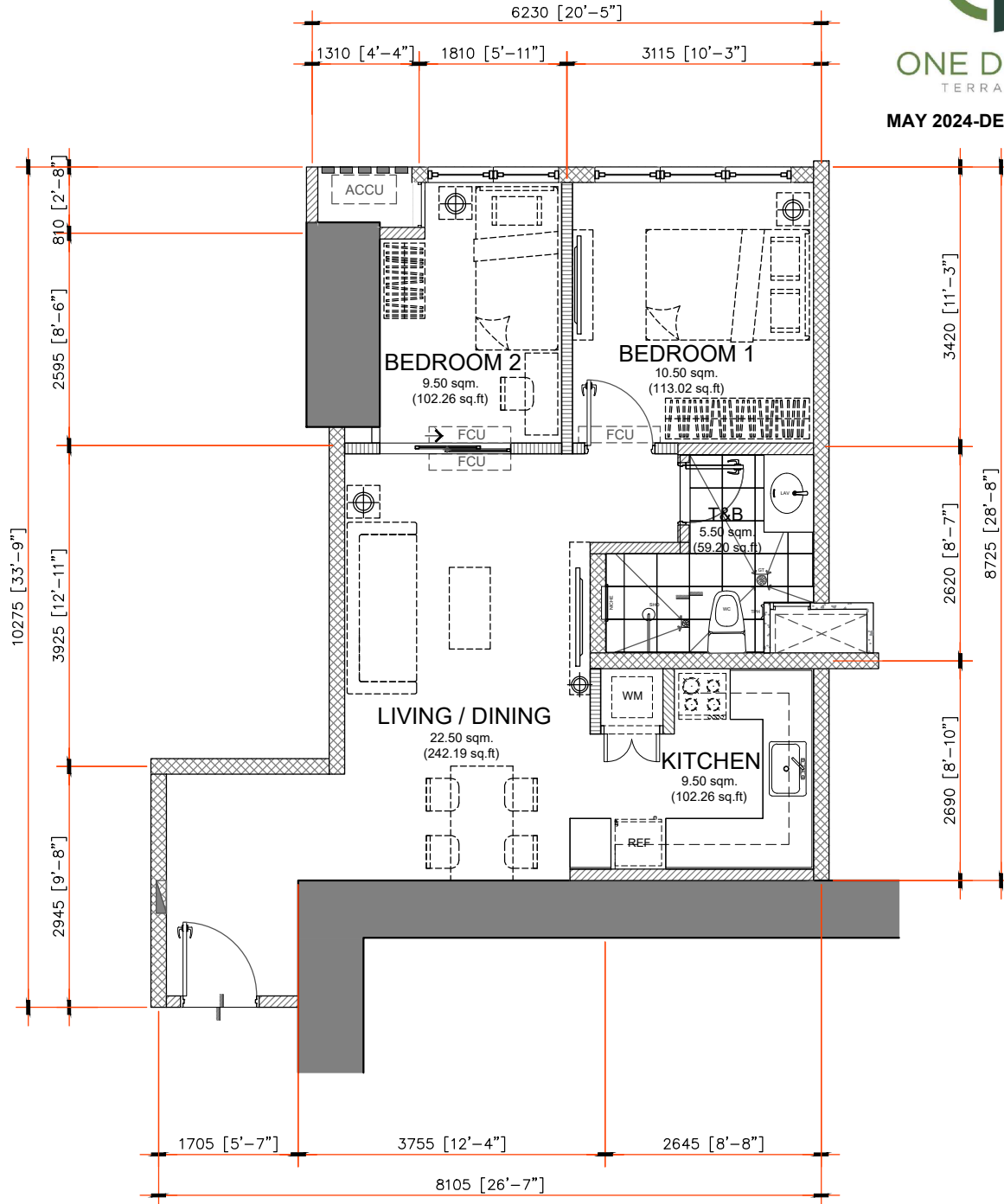
SCALE: 1 : 80 mtrs.

NOTE:

- DIMENSIONS & AREAS MAY VARY BASED ON ACTUAL SITE CONDITION.
- FURNITURE & APPLIANCES ARE NOT INCLUDED.
- FLOOR PLANS DEPICTED IN THIS MATERIAL ARE FOR ILLUSTRATION PURPOSES ONLY.
- ALL PLANS, DETAILS AND SPECIFICATIONS CONTAINED HEREIN ARE SUBJECT TO CHANGE WITHOUT PRIOR NOTICE AND DO NOT CONSTITUTE PART OF ANY OFFER OR CONTRACT.

INNER UNIT	AREA	
	SQ.MTR.	SQ.FT.
LIVING/DINING	14.50	156.08
KITCHEN	13.00	139.93
BEDROOM 1	12.00	129.17
BEDROOM 2	10.00	107.64
T&B	7.50	80.73
UNIT AREA	57.00	613.54
BALCONY	6.50	69.97
GR.FLR. AREA	63.50	683.51

NOTED BY:		
NOEL		28MAY24
ELMA		27May24
ANA		5/29



NOTED BY:		
NOEL		28MAY24
ELMA		27May24
ANA		5/29

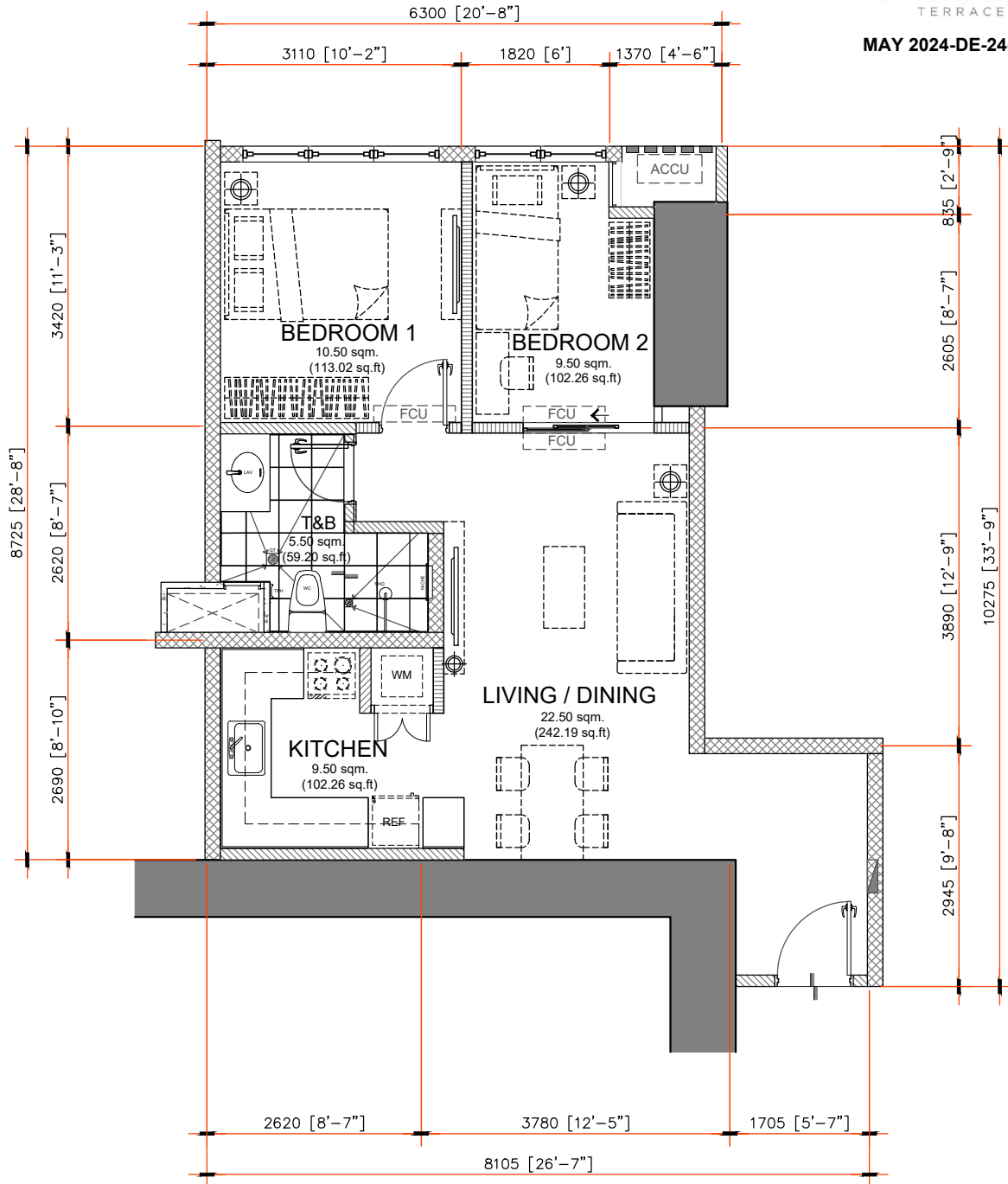
**57.50 sq.m. 2-BR TYPE - R.1**  
**INNER UNIT - 57.50 sq.m. / 618.92 sq.ft.**  
**GROSS FLOOR AREA - 57.50 sq.m. / 618.92 sq.ft.**

SCALE: 1 : 80 mtrs.

NOTE:

- DIMENSIONS & AREAS MAY VARY BASED ON ACTUAL SITE CONDITION.
- FURNITURE & APPLIANCES ARE NOT INCLUDED.
- FLOOR PLANS DEPICTED IN THIS MATERIAL ARE FOR ILLUSTRATION PURPOSES ONLY.
- ALL PLANS, DETAILS AND SPECIFICATIONS CONTAINED HEREIN ARE SUBJECT TO CHANGE WITHOUT PRIOR NOTICE AND DO NOT CONSTITUTE PART OF ANY OFFER OR CONTRACT.

INNER UNIT	AREA	
	SQ.MTR.	SQ.FT.
LIVING/DINING	22.50	242.19
KITCHEN	9.50	102.26
BEDROOM 1	10.50	113.02
BEDROOM 2	9.50	102.26
T&B	5.50	59.20
UNIT AREA	57.50	618.92
GR.FLR. AREA	57.50	618.92



NOTED BY:		
NOEL	<i>[Signature]</i>	28MAY24
ELMA	<i>[Signature]</i>	27May24
ANA	<i>[Signature]</i>	5/29

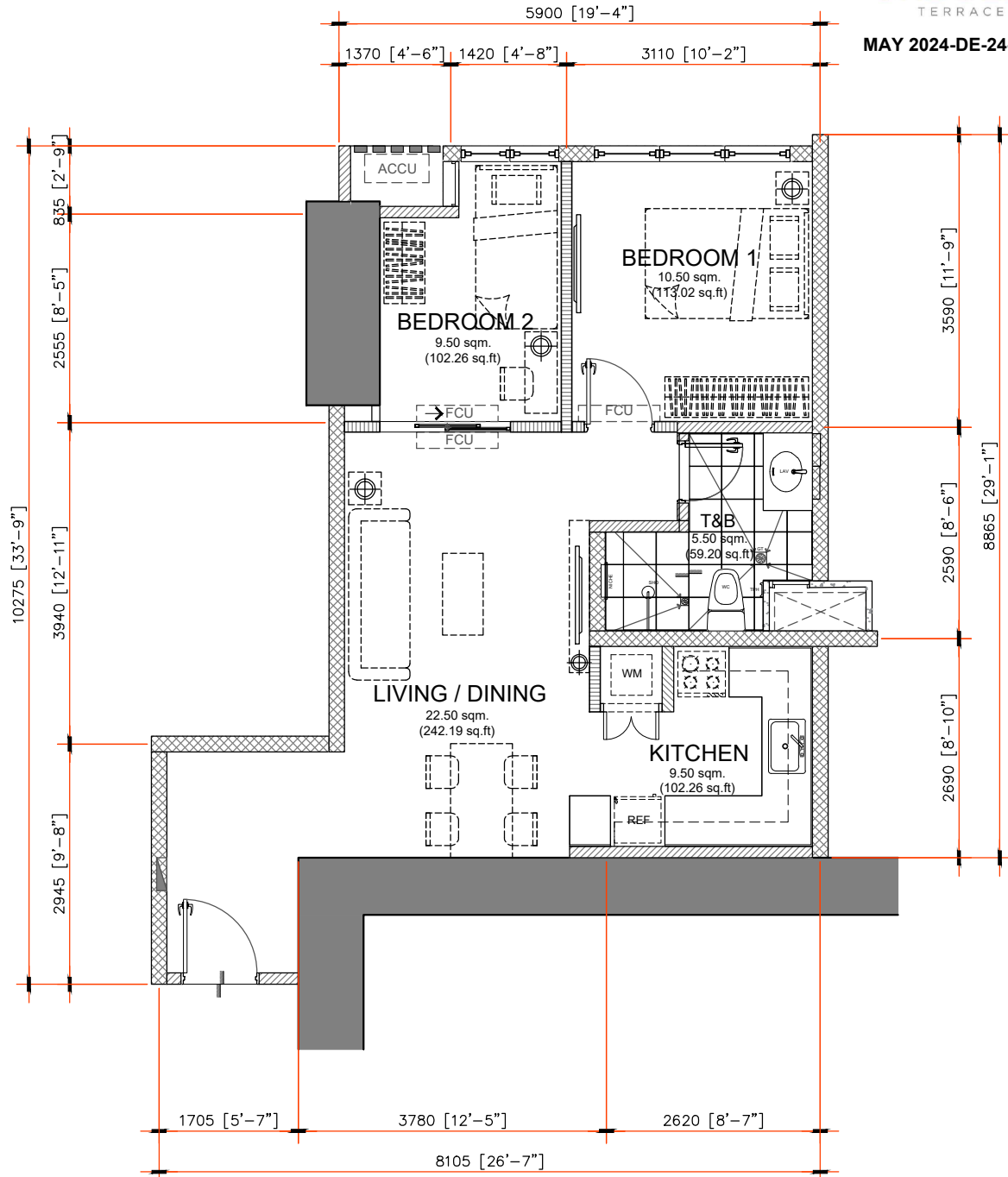
**57.50 sq.m. 2-BR TYPE - R**  
**INNER UNIT - 57.50 sq.m. / 618.92 sq.ft.**  
**GROSS FLOOR AREA - 57.50 sq.m. / 618.92 sq.ft.**

SCALE: 1 : 80 mtrs.

NOTE:

- DIMENSIONS & AREAS MAY VARY BASED ON ACTUAL SITE CONDITION.
- FURNITURE & APPLIANCES ARE NOT INCLUDED.
- FLOOR PLANS DEPICTED IN THIS MATERIAL ARE FOR ILLUSTRATION PURPOSES ONLY.
- ALL PLANS, DETAILS AND SPECIFICATIONS CONTAINED HEREIN ARE SUBJECT TO CHANGE WITHOUT PRIOR NOTICE AND DO NOT CONSTITUTE PART OF ANY OFFER OR CONTRACT.

INNER UNIT	AREA	
	SQ.MTR.	SQ.FT.
LIVING/DINING	22.50	242.19
KITCHEN	9.50	102.26
BEDROOM 1	10.50	113.02
BEDROOM 2	9.50	102.26
T&B	5.50	59.20
UNIT AREA	57.50	618.92
GR.FLR. AREA	57.50	618.92



NOTED BY:		
NOEL		28MAY24
ELMA		27May24
ANA		5/24

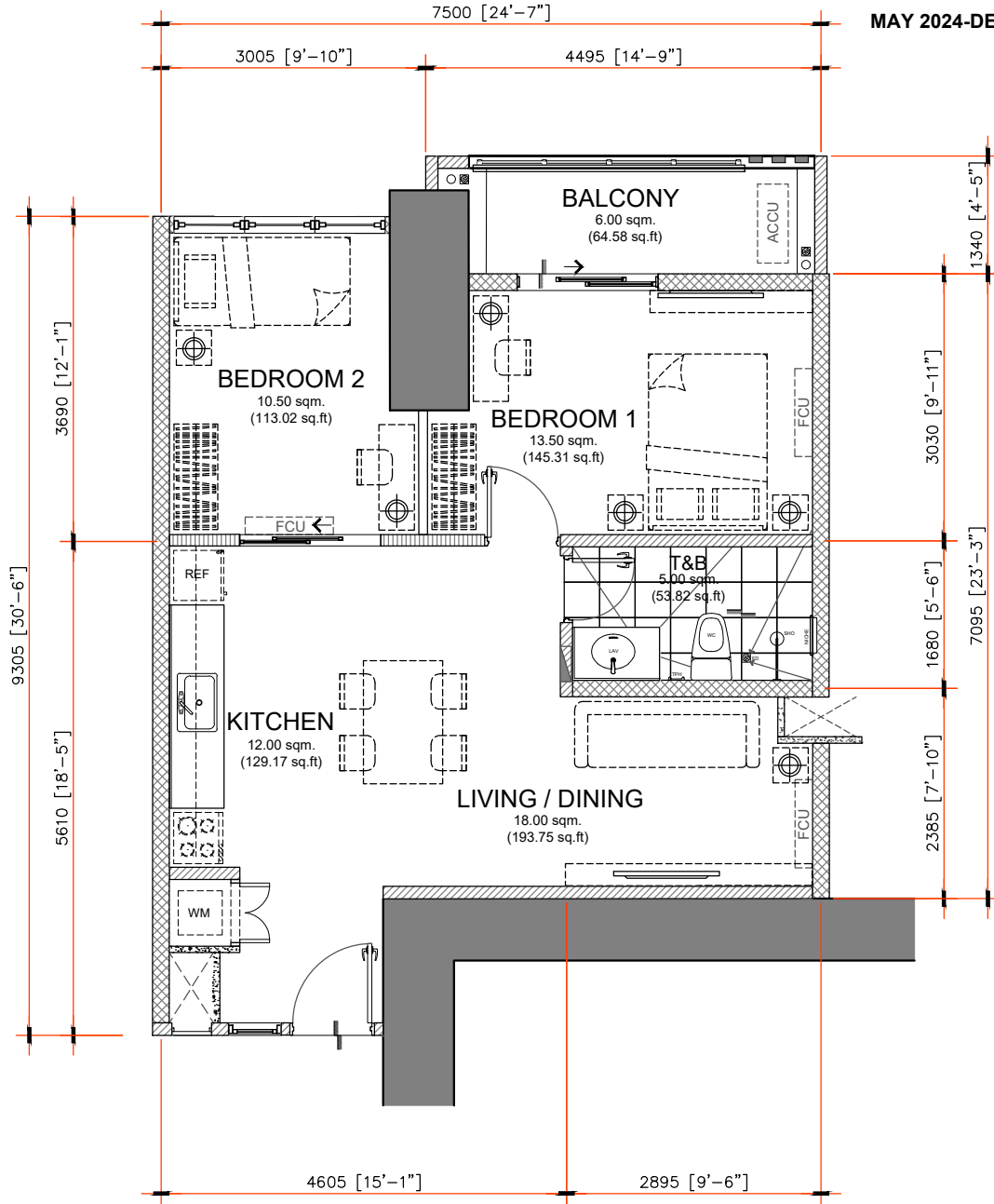
**57.50 sq.m. 2-BR TYPE - S**  
**INNER UNIT - 57.50 sq.m. / 618.92 sq.ft.**  
**GROSS FLOOR AREA - 57.50 sq.m. / 618.92 sq.ft.**

SCALE: 1 : 80 mtrs.

NOTE:

- DIMENSIONS & AREAS MAY VARY BASED ON ACTUAL SITE CONDITION.
- FURNITURE & APPLIANCES ARE NOT INCLUDED.
- FLOOR PLANS DEPICTED IN THIS MATERIAL ARE FOR ILLUSTRATION PURPOSES ONLY.
- ALL PLANS, DETAILS AND SPECIFICATIONS CONTAINED HEREIN ARE SUBJECT TO CHANGE WITHOUT PRIOR NOTICE AND DO NOT CONSTITUTE PART OF ANY OFFER OR CONTRACT.

INNER UNIT	AREA	
	SQ.MTR.	SQ.FT.
LIVING/DINING	22.50	242.19
KITCHEN	9.50	102.26
BEDROOM 1	10.50	113.02
BEDROOM 2	9.50	102.26
T&B	5.50	59.20
UNIT AREA	57.50	618.92
GR.FLR. AREA	57.50	618.92



**59.00 sq.m. 2-BR TYPE - T**  
**INNER UNIT - 59.00 sq.m. / 635.07 sq.ft.**  
**WITH BALCONY - 6.00 sq.m. / 64.58 sq.ft.**  
**GROSS FLOOR AREA - 65.00 sq.m. / 699.65 sq.ft.**

SCALE: 1 : 80 mtrs.

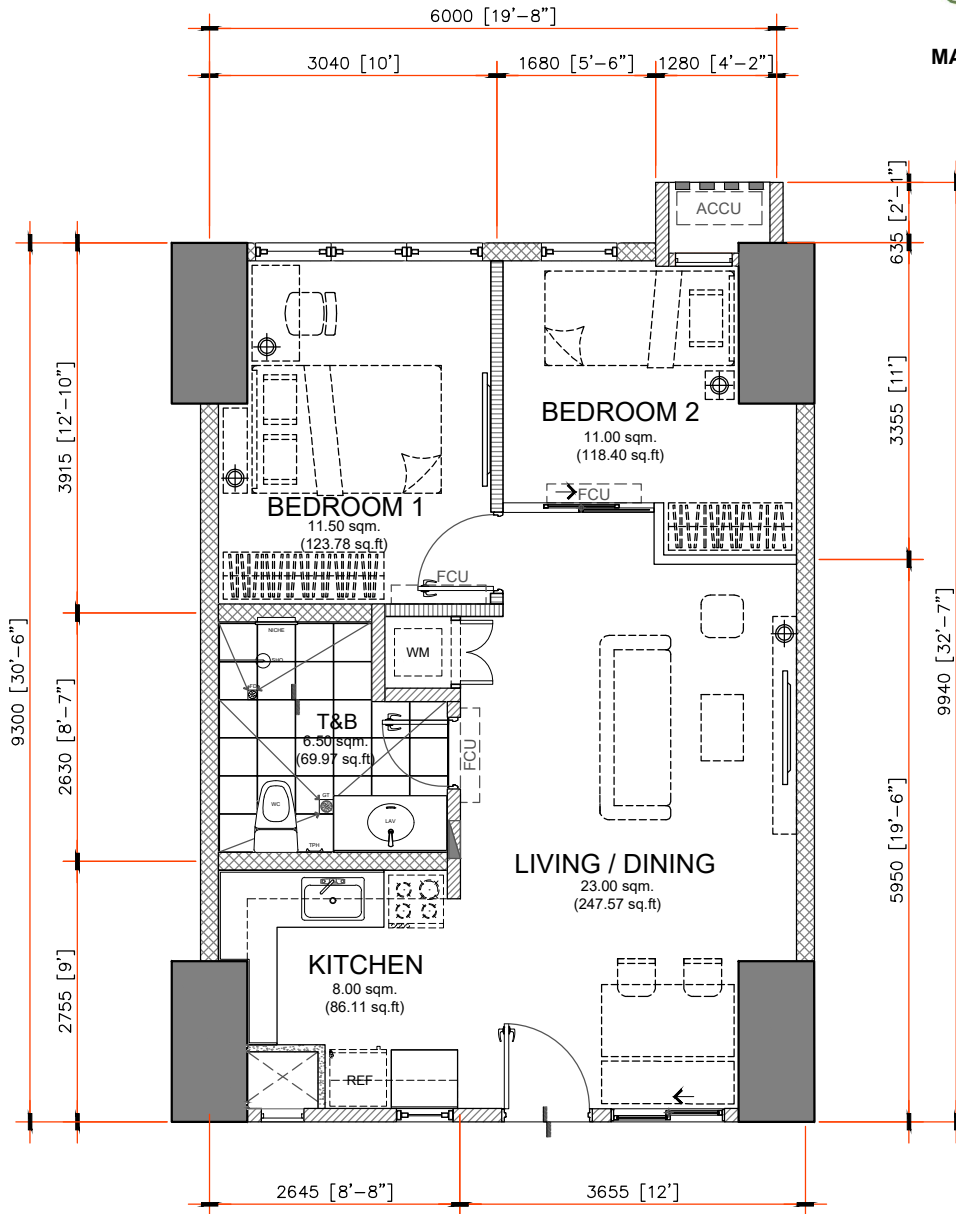
NOTE:

- DIMENSIONS & AREAS MAY VARY BASED ON ACTUAL SITE CONDITION.
- FURNITURE & APPLIANCES ARE NOT INCLUDED.
- FLOOR PLANS DEPICTED IN THIS MATERIAL ARE FOR ILLUSTRATION PURPOSES ONLY.
- ALL PLANS, DETAILS AND SPECIFICATIONS CONTAINED HEREIN ARE SUBJECT TO CHANGE WITHOUT PRIOR NOTICE AND DO NOT CONSTITUTE PART OF ANY OFFER OR CONTRACT.

INNER UNIT	AREA	
	SQ.MTR.	SQ.FT.
LIVING/DINING	18.00	193.75
KITCHEN	12.00	129.17
BEDROOM 1	13.50	145.31
BEDROOM 2	10.50	113.02
T&B	5.00	53.82
UNIT AREA	59.00	635.07
BALCONY	6.00	64.58
GR.FLR. AREA	65.00	699.65

NOTED BY:		
NOEL		28MAY24
ELMA		27May24
ANA		5/29





NOTED BY:		
NOEL		28MAY24
ELMA		27May24
ANA		5/29

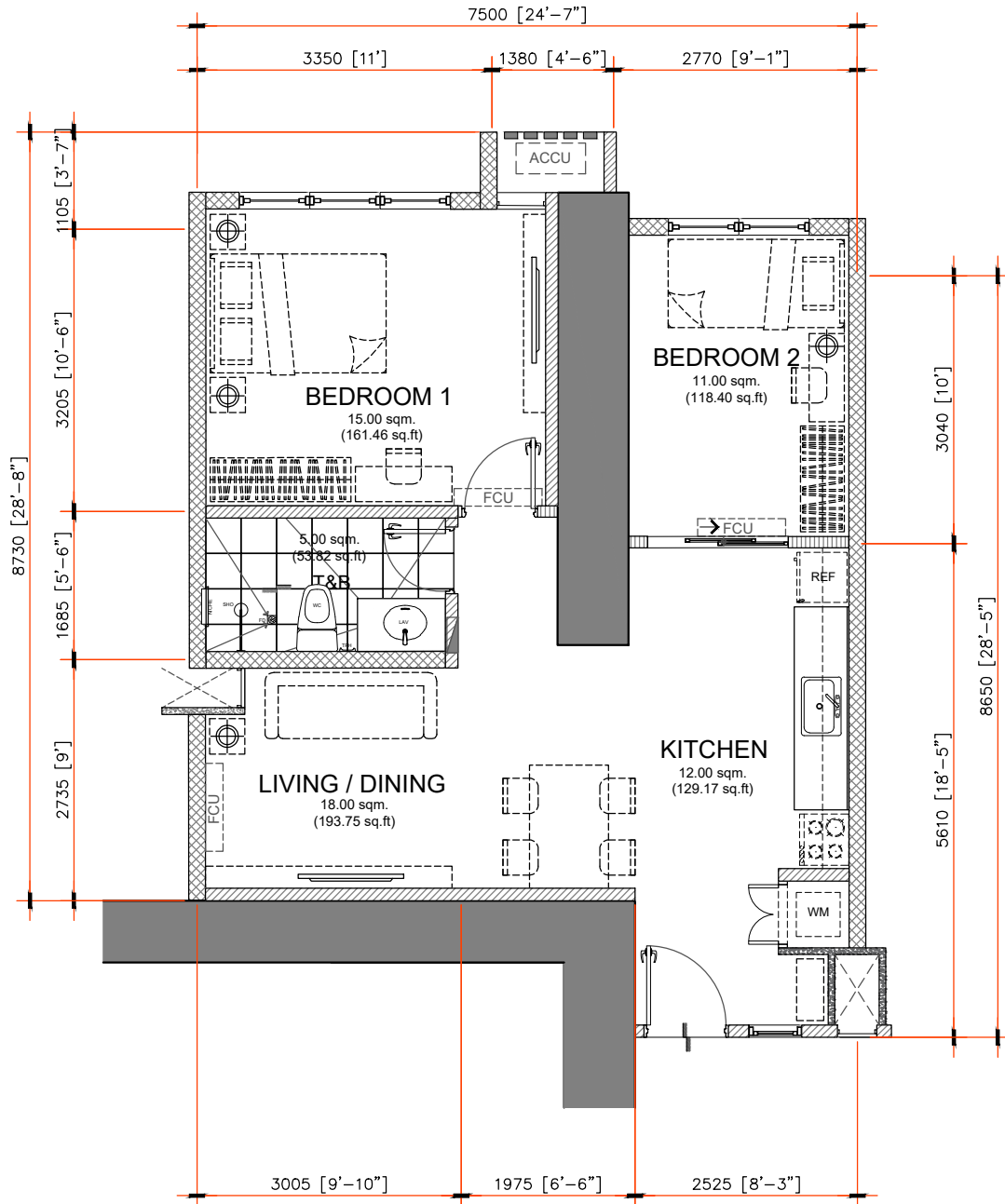
**60.00 sq.m. 2-BR TYPE - U**  
**INNER UNIT - 60.00 sq.m. / 645.83 sq.ft.**  
**GROSS FLOOR AREA - 60.00 sq.m. / 645.83 sq.ft.**

SCALE: 1 : 80 mtrs.

NOTE:

- DIMENSIONS & AREAS MAY VARY BASED ON ACTUAL SITE CONDITION.
- FURNITURE & APPLIANCES ARE NOT INCLUDED.
- FLOOR PLANS DEPICTED IN THIS MATERIAL ARE FOR ILLUSTRATION PURPOSES ONLY.
- ALL PLANS, DETAILS AND SPECIFICATIONS CONTAINED HEREIN ARE SUBJECT TO CHANGE WITHOUT PRIOR NOTICE AND DO NOT CONSTITUTE PART OF ANY OFFER OR CONTRACT.

INNER UNIT	AREA	
	SQ.MTR.	SQ.FT.
LIVING/DINING	23.00	247.57
KITCHEN	8.00	86.11
BEDROOM 1	11.50	123.78
BEDROOM 2	11.00	118.40
T&B	6.50	69.97
UNIT AREA	60.00	645.83
GR.FLR. AREA	60.00	645.83



NOTED BY:		
NOEL		28MAY24
ELMA		27May24
ANA		5/29

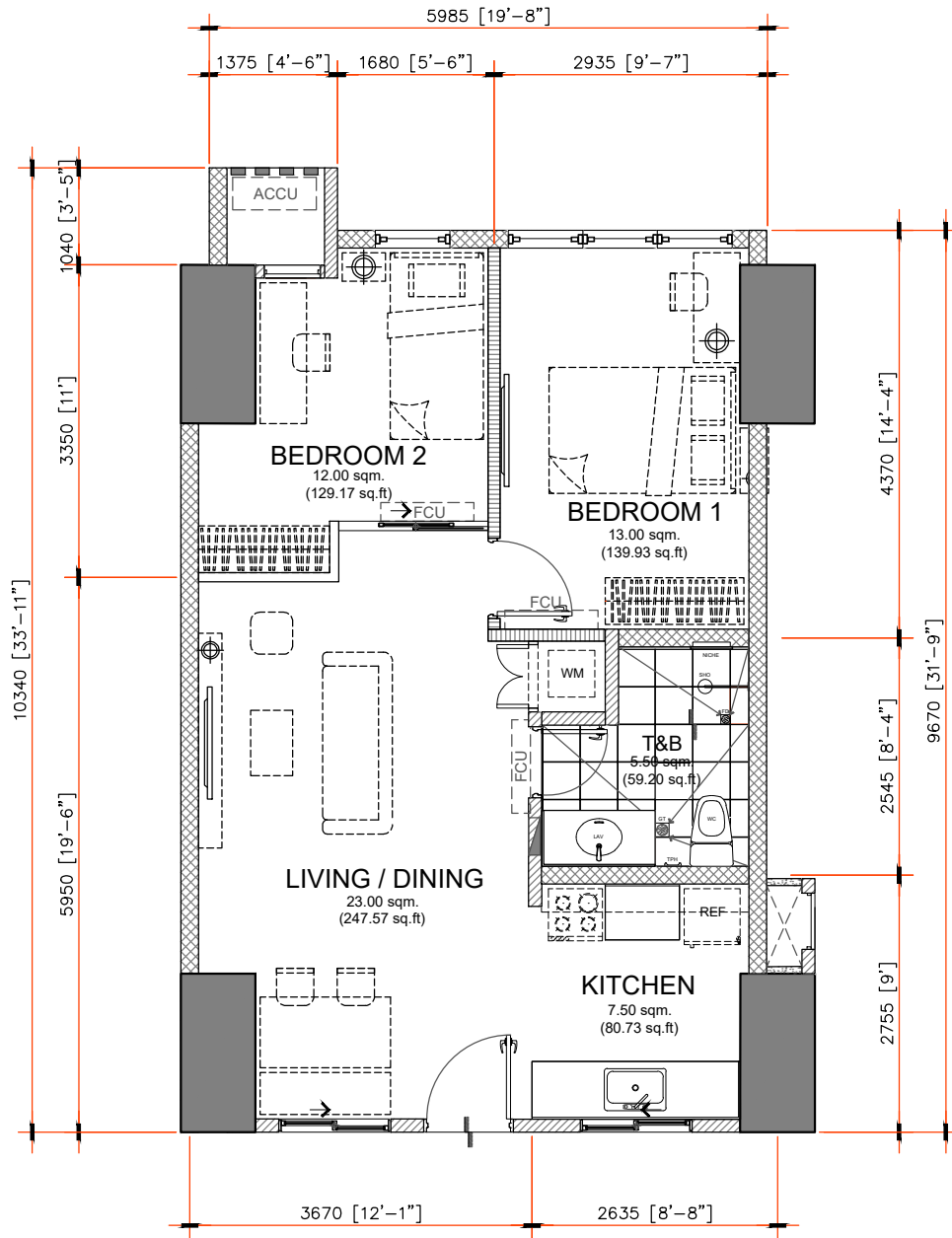
**61.00 sq.m. 2-BR TYPE - V**  
**INNER UNIT - 61.00 sq.m. / 656.60 sq.ft.**  
**GROSS FLOOR AREA - 61.00 sq.m. / 656.60 sq.ft.**

SCALE: 1 : 80 mtrs.

NOTE:

- DIMENSIONS & AREAS MAY VARY BASED ON ACTUAL SITE CONDITION.
- FURNITURE & APPLIANCES ARE NOT INCLUDED.
- FLOOR PLANS DEPICTED IN THIS MATERIAL ARE FOR ILLUSTRATION PURPOSES ONLY.
- ALL PLANS, DETAILS AND SPECIFICATIONS CONTAINED HEREIN ARE SUBJECT TO CHANGE WITHOUT PRIOR NOTICE AND DO NOT CONSTITUTE PART OF ANY OFFER OR CONTRACT.

INNER UNIT	AREA	
	SQ.MTR.	SQ.FT.
LIVING/DINING	18.00	193.75
KITCHEN	12.00	129.17
BEDROOM 1	15.00	161.46
BEDROOM 2	11.00	118.40
T&B	5.00	53.82
UNIT AREA	61.00	656.60
GR.FLR. AREA	61.00	656.60



NOTED BY:		
NOEL		28MAY24
ELMA		27May24
ANA		5/25

**61.00 sq.m. 2-BR TYPE - W**  
 INNER UNIT-61.00 sq.m. / 656.60 sq.ft.  
 GROSS FLOOR AREA - 61.00 sq.m. / 656.60 sq.ft.

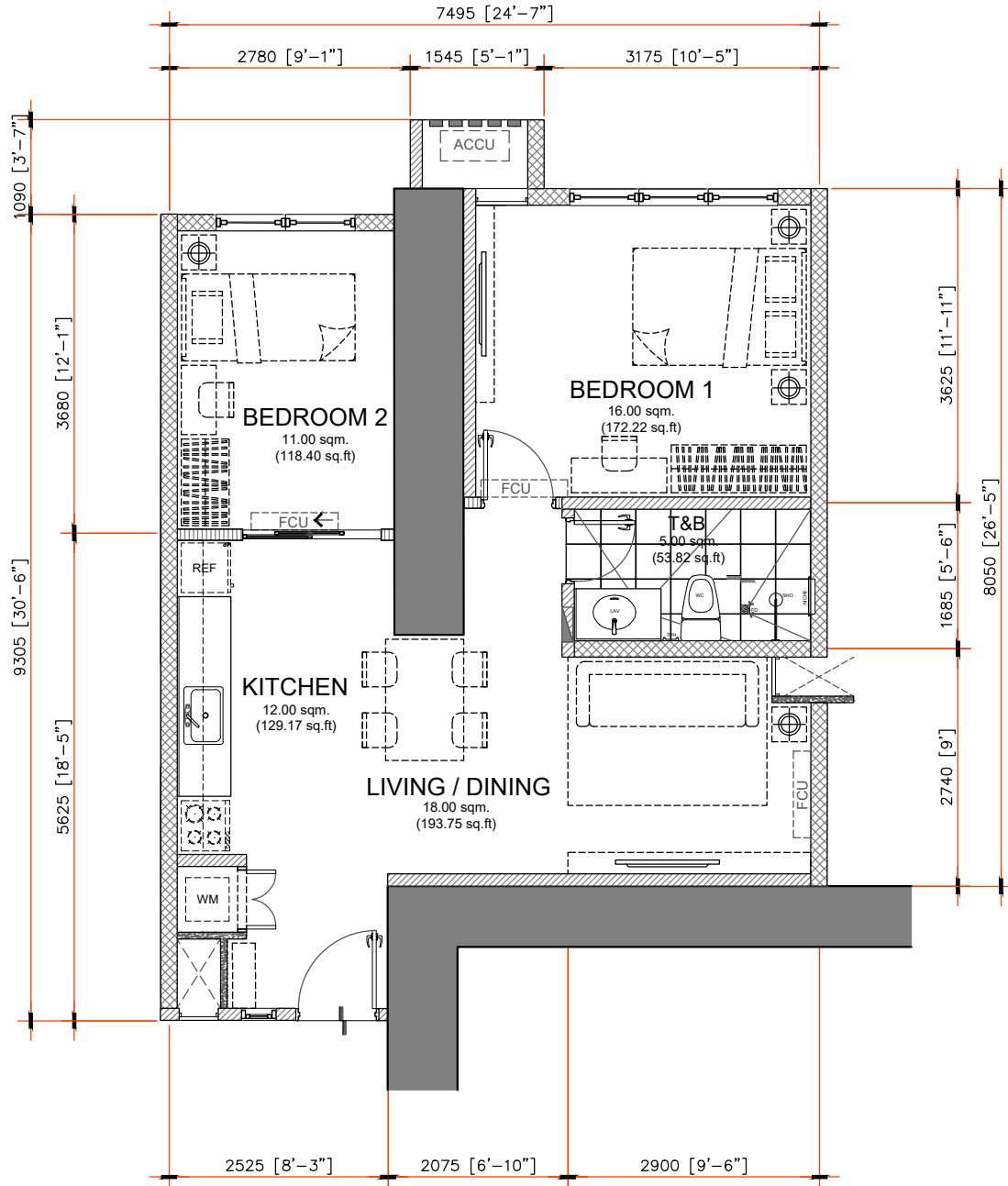
SCALE: 1 : 80 mtrs.

NOTE:




- DIMENSIONS & AREAS MAY VARY BASED ON ACTUAL SITE CONDITION.
- FURNITURE & APPLIANCES ARE NOT INCLUDED.
- FLOOR PLANS DEPICTED IN THIS MATERIAL ARE FOR ILLUSTRATION PURPOSES ONLY.
- ALL PLANS, DETAILS AND SPECIFICATIONS CONTAINED HEREIN ARE SUBJECT TO CHANGE WITHOUT PRIOR NOTICE AND DO NOT CONSTITUTE PART OF ANY OFFER OR CONTRACT.

INNER UNIT	AREA	
	SQ.MTR.	SQ.FT.
LIVING/DINING	23.00	247.57
KITCHEN	7.50	80.73
BEDROOM 1	13.00	139.93
BEDROOM 2	12.00	129.17
T&B	5.50	59.20
UNIT AREA	61.00	656.60
GR.FLR. AREA	61.00	656.60





INNER UNIT	AREA	
	SQ.MTR.	SQ.FT.
LIVING/DINING	18.00	193.75
KITCHEN	12.00	129.17
BEDROOM 1	16.00	172.22
BEDROOM 2	11.00	118.40
T&B	5.00	53.82
UNIT AREA	62.00	667.36
GR.FLR. AREA	62.00	667.36

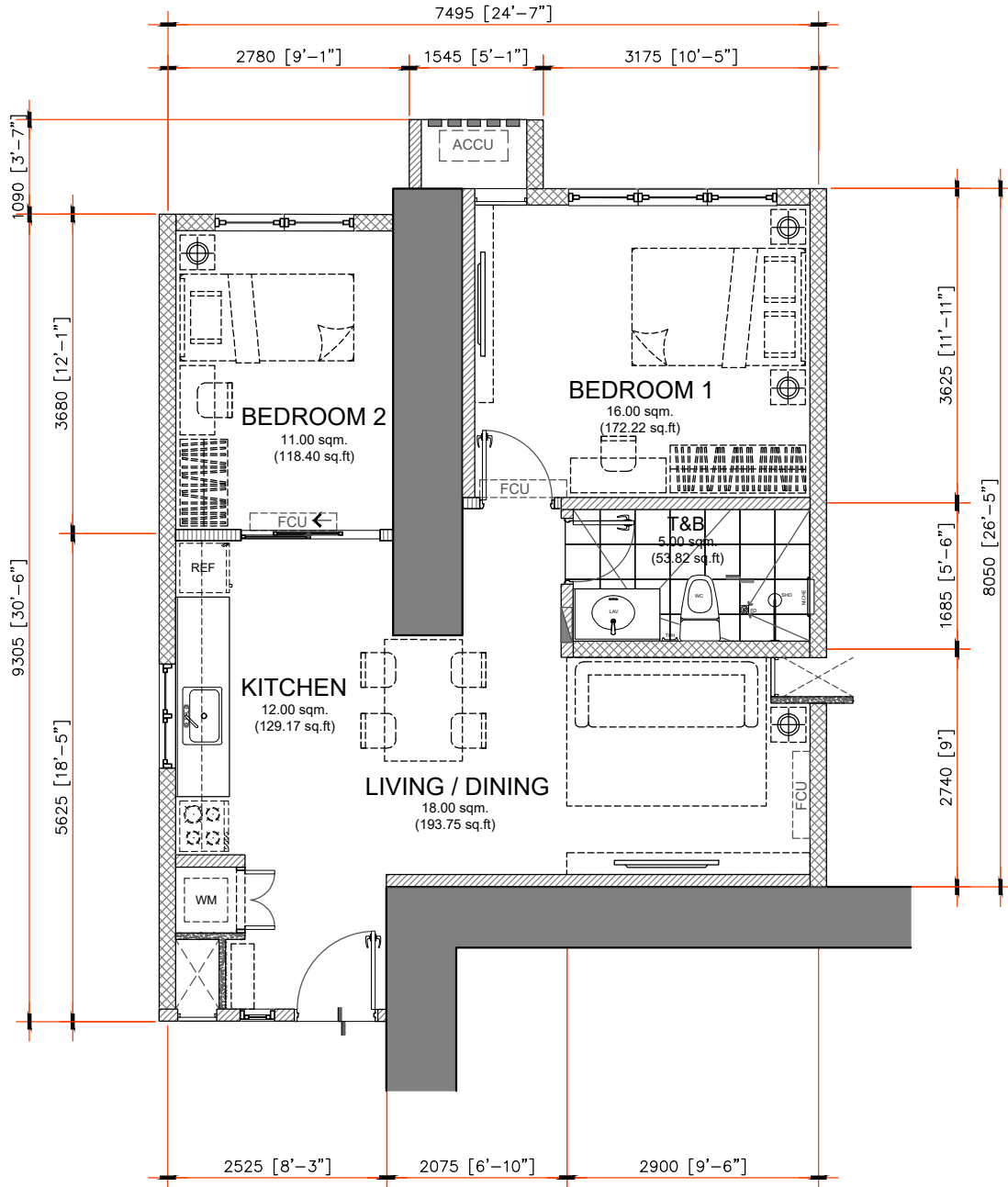
NOTED BY:		
NOEL		28MAY24
ELMA		27May24
ANA		5/24

**62.00 sq.m. 2-BR TYPE - X**  
 INNER UNIT - 62.00 sq.m. / 667.36 sq.ft.  
 GROSS FLOOR AREA - 62.00 sq.m. / 667.36 sq.ft.

SCALE: 1 : 80 mtrs.

NOTE:

- DIMENSIONS & AREAS MAY VARY BASED ON ACTUAL SITE CONDITION.
- FURNITURE & APPLIANCES ARE NOT INCLUDED.
- FLOOR PLANS DEPICTED IN THIS MATERIAL ARE FOR ILLUSTRATION PURPOSES ONLY.
- ALL PLANS, DETAILS AND SPECIFICATIONS CONTAINED HEREIN ARE SUBJECT TO CHANGE WITHOUT PRIOR NOTICE AND DO NOT CONSTITUTE PART OF ANY OFFER OR CONTRACT.



NOTED BY:		
NOEL		28MAY24
ELMA		27MAY24
ANA		5/29

**62.00 sq.m. 2-BR TYPE - Y**

INNER UNIT -62.00 sq.m. / 667.36 sq.ft.

GROSS FLOOR AREA - 62.00 sq.m. / 667.36 sq.ft.

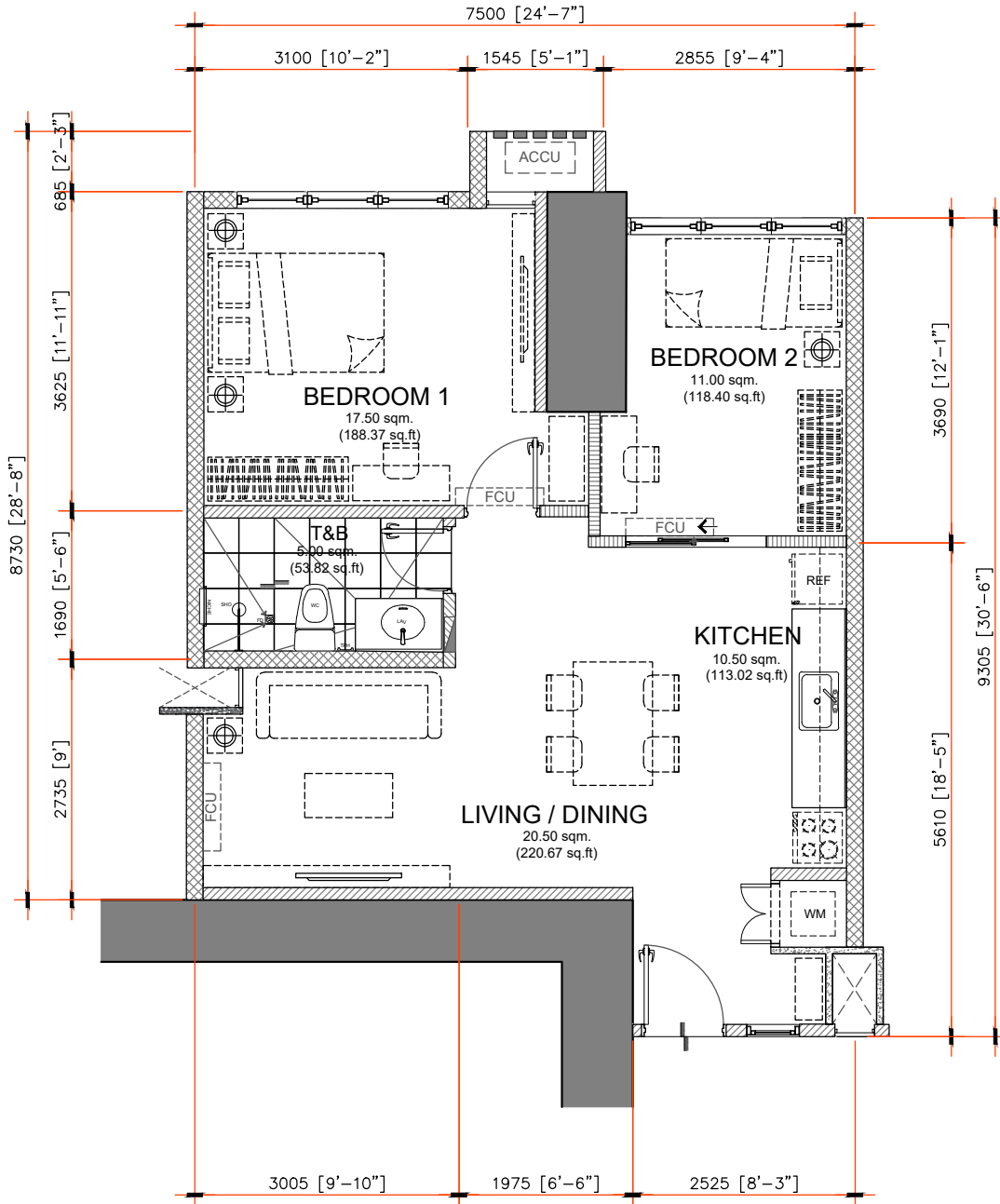
SCALE:

1 : 80 mtrs.

NOTE:

- DIMENSIONS & AREAS MAY VARY BASED ON ACTUAL SITE CONDITION.
- FURNITURE & APPLIANCES ARE NOT INCLUDED.
- FLOOR PLANS DEPICTED IN THIS MATERIAL ARE FOR ILLUSTRATION PURPOSES ONLY.
- ALL PLANS, DETAILS AND SPECIFICATIONS CONTAINED HEREIN ARE SUBJECT TO CHANGE WITHOUT PRIOR NOTICE AND DO NOT CONSTITUTE PART OF ANY OFFER OR CONTRACT.

INNER UNIT	AREA	
	SQ.MTR.	SQ.FT.
LIVING/DINING	18.00	193.75
KITCHEN	12.00	129.17
BEDROOM 1	16.00	172.22
BEDROOM 2	11.00	118.40
T&B	5.00	53.82
UNIT AREA	62.00	667.36
GR.FLR. AREA	62.00	667.36



NOTED BY:		
NOEL		28MAY24
ELMA		27May24
ANA		5/24

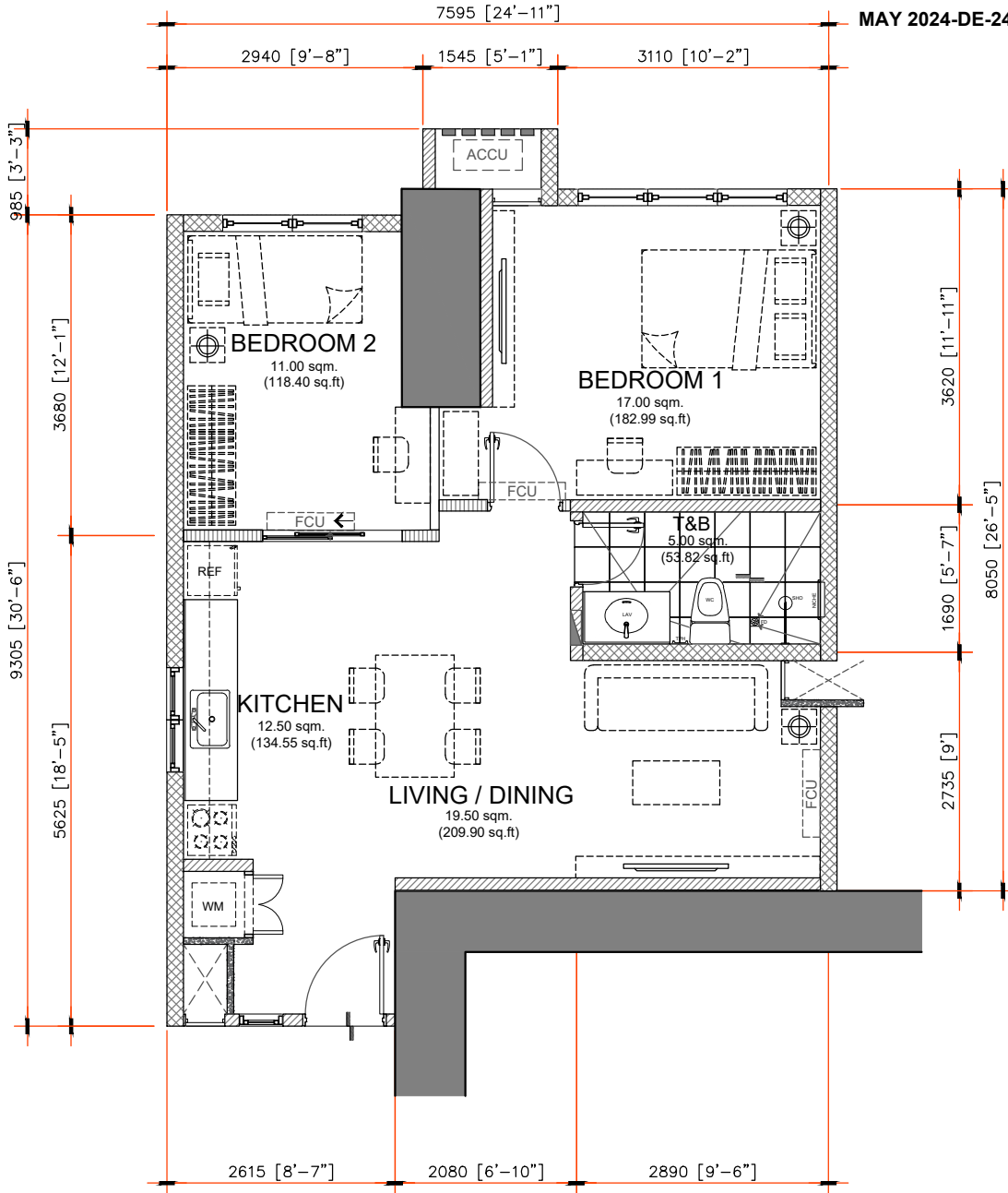
**64.50 sq.m. 2-BR TYPE - Z**  
**INNER UNIT - 64.00 sq.m. / 694.27 sq.ft.**  
**GROSS FLOOR AREA - 64.00 sq.m. / 694.27 sq.ft.**

SCALE: 1 : 80 mtrs.

NOTE:

- DIMENSIONS & AREAS MAY VARY BASED ON ACTUAL SITE CONDITION.
- FURNITURE & APPLIANCES ARE NOT INCLUDED.
- FLOOR PLANS DEPICTED IN THIS MATERIAL ARE FOR ILLUSTRATION PURPOSES ONLY.
- ALL PLANS, DETAILS AND SPECIFICATIONS CONTAINED HEREIN ARE SUBJECT TO CHANGE WITHOUT PRIOR NOTICE AND DO NOT CONSTITUTE PART OF ANY OFFER OR CONTRACT.

INNER UNIT	AREA	
	SQ.MTR.	SQ.FT.
LIVING/DINING	20.50	220.66
KITCHEN	10.50	113.02
BEDROOM 1	17.50	188.37
BEDROOM 2	11.00	118.40
T&B	5.00	53.82
UNIT AREA	64.50	694.27
GR.FLR. AREA	64.50	694.27



NOTED BY:		
NOEL	<i>[Signature]</i>	28MAY24
ELMA	<i>[Signature]</i>	27May24
ANA	<i>[Signature]</i>	5/29

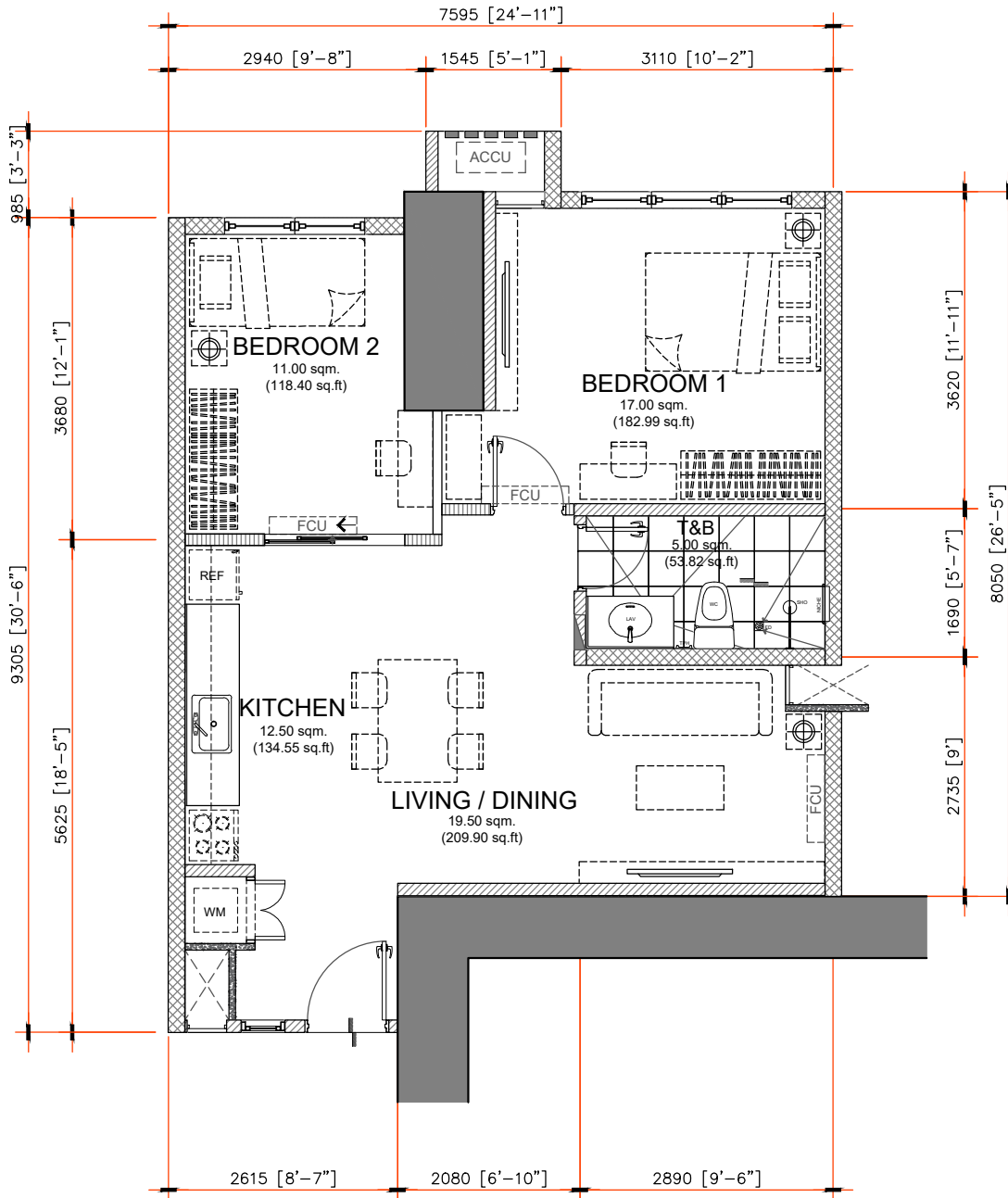
**65.00 sq.m. 2-BR TYPE - AA**  
 INNER UNIT - 65.00 sq.m. / 699.65 sq.ft.  
 GROSS FLOOR AREA - 65.00 sq.m. / 699.65 sq.ft.

SCALE: 1 : 80 mtrs.

NOTE:

- DIMENSIONS & AREAS MAY VARY BASED ON ACTUAL SITE CONDITION.
- FURNITURE & APPLIANCES ARE NOT INCLUDED.
- FLOOR PLANS DEPICTED IN THIS MATERIAL ARE FOR ILLUSTRATION PURPOSES ONLY.
- ALL PLANS, DETAILS AND SPECIFICATIONS CONTAINED HEREIN ARE SUBJECT TO CHANGE WITHOUT PRIOR NOTICE AND DO NOT CONSTITUTE PART OF ANY OFFER OR CONTRACT.

INNER UNIT	AREA	
	SQ.MTR.	SQ.FT.
LIVING/DINING	19.50	209.90
KITCHEN	12.50	134.55
BEDROOM 1	17.00	182.99
BEDROOM 2	11.00	118.40
T&B	5.00	53.82
UNIT AREA	65.00	699.65
GR.FLR. AREA	65.00	699.65



NOTED BY:		
NOEL		28MAY24
ELMA		27May24
ANA		5/29

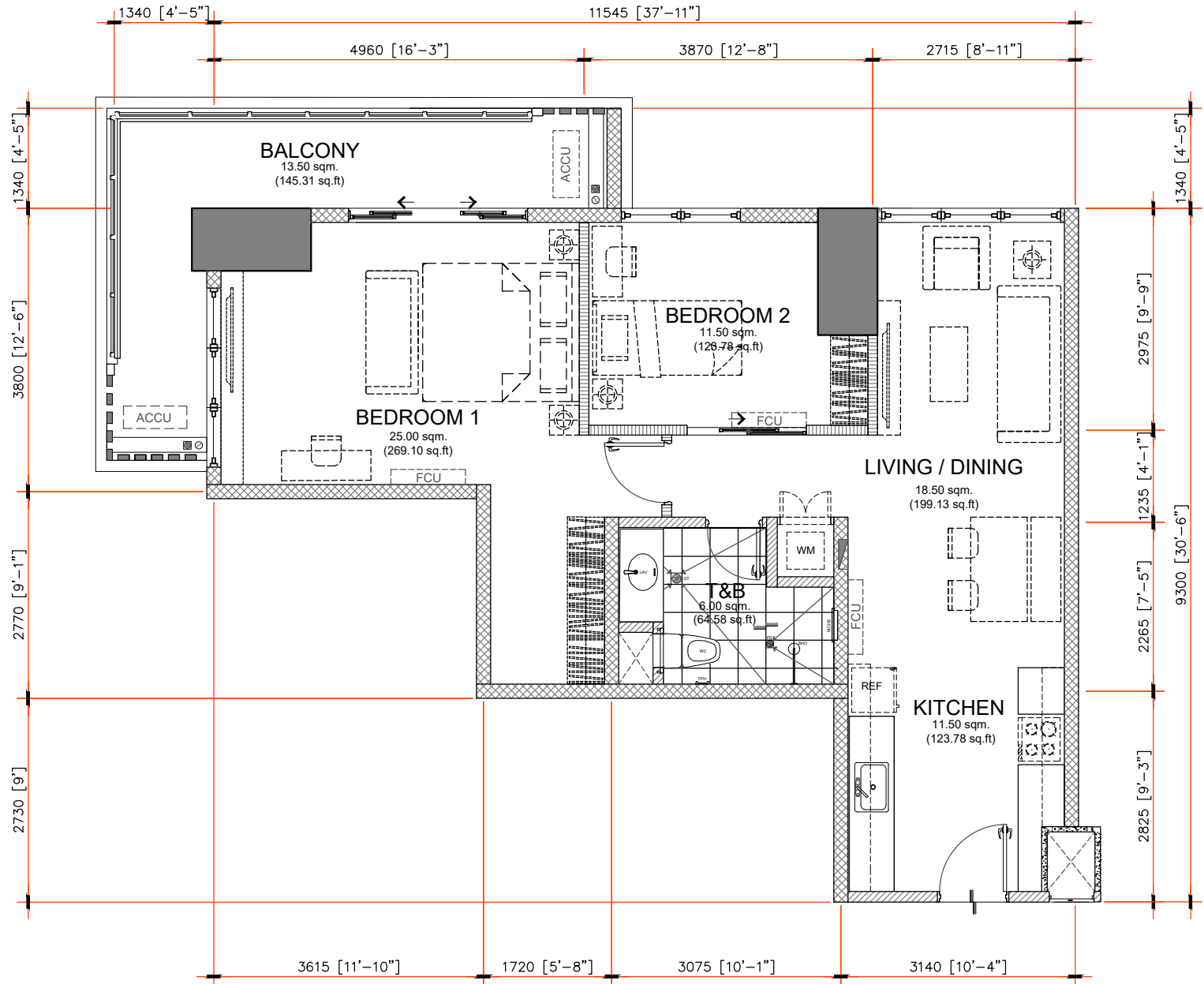
**65.00 sq.m. 2-BR TYPE - AB**  
 INNER UNIT - 65.00 sq.m. / 699.95 sq.ft.  
 GROSS FLOOR AREA - 65.00 sq.m. / 699.95 sq.ft.

SCALE: 1 : 80 mtrs.

NOTE:

- DIMENSIONS & AREAS MAY VARY BASED ON ACTUAL SITE CONDITION.
- FURNITURE & APPLIANCES ARE NOT INCLUDED.
- FLOOR PLANS DEPICTED IN THIS MATERIAL ARE FOR ILLUSTRATION PURPOSES ONLY.
- ALL PLANS, DETAILS AND SPECIFICATIONS CONTAINED HEREIN ARE SUBJECT TO CHANGE WITHOUT PRIOR NOTICE AND DO NOT CONSTITUTE PART OF ANY OFFER OR CONTRACT.

INNER UNIT	AREA	
	SQ.MTR.	SQ.FT.
LIVING/DINING	19.50	209.90
KITCHEN	12.50	134.55
BEDROOM 1	17.00	182.99
BEDROOM 2	11.00	118.40
T&B	5.00	53.82
UNIT AREA	65.00	699.65
GR.FLR. AREA	65.00	699.65



NOTED BY:		
NOEL		28MAY24
ELMA		27May24
ANA		5/25

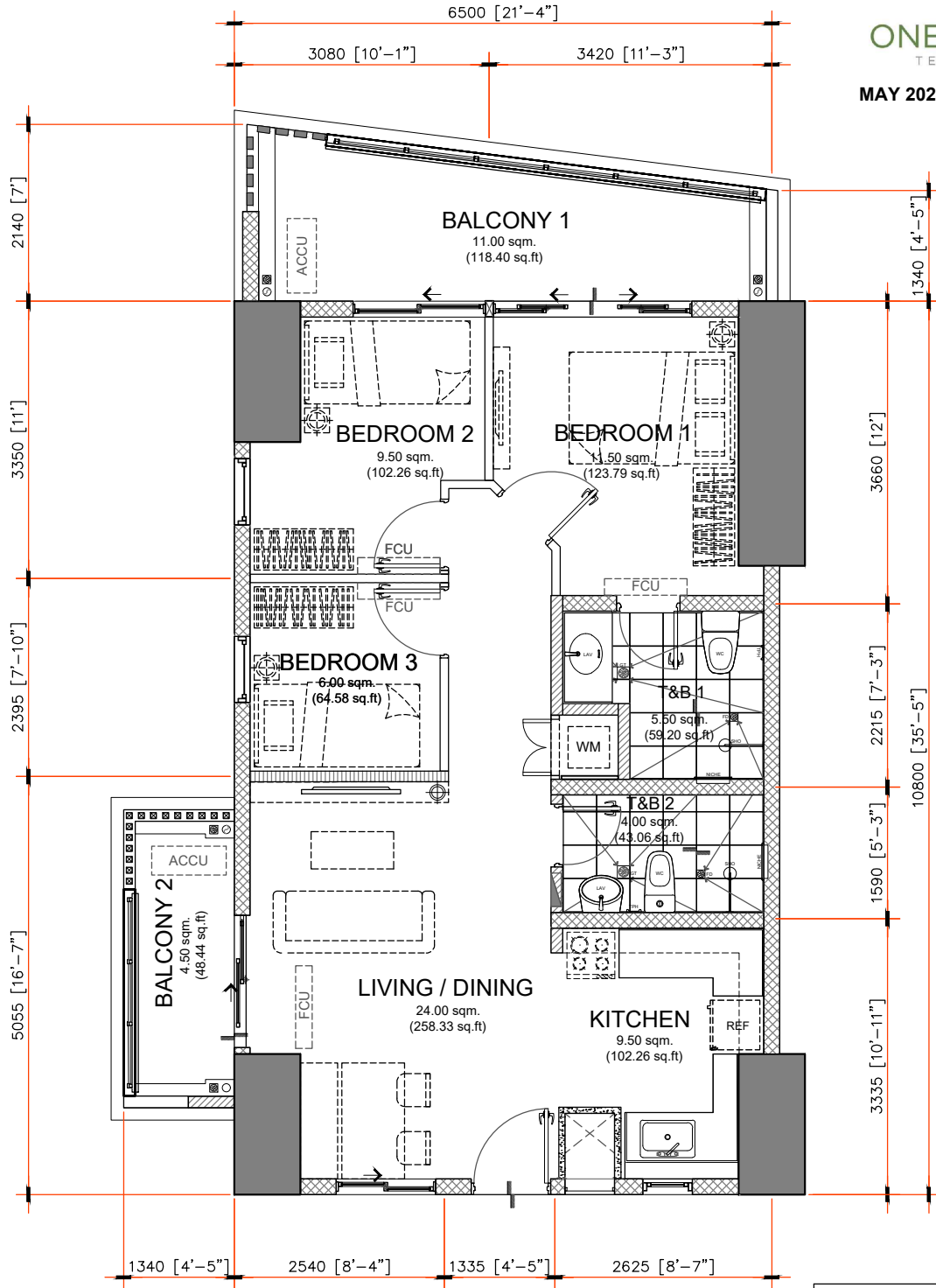
**72.50 sq.m. 2-BR TYPE - AC**  
 INNER UNIT - 72.50 sq.m. / 780.38 sq.ft.  
 WITH BALCONY - 13.50 sq.m. / 145.31 sq.ft.  
 GROSS FLOOR AREA - 86.00 sq.m. / 925.70 sq.ft.

SCALE: 1 : 80 mtrs.

NOTE:

- DIMENSIONS & AREAS MAY VARY BASED ON ACTUAL SITE CONDITION.
- FURNITURE & APPLIANCES ARE NOT INCLUDED.
- FLOOR PLANS DEPICTED IN THIS MATERIAL ARE FOR ILLUSTRATION PURPOSES ONLY.
- ALL PLANS, DETAILS AND SPECIFICATIONS CONTAINED HEREIN ARE SUBJECT TO CHANGE WITHOUT PRIOR NOTICE AND DO NOT CONSTITUTE PART OF ANY OFFER OR CONTRACT.

INNER UNIT	AREA	
	SQ.MTR.	SQ.FT.
LIVING/DINING	18.50	199.13
KITCHEN	11.50	123.78
BEDROOM 1	25.00	269.10
BEDROOM 2	11.50	123.78
T&B	6.00	64.58
UNIT AREA	72.50	780.38
BALCONY	13.50	145.31
GR.FLR. AREA	86.00	925.70



**70.00 sq.m. 3-BR TYPE - A**

END UNIT - 70.00 sq.m. / 753.47 sq.ft.

WITH BALCONIES - 11.00 sq.m. / 118.40 sq.ft.

4.50 sq.m. / 48.44 sq.ft.

GROSS FLOOR AREA - 85.50 sq.m. / 920.31 sq.ft.

SCALE:

1 : 80 mtrs.

NOTE:

- DIMENSIONS & AREAS MAY VARY BASED ON ACTUAL SITE CONDITION.
- FURNITURE & APPLIANCES ARE NOT INCLUDED.
- FLOOR PLANS DEPICTED IN THIS MATERIAL ARE FOR ILLUSTRATION PURPOSES ONLY.
- ALL PLANS, DETAILS AND SPECIFICATIONS CONTAINED HEREIN ARE SUBJECT TO CHANGE WITHOUT PRIOR NOTICE AND DO NOT CONSTITUTE PART OF ANY OFFER OR CONTRACT.

END UNIT	AREA	
	SQ.MTR.	SQ.FT.
LIVING/DINING	24.00	258.33
KITCHEN	9.50	102.26
BEDROOM 1	11.50	123.78
BEDROOM 2	9.50	102.26
BEDROOM 3	6.00	64.58
T&B 1	5.50	59.20
T&B 2	4.00	43.06
UNIT AREA	70.00	753.47
BALCONY 1	11.00	118.40
BALCONY 2	4.50	48.44
GR.FLR. AREA	85.50	920.31

NOTED BY:		
NOEL		28MAY24
ELMA		27May24
ANA		5/24

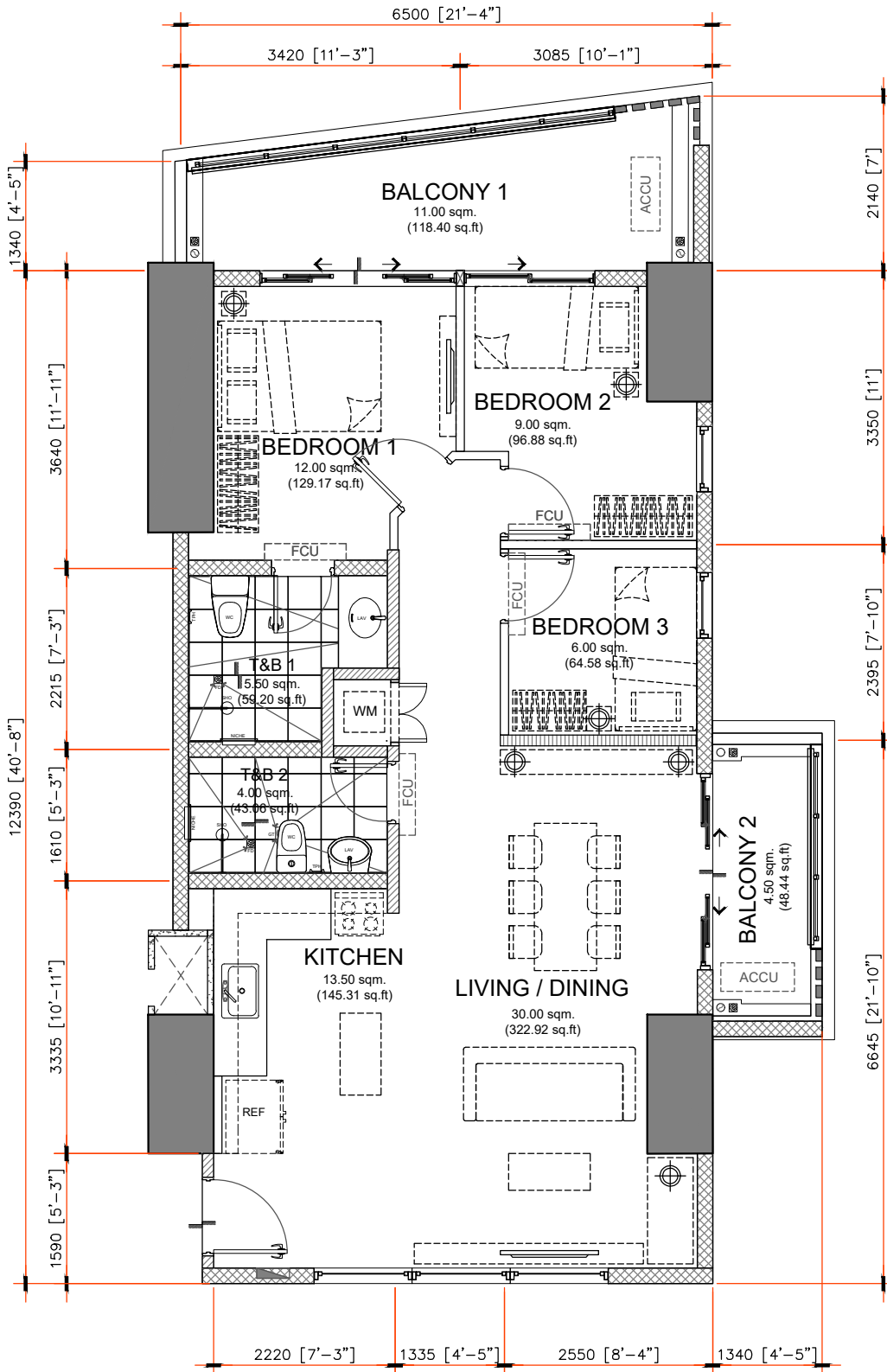


**FOR REFERENCE ONLY**



**ONE DELTA**  
TERRACES

MAY 2024-DE-24-05-002



**80.00 sq.m. 3-BR TYPE - B**

END UNIT - 80.00 sq.m. / 861.11 sq.ft.

WITH BALCONIES - 11.00 sq.m. / 118.40 sq.ft.

4.50 sq.m. / 48.44 sq.ft.

GROSS FLOOR AREA - 95.50 sq.m. / 1027.95 sq.ft.

SCALE:

1 : 80 mtrs.

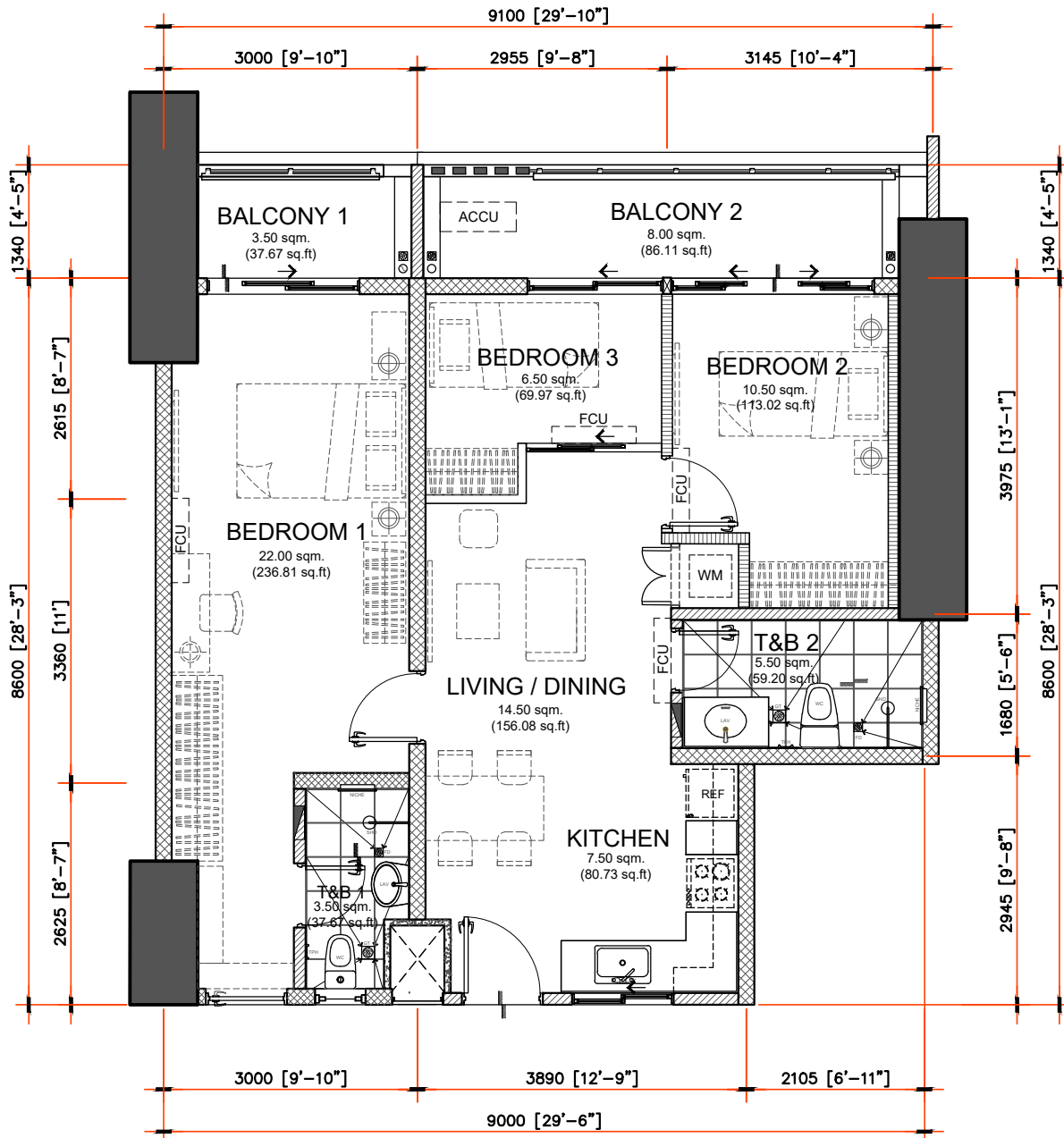
**NOTE:**

- DIMENSIONS & AREAS MAY VARY BASED ON ACTUAL SITE CONDITION.
- FURNITURE & APPLIANCES ARE NOT INCLUDED.
- FLOOR PLANS DEPICTED IN THIS MATERIAL ARE FOR ILLUSTRATION PURPOSES ONLY.
- ALL PLANS, DETAILS AND SPECIFICATIONS CONTAINED HEREIN ARE SUBJECT TO CHANGE WITHOUT PRIOR NOTICE AND DO NOT CONSTITUTE PART OF ANY OFFER OR CONTRACT.

NOTED BY:		
NOEL	<i>[Signature]</i>	28MAY24
ELMA	<i>[Signature]</i>	27May24
ANA	<i>[Signature]</i>	5/29



END UNIT	AREA	
	SQ.MTR.	SQ.FT.
LIVING/DINING	30.00	322.92
KITCHEN	13.50	145.31
BEDROOM 1	12.00	129.17
BEDROOM 2	9.00	96.88
BEDROOM 3	6.00	64.58
T&B 1	5.50	59.20
T&B 2	4.00	43.06
UNIT AREA	80.00	861.11
BALCONY 1	11.00	118.40
BALCONY 2	4.50	48.44
GR.FLR. AREA	95.50	1027.95



APPLICABLE TO  
12TH-17TH, 31ST-35TH FLOOR

NOTED BY:		
NOEL	<i>[Signature]</i>	02SEPT24
ELMA	<i>[Signature]</i>	09/02
ANA	<i>[Signature]</i>	9/2

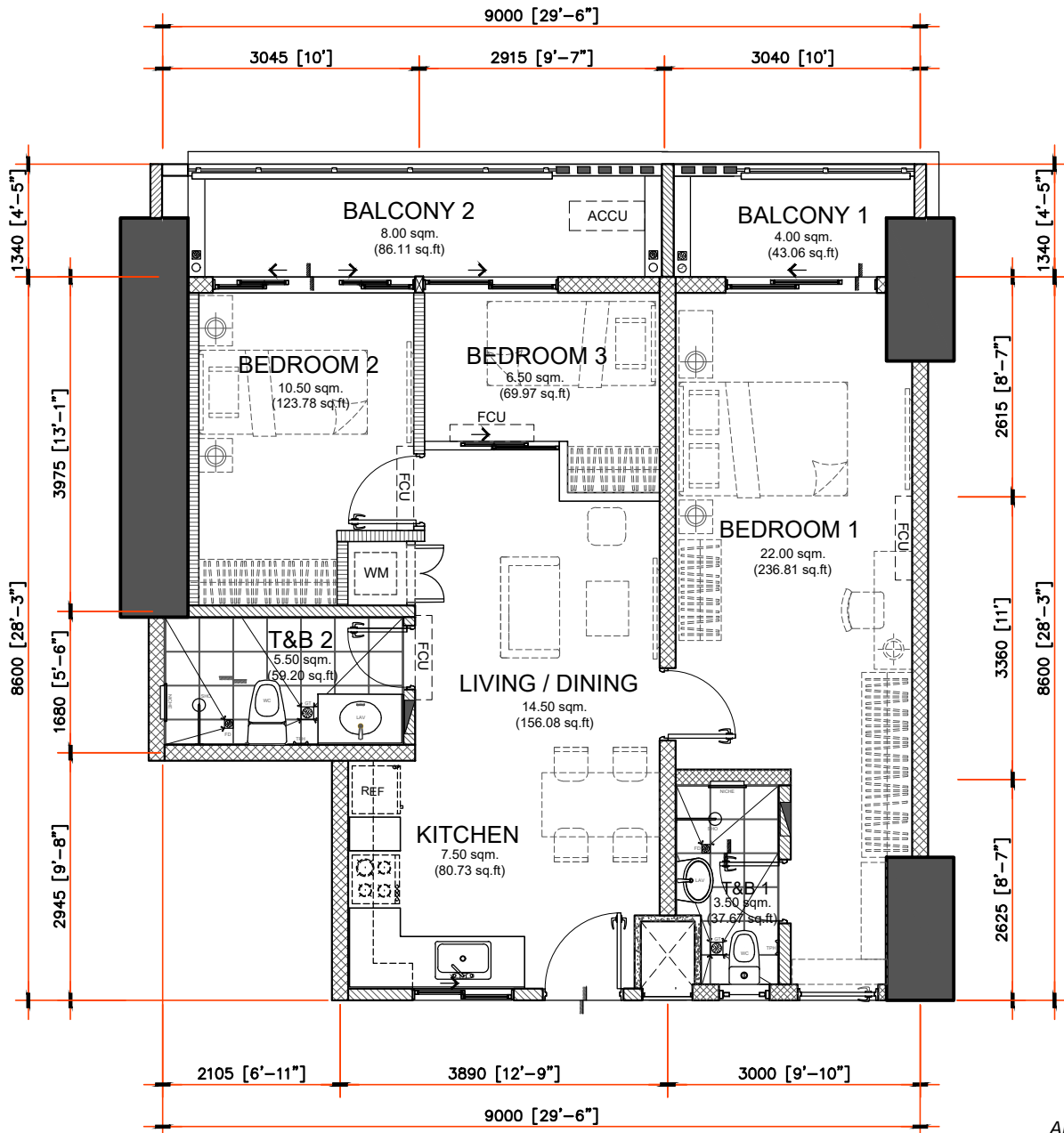
**70.00 sq.m. 3-BR TANDEM TYPE - A**  
 INNER UNIT - 70.00 sq.m. / 753.47 sq.ft.  
 WITH 2 BALCONIES - 3.50 sq.m. / 37.67 sq.ft.  
 8.00 sq.m. / 86.11 sq.ft.  
 GROSS FLOOR AREA - 81.50 sq.m. / 877.26 sq.ft.

SCALE: 1 : 80 mtrs.

NOTE:

- DIMENSIONS & AREAS MAY VARY BASED ON ACTUAL SITE CONDITION.
- FURNITURE & APPLIANCES ARE NOT INCLUDED.
- FLOOR PLANS DEPICTED IN THIS MATERIAL ARE FOR ILLUSTRATION PURPOSES ONLY.
- ALL PLANS, DETAILS AND SPECIFICATIONS CONTAINED HEREIN ARE SUBJECT TO CHANGE WITHOUT PRIOR NOTICE AND DO NOT CONSTITUTE PART OF ANY OFFER OR CONTRACT.

INNER UNIT	AREA	
	SQ.MTR.	SQ.FT.
LIVING/DINING	14.50	156.08
KITCHEN	7.50	80.73
BEDROOM 1	22.00	236.81
BEDROOM 2	10.50	113.02
BEDROOM 3	6.50	69.97
T&B 1	3.50	37.67
T&B 2	5.50	59.20
UNIT AREA	70.00	753.47
BALCONY 1	3.50	37.67
BALCONY 2	8.00	86.11
GR.FLR. AREA	81.50	877.26



APPLICABLE TO  
12TH, 17TH, 31ST & 35TH FLOOR

NOTED BY:		
NOEL	<i>[Signature]</i>	02SEPT24
ELMA	<i>[Signature]</i>	09/02
ANA	<i>[Signature]</i>	9/2

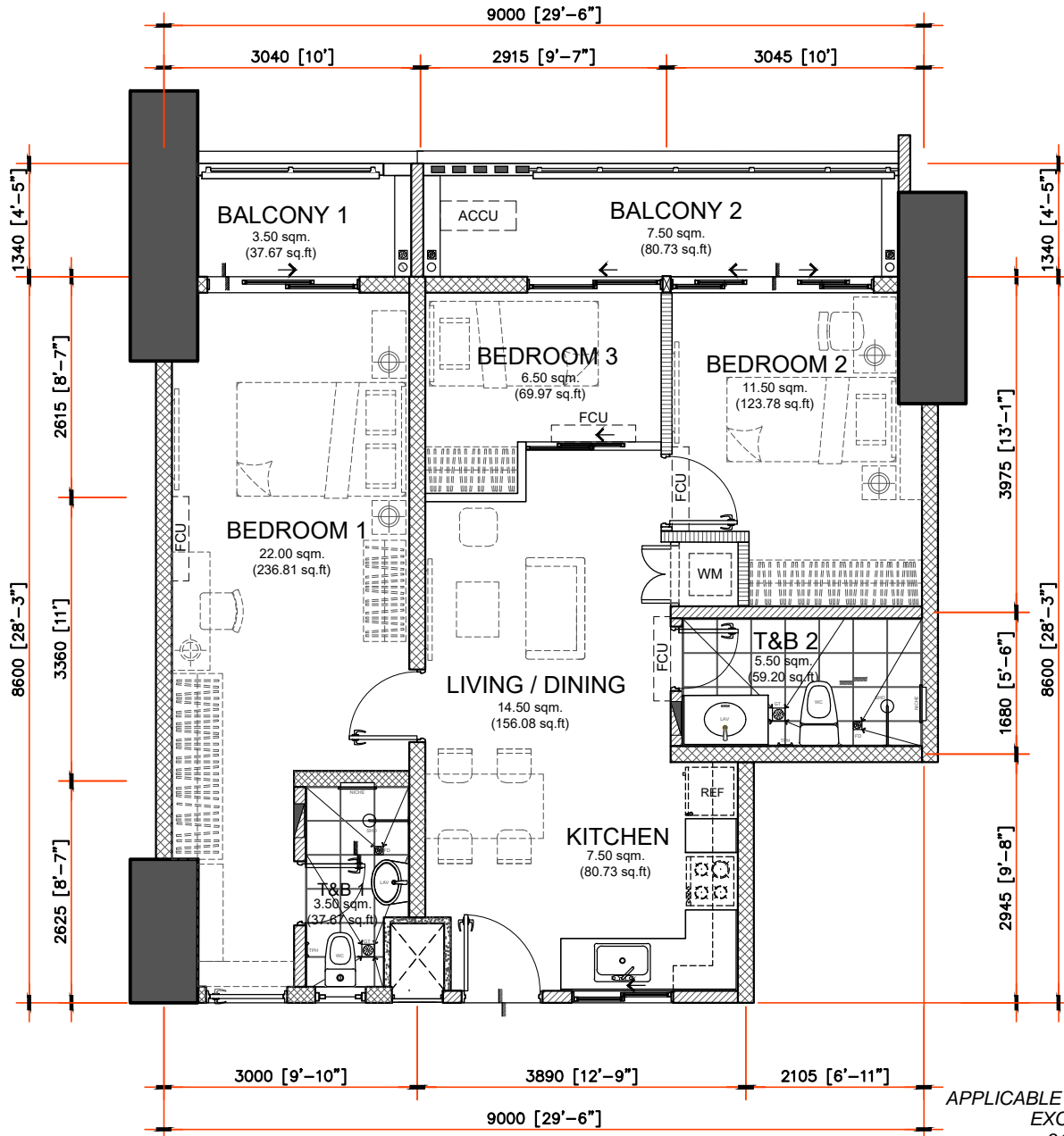
**70.00 sq.m. 3-BR TANDEM TYPE - B**  
**INNER UNIT - 70.00 sq.m. / 753.47 sq.ft.**  
**WITH 2 BALCONIES - 4.00 sq.m. / 43.06 sq.ft.**  
**8.00 sq.m. / 86.11 sq.ft.**  
**GROSS FLOOR AREA - 82.00 sq.m. / 877.26 sq.ft.**

SCALE: 1 : 80 mtrs.

NOTE:

- DIMENSIONS & AREAS MAY VARY BASED ON ACTUAL SITE CONDITION.
- FURNITURE & APPLIANCES ARE NOT INCLUDED.
- FLOOR PLANS DEPICTED IN THIS MATERIAL ARE FOR ILLUSTRATION PURPOSES ONLY.
- ALL PLANS, DETAILS AND SPECIFICATIONS CONTAINED HEREIN ARE SUBJECT TO CHANGE WITHOUT PRIOR NOTICE AND DO NOT CONSTITUTE PART OF ANY OFFER OR CONTRACT.

INNER UNIT	AREA	
	SQ.MTR.	SQ.FT.
LIVING/DINING	14.50	156.08
KITCHEN	7.50	80.73
BEDROOM 1	22.00	236.81
BEDROOM 2	10.50	113.02
BEDROOM 3	6.50	69.97
T&B 1	3.50	37.67
T&B 2	5.50	59.20
UNIT AREA	70.00	753.47
BALCONY 1	4.00	43.06
BALCONY 2	8.00	86.11
GR.FLR. AREA	82.00	882.64



APPLICABLE TO ALL FLOORS  
EXCEPT 12TH-17TH,  
31ST-35TH FLOOR

NOTED BY:		
NOEL		02SEPT24
ELMA		09/02
ANA		9/2

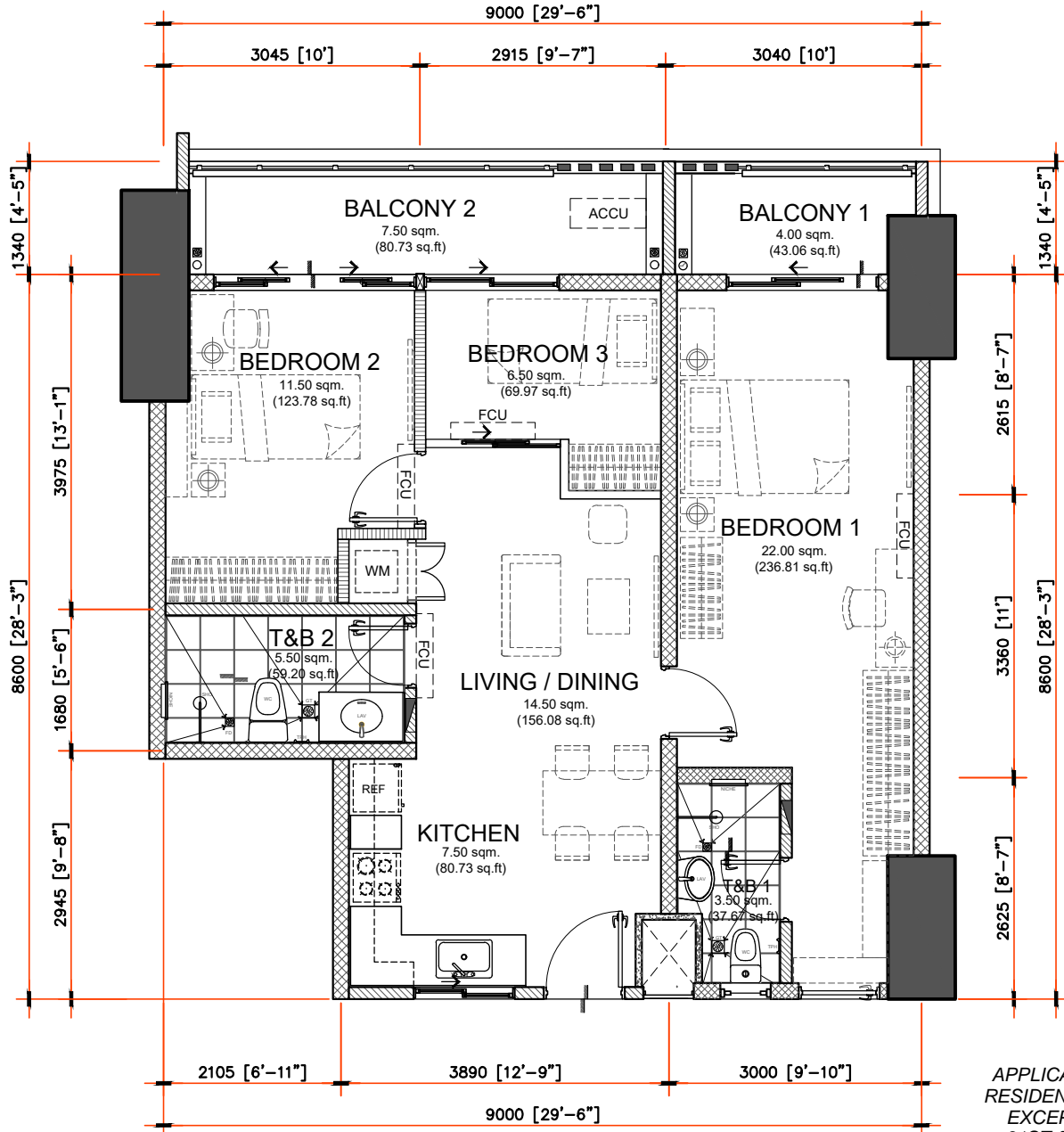
**71.00 sq.m. 3-BR TANDEM TYPE - C**  
**INNER UNIT - 71.00 sq.m. / 764.24 sq.ft.**  
**WITH 2 BALCONIES - 3.50 sq.m. / 37.67 sq.ft.**  
**7.50 sq.m. / 80.73 sq.ft.**  
**GROSS FLOOR AREA - 82.00 sq.m. / 882.64 sq.ft.**

SCALE: 1 : 80 mtrs.

NOTE:

- DIMENSIONS & AREAS MAY VARY BASED ON ACTUAL SITE CONDITION.
- FURNITURE & APPLIANCES ARE NOT INCLUDED.
- FLOOR PLANS DEPICTED IN THIS MATERIAL ARE FOR ILLUSTRATION PURPOSES ONLY.
- ALL PLANS, DETAILS AND SPECIFICATIONS CONTAINED HEREIN ARE SUBJECT TO CHANGE WITHOUT PRIOR NOTICE AND DO NOT CONSTITUTE PART OF ANY OFFER OR CONTRACT.

INNER UNIT	AREA	
	SQ.MTR.	SQ.FT.
LIVING/DINING	14.50	156.08
KITCHEN	7.50	80.73
BEDROOM 1	22.00	236.81
BEDROOM 2	11.50	123.78
BEDROOM 3	6.50	69.97
T&B 1	3.50	37.67
T&B 2	5.50	59.20
UNIT AREA	71.00	764.24
BALCONY 1	3.50	37.67
BALCONY 2	7.50	80.73
GR.FLR. AREA	82.00	882.64



NOTED BY:		
NOEL	<i>[Signature]</i>	02SEPT24
ELMA	<i>[Signature]</i>	09/02
ANA	<i>[Signature]</i>	9/2

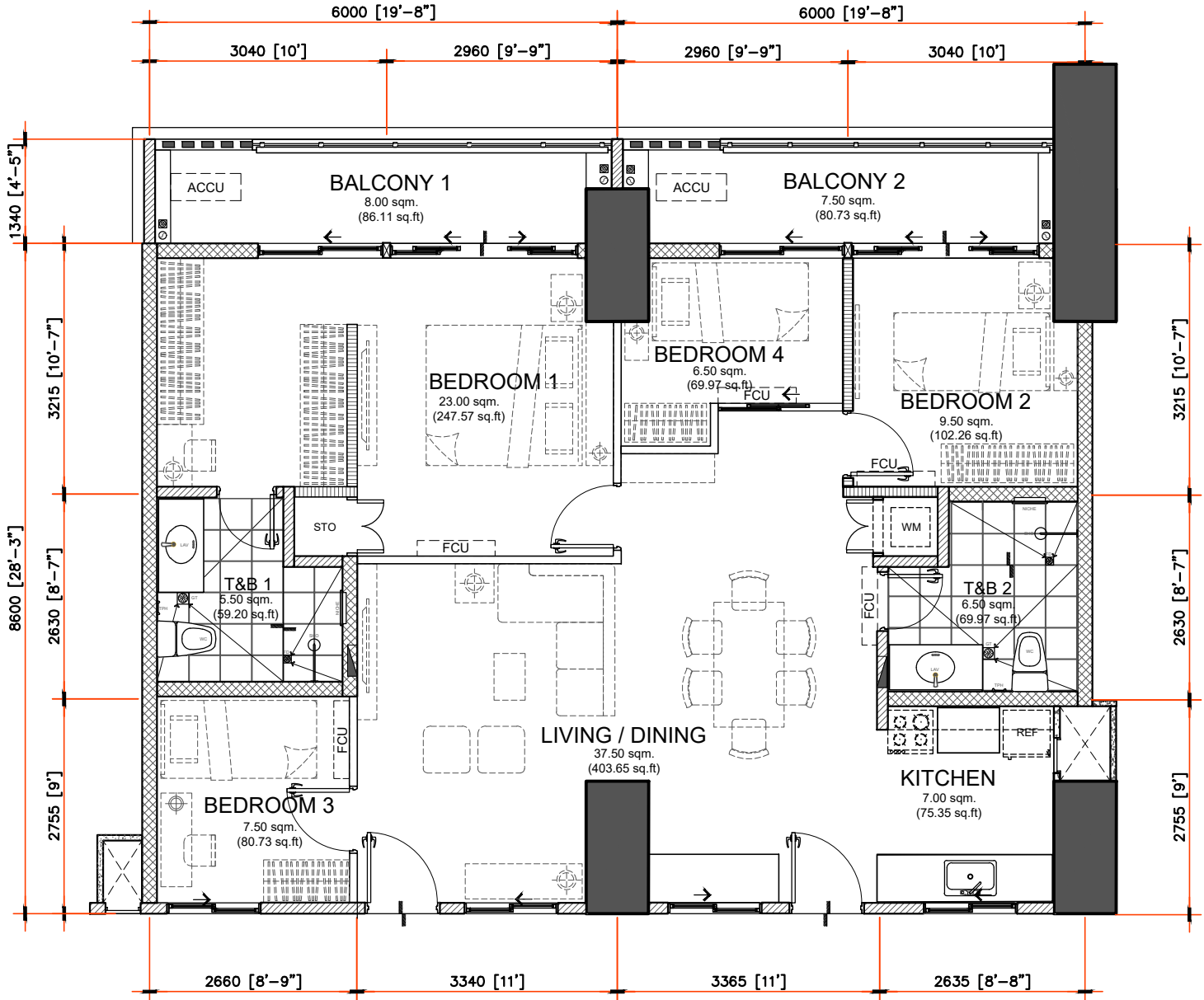
**71.00 sq.m. 3-BR TANDEM TYPE - D**  
**INNER UNIT - 71.00 sq.m. / 764.24 sq.ft.**  
**WITH 2 BALCONIES - 4.00 sq.m. / 43.06 sq.ft.**  
**7.50 sq.m. / 80.73 sq.ft.**  
**GROSS FLOOR AREA - 82.50 sq.m. / 888.02 sq.ft.**

SCALE: 1 : 80 mtrs.

NOTE:

- DIMENSIONS & AREAS MAY VARY BASED ON ACTUAL SITE CONDITION.
- FURNITURE & APPLIANCES ARE NOT INCLUDED.
- FLOOR PLANS DEPICTED IN THIS MATERIAL ARE FOR ILLUSTRATION PURPOSES ONLY.
- ALL PLANS, DETAILS AND SPECIFICATIONS CONTAINED HEREIN ARE SUBJECT TO CHANGE WITHOUT PRIOR NOTICE AND DO NOT CONSTITUTE PART OF ANY OFFER OR CONTRACT.

INNER UNIT	AREA	
	SQ.MTR.	SQ.FT.
LIVING/DINING	14.50	156.08
KITCHEN	7.50	80.73
BEDROOM 1	22.00	236.81
BEDROOM 2	11.50	123.78
BEDROOM 3	6.50	69.97
T&B 1	3.50	37.67
T&B 2	5.50	59.20
UNIT AREA	71.00	764.24
BALCONY 1	4.00	43.06
BALCONY 2	7.50	80.73
GR.FLR. AREA	82.50	888.02



APPLICABLE TO ALL  
RESIDENTIAL FLOORS

**103.00 sq.m. 4-BR TANDEM TYPE - A**  
**INNER UNIT - 103.00 sq.m. / 1108.68 sq.ft.**  
**WITH 2 BALCONIES - 8.00 sq.m. / 86.11 sq.ft.**  
**7.50 sq.m. / 80.73 sq.ft.**  
**GROSS FLOOR AREA - 118.50 sq.m. / 1275.52 sq.ft.**

SCALE: 1 : 80 mtrs.

NOTE:

- DIMENSIONS & AREAS MAY VARY BASED ON ACTUAL SITE CONDITION.
- FURNITURE & APPLIANCES ARE NOT INCLUDED.
- FLOOR PLANS DEPICTED IN THIS MATERIAL ARE FOR ILLUSTRATION PURPOSES ONLY.
- ALL PLANS, DETAILS AND SPECIFICATIONS CONTAINED HEREIN ARE SUBJECT TO CHANGE WITHOUT PRIOR NOTICE AND DO NOT CONSTITUTE PART OF ANY OFFER OR CONTRACT.

INNER UNIT	AREA	
	SQ.MTR.	SQ.FT.
LIVING/DINING	37.50	403.65
KITCHEN	7.00	75.35
BEDROOM 1	23.00	247.57
BEDROOM 2	9.50	102.26
BEDROOM 3	7.50	80.73
BEDROOM 4	6.50	69.97
T&B 1	5.50	59.20
T&B 2	6.50	69.97
UNIT AREA	103.00	1108.68
BALCONY 1	8.00	86.11
BALCONY 2	7.50	80.73
GR.FLR. AREA	118.50	1275.52

NOTED BY:		
NOEL	<i>[Signature]</i>	02SEPT24
ELMA	<i>[Signature]</i>	09/02
ANA	<i>[Signature]</i>	9/2

