




RESIDENTIAL UNITS	STUDIO UNIT		1-BEDROOM UNIT		3-BEDROOM UNIT	
	32.50 sq.m (Type A.1)	45.50 sq.m (Type A & A.1)	46.50 sq.m (Type B & B.1)	69.00 sq.m (Type A & A.1)	71.00 sq.m (Type B & B.1)	78.00 sq.m (Type G & G.1)
	34.50 sq.m (Type B.1)		48.50 sq.m (Type C & C.1)	71.00 sq.m (Type C, D,D.1, E & E.1)	73.00 sq.m (Type F & F.1)	79.50 sq.m (Type H & H.1)
FLOOR FINISHES						
Living, Dining and Kitchen	Vinyl planks with baseboard			Ceramic tiles with baseboard		
Bedrooms	Vinyl planks with baseboard					
Balcony	N/A	Ceramic tiles with pebble washout	N/A	Ceramic tiles with pebble washout		
Toilet & Bath	Unglazed ceramic tiles					
WALL FINISHES						
Interior Walls	Painted finish					
Toilet	Unglazed Ceramic tiles; Painted cement finish above wall tiles					
CEILING FINISHES						
Living, Dining and Kitchen	Painted plain cement finish					
Bedrooms	Painted plain cement finish					
Toilet & Bath	Painted ficemboard ceiling					
SPECIALTIES						
Kitchen Area	Granite finish kitchen countertop with cabinet system					
Toilet and Bath	Mirror Cabinet	Granite finish lavatory countertop		Granite finish lavatory countertop for T&B 1		
DOORS						
Entrance Door	Wooden panel door on metal jamb					
Bedroom Door	N/A	Sliding wooden-framed glass panel		Wooden door on metal jamb		
Toilet Door	Wooden door with half louver on metal jamb					
Balcony Door	N/A	Sliding aluminum-framed glass panel with insect screen	N/A	Sliding aluminum-framed glass panel with insect screen	N/A	
WINDOWS						
Aluminum-framed glass panel with insect screen (except awning windows)						
FINISHING HARDWARE						
Main Door Lockset	Mortise type keyed lockset					
Bedroom Lockset	N/A	Flush type keyed lockset		Lever type keyed lockset		
Toilet Lockset	Lever type privacy lockset					
TOILET AND KITCHEN FIXTURES						
Water Closet	Top flush, one-piece type					
Lavatory	Wall-hung type basin	Undercounter type basin		Undercounter type and wall-hung type basin		
Shower Head and Fittings	Exposed rain shower and mixer type					
Toilet Paper Holder	Recessed type					
Soap Holder	Niche at wall					
Kitchen Sink	Stainless steel, single bowl			Stainless steel, single bowl with one-side drainboard		
Kitchen Faucet	Gooseneck type			Rotary lever type		
Toilet Exhaust	Ceiling-mounted exhaust fan					
Kitchen exhaust	Rangehood Provision					
AIR CONDITION	Provision for Split type Air Conditioning Unit					
COMMON AREA						
FLOOR FINISH						
Stairs	Straight to finish concrete					
Hallway/ Corridor	Ceramic tiles with pebble washout					
Roof Deck	Natural stone / homogeneous tile with pebble washout					
Driveway/ Parking	Straight to finish concrete					
WALL FINISH						
Exterior Wall Finish	Combination of plain and textured paint on cement finish					
Hallway	Painted plain cement finish					
Stairwell	Painted plain cement finish					
CEILING FINISH						
Hallway	Painted plain cement finish with ficem / gypsum board cladding					
Stairwell	Plain cement finish					
Driveway/ Parking	Straight to finish concrete					

----- Nothing follows -----

Specifications are subject to change without prior notice.

ISSUED FOR REFERENCE ONLY		
RIZA		04SEP23
RMS		5SEP23
ANA		9/5

RESIDENTIAL UNITS	2-BEDROOM UNIT										
	57.50 sq.m (Type A, A.1, B & B.1)	59.50 sq.m (Type N & N.1)	57.50 sq.m (Type C, D, D.1, E & E.1)	58.50 sq.m (M & M.1)	60.50 sq.m (Type S & S.1)	58.00 sq.m (Type F & F.1, G, G.1, H & H.1)	62.50 sq.m (Type I)	59.00 sq.m (Type J & J.1)	82.00 sq.m (Type T, T.1, U & U.1)		
	59.00 sq.m (Type K, K.1 & L)	61.50 sq.m (Type R & R.1)	59.50 sq.m (Type O & O.1)				64.50 sq.m (Type P)	61.00 sq.m (Type Q & Q.1)			
FLOOR FINISHES											
Living, Dining and Kitchen	Ceramic tiles with baseboard										
Bedrooms	Vinyl planks with baseboard										
Balcony	Ceramic tiles with pebble washout						N/A		Ceramic tiles with pebble washout		
Toilet & Bath	Unglazed ceramic tiles										
WALL FINISHES											
Interior Walls	Painted Finish										
Toilet	Unglazed Ceramic tiles; Painted cement finish above wall tiles										
CEILING FINISHES											
Living, Dining and Kitchen	Painted plain cement finish										
Bedrooms	Painted plain cement finish										
Toilet & Bath	Painted ficemboard ceiling										
SPECIALTIES											
Kitchen Area	Granite finish kitchen countertop with cabinet system										
Toilet and Bath	Granite finish lavatory countertop								Granite finish lavatory countertop for T&B 1		
DOORS											
Entrance Door	Wooden panel door on metal jamb										
Bedroom Door	Wooden door on metal jamb and aluminum-framed glass panel	Wooden door on metal jamb			Wooden door on metal jamb and aluminum-framed glass panel			Wooden door on metal jamb and aluminum-framed glass panel			
Toilet Door	Wooden door with half louver on metal jamb										
Balcony Door	Sliding aluminum-framed glass panel with insect screen					Swing aluminum-framed glass panel with insect screen		N/A		Sliding aluminum-framed glass panel with insect screen	
Aluminum-framed glass panel with insect screen (except awning windows)											
FINISHING HARDWARE											
Main Door Lockset	Mortise type keyed lockset										
Bedroom Lockset	Lever type keyed lockset and flush type	Lever type keyed lockset			Lever type keyed lockset and flush type			Lever type keyed lockset and flush type			
Toilet Lockset	Lever type privacy lockset										
TOILET AND KITCHEN FIXTURES											
Water Closet	Top flush, one-piece type										
Lavatory	Undercounter type basin								Undercounter type and wall-hung type basin		
Shower Head and Fittings	Exposed rain shower and mixer type										
Toilet Paper Holder	Recessed type										
Soap Holder	Niche at wall										
Kitchen Sink	Stainless steel, single bowl with one-side drainboard										
Kitchen Faucet	Rotary lever type										
Toilet Exhaust	Ceiling-mounted exhaust fan										
Kitchen exhaust	Rangehood Provision										
AIR CONDITION	Provision for Split type Air Conditioning Unit										
COMMON AREA											
FLOOR FINISH											
Stairs	Straight to finish concrete										
Hallway/ Corridor	Ceramic tiles with pebble washout										
Roof Deck	Natural stone / homogeneous tile with pebble washout										
Driveway/ Parking	Straight to finish concrete										
WALL FINISH											
Exterior Wall Finish	Combination of plain and textured paint on cement finish										
Hallway	Painted plain cement finish										
Stairwell	Painted plain cement finish										
CEILING FINISH											
Hallway	Painted plain cement finish with ficem / gypsum board cladding										
Stairwell	Plain cement finish										
Driveway/ Parking	Straight to finish concrete										

----- Nothing follows -----

Specifications are subject to change without prior notice.

ISSUED FOR REFERENCE ONLY		
RIZA		04SEP22
RMS		5SEP23
ANA		9/5