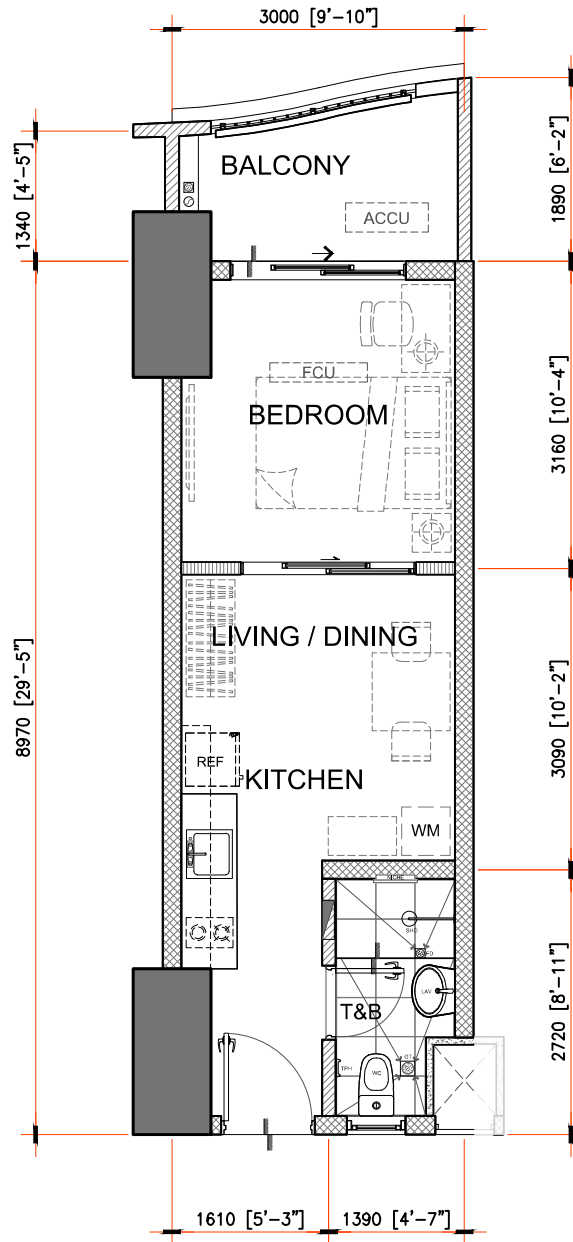


FOR REFERENCE ONLY



SEPTEMBER 2024 - DE-24-09-002



26.50 sq.m. 1-BEDROOM TYPE B.1

INNER UNIT - 26.50 sq.m. / 285.24 sq.ft.

WITH BALCONY - 4.50 sq.m. / 48.44 sq.ft.

GROSS FLOOR AREA - 31.00 sq.m. / 333.68 sq.ft.

SCALE:

1:80 mtrs.

NOTE:

- DIMENSIONS & AREAS MAY VARY BASED ON ACTUAL SITE CONDITION.
- FURNITURE & APPLIANCES ARE NOT INCLUDED.
- FLOOR PLANS DEPICTED IN THIS MATERIAL ARE FOR ILLUSTRATION PURPOSE ONLY
- ALL PLANS DETAIL AND SPECIFICATION CONTAINED HEREIN ARE SUBJECT TO CHANGE WITHOUT PRIOR NOTICE AND DO NOT CONSTITUTE PART OF ANY OFFER OR CONTRACT.

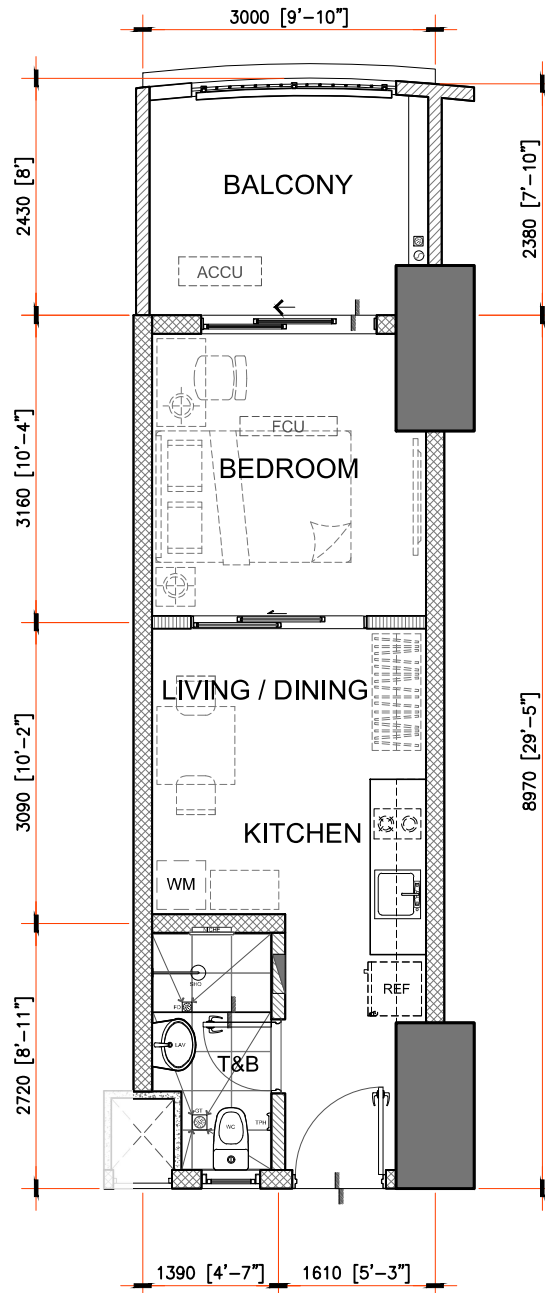


APPLICABLE TO:
KALEA HEIGHTS - BUILDING LEIA

FOR REFERENCE ONLY



SEPTEMBER 2024 - DE-24-09-002



26.50 sq.m. 1-BEDROOM TYPE C

INNER UNIT - 26.50 sq.m. / 285.24 sq.ft.

WITH BALCONY - 7.00 sq.m. / 75.35 sq.ft.

GROSS FLOOR AREA - 33.50 sq.m. / 360.59 sq.ft.

SCALE: 1:80 mtrs.

NOTE:

- DIMENSIONS & AREAS MAY VARY BASED ON ACTUAL SITE CONDITION.
- FURNITURE & APPLIANCES ARE NOT INCLUDED.
- FLOOR PLANS DEPICTED IN THIS MATERIAL ARE FOR ILLUSTRATION PURPOSE ONLY
- ALL PLANS DETAIL AND SPECIFICATION CONTAINED HEREIN ARE SUBJECT TO CHANGE WITHOUT PRIOR NOTICE AND DO NOT CONSTITUTE PART OF ANY OFFER OR CONTRACT.

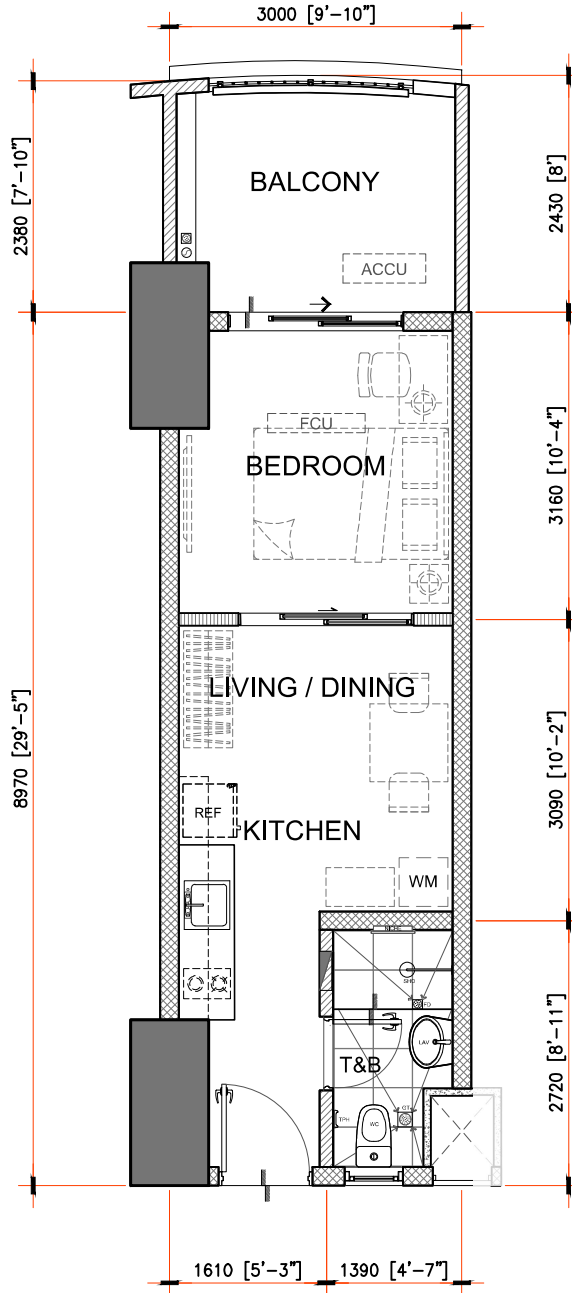


APPLICABLE TO:
KALEA HEIGHTS - BUILDING LEIA

FOR REFERENCE ONLY



SEPTEMBER 2024 - DE-24-09-002



26.50 sq.m. 1-BEDROOM TYPE C.1

INNER UNIT - 26.50 sq.m. / 285.24 sq.ft.

WITH BALCONY - 7.00 sq.m. / 75.35 sq.ft.

GROSS FLOOR AREA - 33.50 sq.m. / 360.59 sq.ft.

SCALE: 1:80 mtrs.

NOTE:

- DIMENSIONS & AREAS MAY VARY BASED ON ACTUAL SITE CONDITION.
- FURNITURE & APPLIANCES ARE NOT INCLUDED.
- FLOOR PLANS DEPICTED IN THIS MATERIAL ARE FOR ILLUSTRATION PURPOSE ONLY
- ALL PLANS DETAIL AND SPECIFICATION CONTAINED HEREIN ARE SUBJECT TO CHANGE WITHOUT PRIOR NOTICE AND DO NOT CONSTITUTE PART OF ANY OFFER OR CONTRACT.

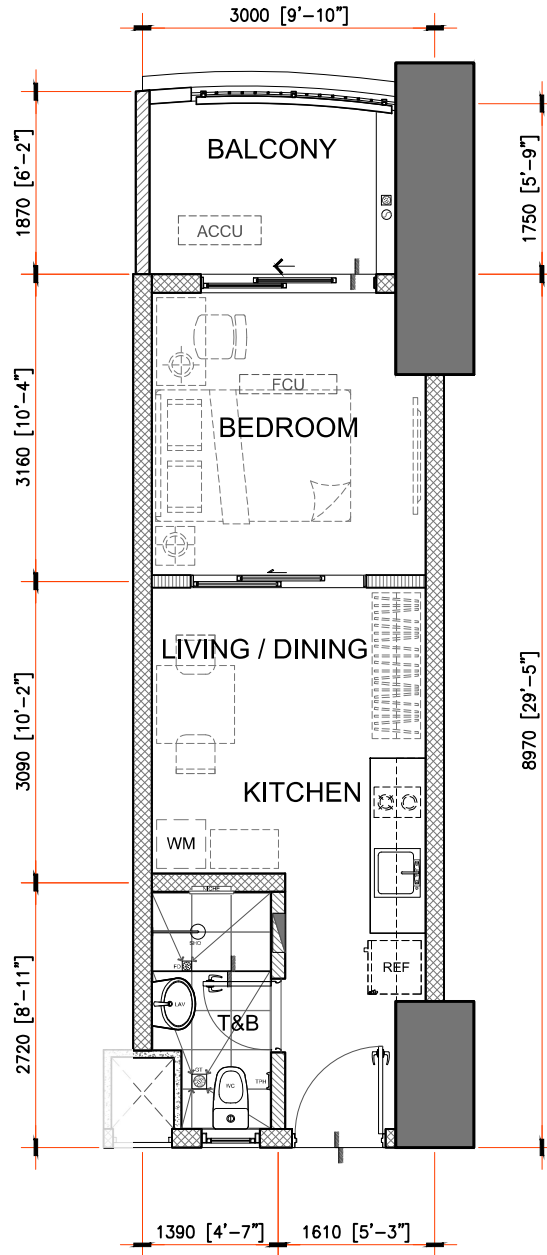


APPLICABLE TO:
KALEA HEIGHTS - BUILDING LEIA

FOR REFERENCE ONLY



SEPTEMBER 2024 - DE-24-09-002



26.50 sq.m. 1-BEDROOM TYPE E

INNER UNIT - 26.50 sq.m. / 285.24 sq.ft.

WITH BALCONY - 5.50 sq.m. / 59.20 sq.ft.

GROSS FLOOR AREA - 32.00 sq.m. / 344.45 sq.ft.

SCALE: 1:80 mtrs.

NOTE:

- DIMENSIONS & AREAS MAY VARY BASED ON ACTUAL SITE CONDITION.
- FURNITURE & APPLIANCES ARE NOT INCLUDED.
- FLOOR PLANS DEPICTED IN THIS MATERIAL ARE FOR ILLUSTRATION PURPOSE ONLY
- ALL PLANS DETAIL AND SPECIFICATION CONTAINED HEREIN ARE SUBJECT TO CHANGE WITHOUT PRIOR NOTICE AND DO NOT CONSTITUTE PART OF ANY OFFER OR CONTRACT.

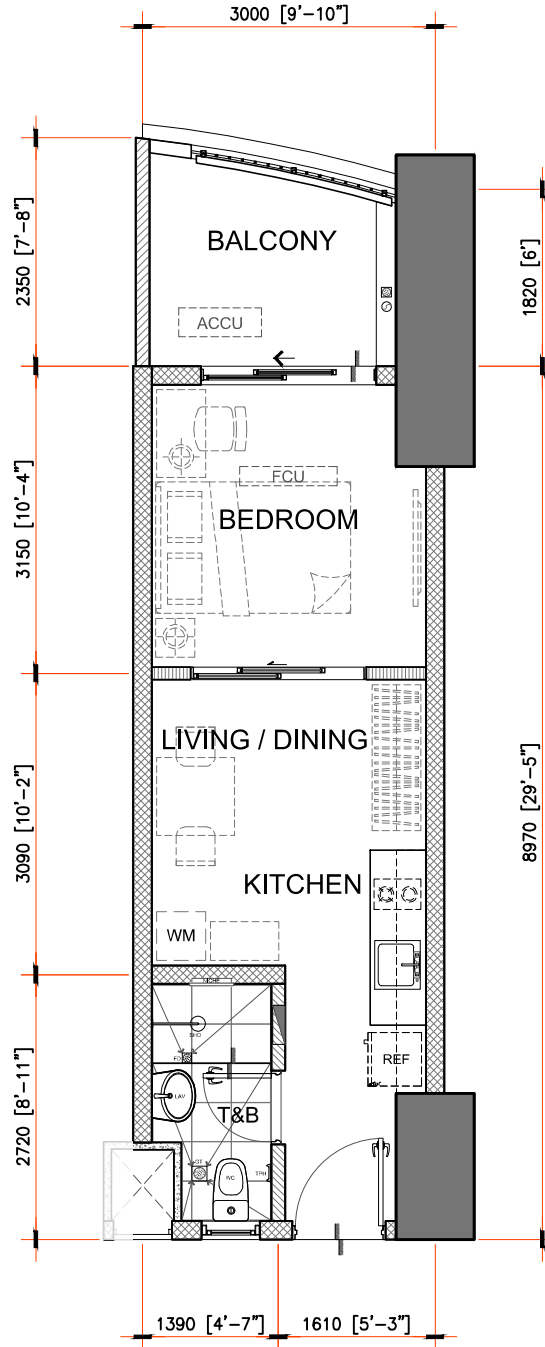


APPLICABLE TO:
KALEA HEIGHTS - BUILDING LEIA

FOR REFERENCE ONLY



SEPTEMBER 2024 - DE-24-09-002



26.50 sq.m. 1-BEDROOM TYPE F

INNER UNIT - 26.50 sq.m. / 285.24 sq.ft.

WITH BALCONY - 6.00 sq.m. / 64.58 sq.ft.

GROSS FLOOR AREA - 32.50 sq.m. / 349.83 sq.ft.

SCALE: 1:80 mtrs.

NOTE:

- DIMENSIONS & AREAS MAY VARY BASED ON ACTUAL SITE CONDITION.
- FURNITURE & APPLIANCES ARE NOT INCLUDED.
- FLOOR PLANS DEPICTED IN THIS MATERIAL ARE FOR ILLUSTRATION PURPOSE ONLY
- ALL PLANS DETAIL AND SPECIFICATION CONTAINED HEREIN ARE SUBJECT TO CHANGE WITHOUT PRIOR NOTICE AND DO NOT CONSTITUTE PART OF ANY OFFER OR CONTRACT.

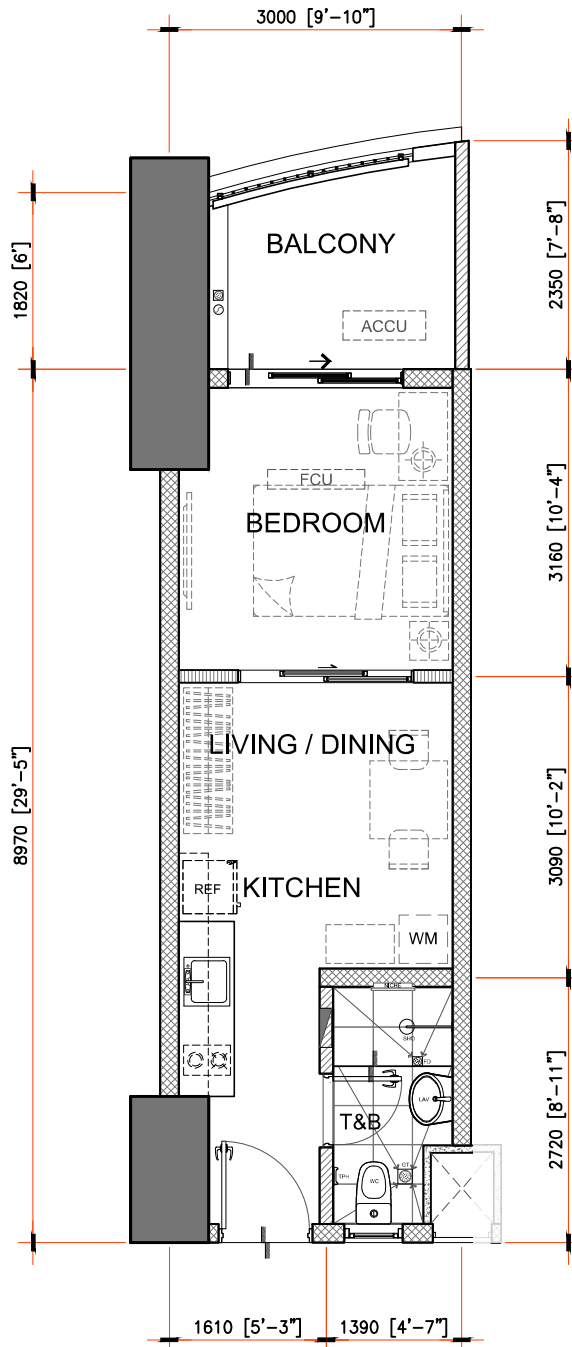


APPLICABLE TO:
KALEA HEIGHTS - BUILDING LEIA

FOR REFERENCE ONLY



SEPTEMBER 2024 - DE-24-09-002



26.50 sq.m. 1-BEDROOM TYPE F.1

INNER UNIT - 26.50 sq.m. / 285.24 sq.ft.

WITH BALCONY - 6.00 sq.m. / 64.58 sq.ft.

GROSS FLOOR AREA - 32.50 sq.m. / 349.83 sq.ft.

SCALE: 1:80 mtrs.

NOTE:

- DIMENSIONS & AREAS MAY VARY BASED ON ACTUAL SITE CONDITION.
- FURNITURE & APPLIANCES ARE NOT INCLUDED.
- FLOOR PLANS DEPICTED IN THIS MATERIAL ARE FOR ILLUSTRATION PURPOSE ONLY
- ALL PLANS DETAIL AND SPECIFICATION CONTAINED HEREIN ARE SUBJECT TO CHANGE WITHOUT PRIOR NOTICE AND DO NOT CONSTITUTE PART OF ANY OFFER OR CONTRACT.

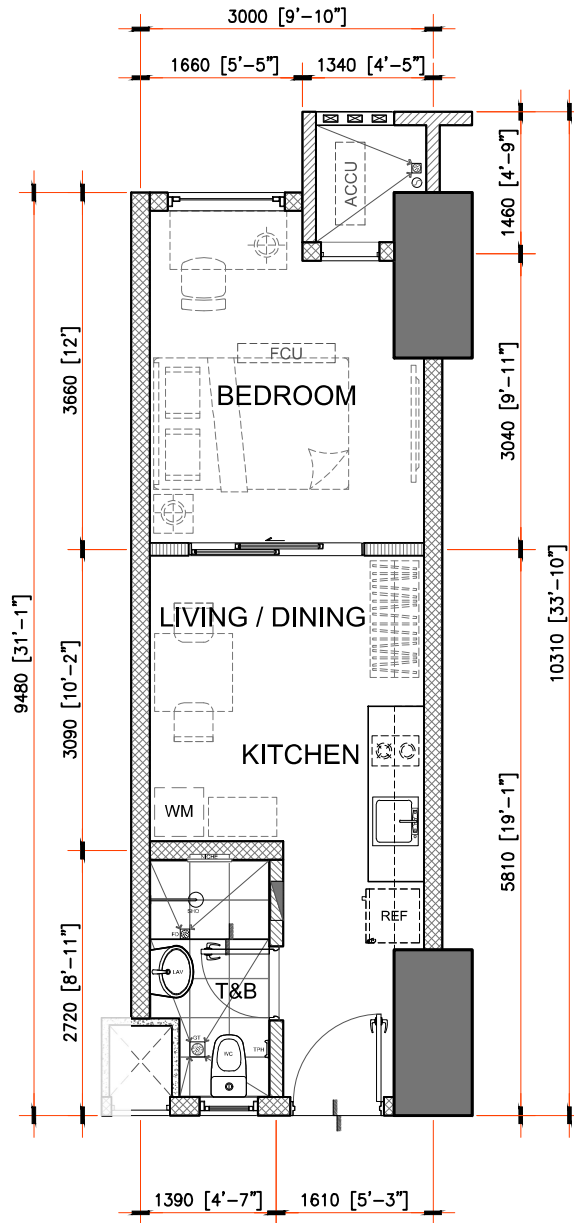


APPLICABLE TO:
KALEA HEIGHTS - BUILDING LEIA

FOR REFERENCE ONLY



SEPTEMBER 2024 - DE-24-09-002



APPLICABLE TO:
KALEA HEIGHTS - BUILDING LEIA

29.50 sq.m. 1-BEDROOM TYPE G

INNER UNIT - 29.50 sq.m. / 317.54 sq.ft.

GROSS FLOOR AREA - 29.50 sq.m. / 317.54 sq.ft.

SCALE: 1:80 mtrs.

NOTE:

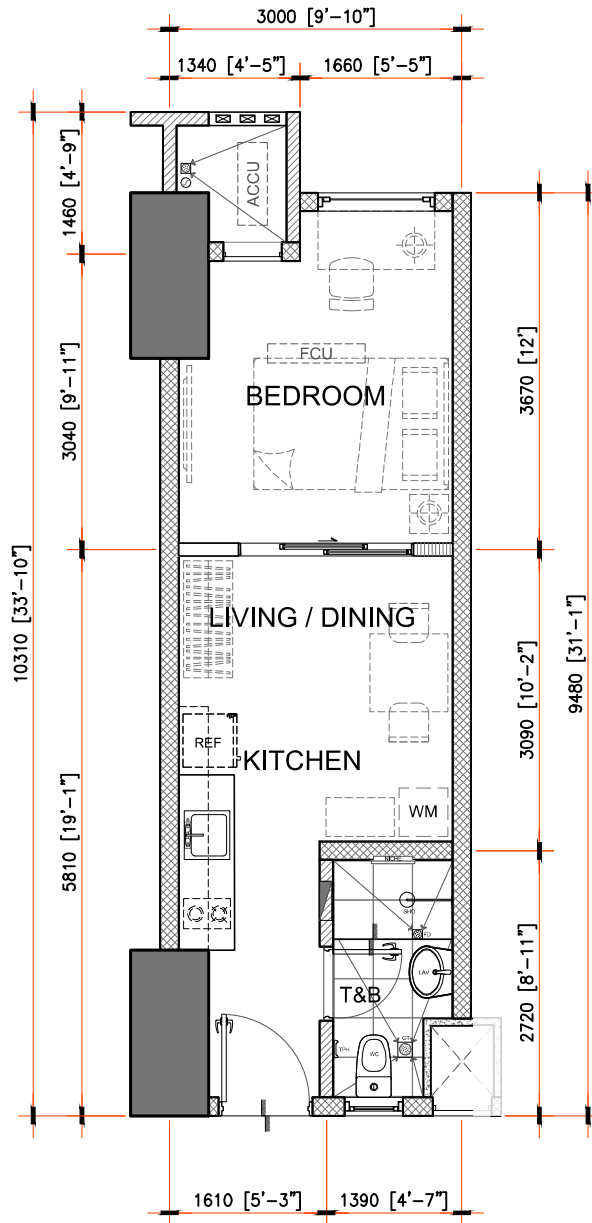
- DIMENSIONS & AREAS MAY VARY BASED ON ACTUAL SITE CONDITION.
- FURNITURE & APPLIANCES ARE NOT INCLUDED.
- FLOOR PLANS DEPICTED IN THIS MATERIAL ARE FOR ILLUSTRATION PURPOSE ONLY
- ALL PLANS DETAIL AND SPECIFICATION CONTAINED HEREIN ARE SUBJECT TO CHANGE WITHOUT PRIOR NOTICE AND DO NOT CONSTITUTE PART OF ANY OFFER OR CONTRACT.



FOR REFERENCE ONLY



SEPTEMBER 2024 - DE-24-09-002



APPLICABLE TO:
KALEA HEIGHTS - BUILDING LEIA

29.50 sq.m. 1-BEDROOM TYPE G.1
 INNER UNIT - 29.50 sq.m. / 317.54 sq.ft.
 GROSS FLOOR AREA - 29.50 sq.m. / 317.54 sq.ft.

SCALE: 1:80 mtrs.

NOTE:

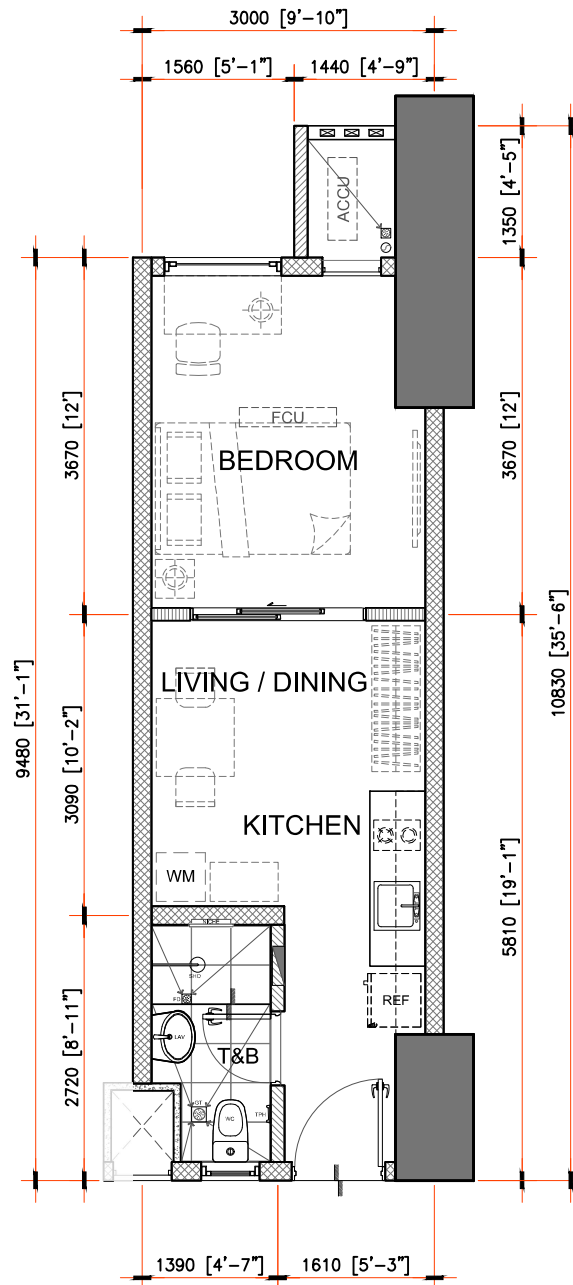
- DIMENSIONS & AREAS MAY VARY BASED ON ACTUAL SITE CONDITION.
- FURNITURE & APPLIANCES ARE NOT INCLUDED.
- FLOOR PLANS DEPICTED IN THIS MATERIAL ARE FOR ILLUSTRATION PURPOSE ONLY
- ALL PLANS DETAIL AND SPECIFICATION CONTAINED HEREIN ARE SUBJECT TO CHANGE WITHOUT PRIOR NOTICE AND DO NOT CONSTITUTE PART OF ANY OFFER OR CONTRACT.



FOR REFERENCE ONLY



SEPTEMBER 2024 - DE-24-09-002



APPLICABLE TO:
KALEA HEIGHTS - BUILDING LEIA

30.00 sq.m. 1-BEDROOM TYPE H
 INNER UNIT - 30.00 sq.m. / 322.92 sq.ft.
 GROSS FLOOR AREA - 30.00 sq.m. / 322.92 sq.ft.

SCALE: 1:80 mtrs.

NOTE:

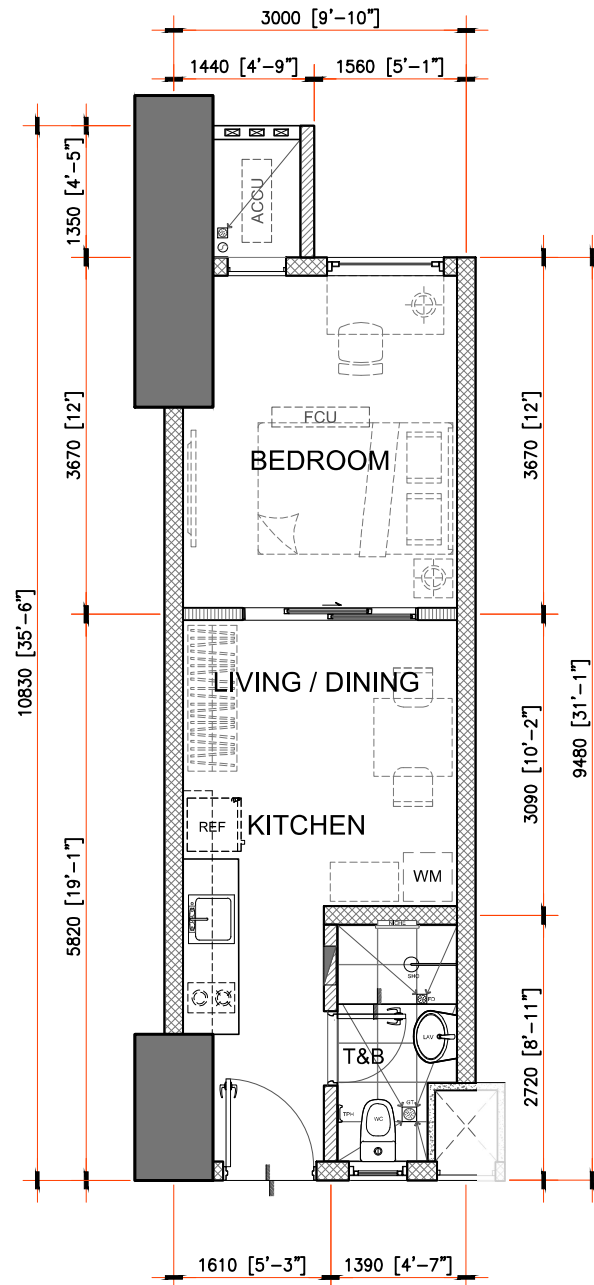
- DIMENSIONS & AREAS MAY VARY BASED ON ACTUAL SITE CONDITION.
- FURNITURE & APPLIANCES ARE NOT INCLUDED.
- FLOOR PLANS DEPICTED IN THIS MATERIAL ARE FOR ILLUSTRATION PURPOSE ONLY
- ALL PLANS DETAIL AND SPECIFICATION CONTAINED HEREIN ARE SUBJECT TO CHANGE WITHOUT PRIOR NOTICE AND DO NOT CONSTITUTE PART OF ANY OFFER OR CONTRACT.



FOR REFERENCE ONLY



SEPTEMBER 2024 - DE-24-09-002



APPLICABLE TO:
 KALEA HEIGHTS - BUILDING LEIA

30.00 sq.m. 1-BEDROOM TYPE H.1
 INNER UNIT - 30.00 sq.m. / 322.92 sq.ft.
 GROSS FLOOR AREA - 30.00 sq.m. / 322.92 sq.ft.

SCALE: 1:80 mtrs.

NOTE:

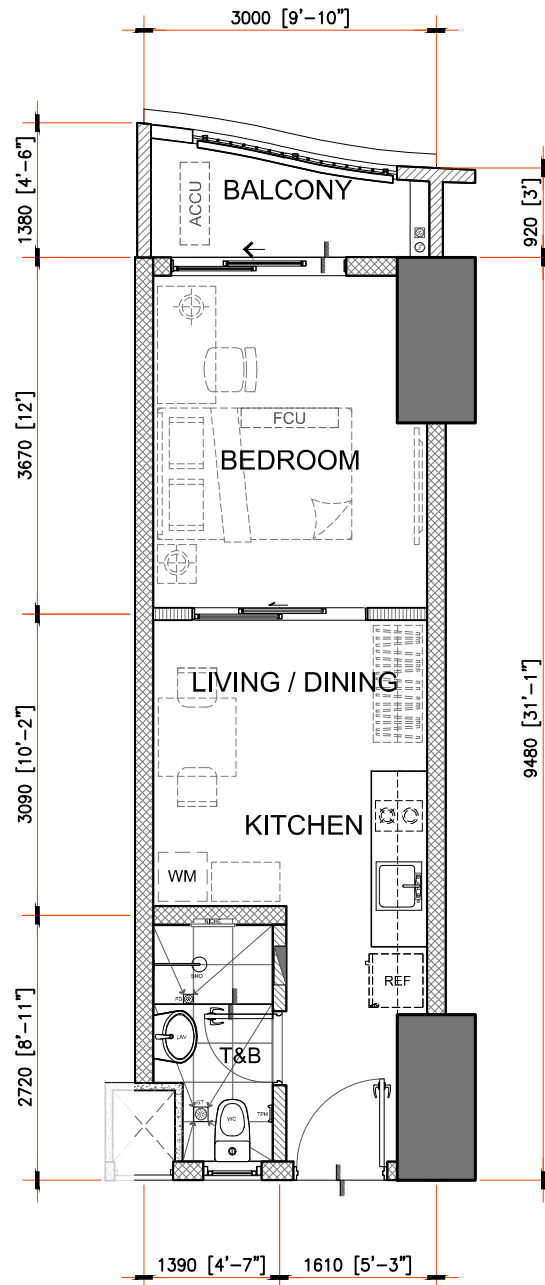
- DIMENSIONS & AREAS MAY VARY BASED ON ACTUAL SITE CONDITION.
- FURNITURE & APPLIANCES ARE NOT INCLUDED.
- FLOOR PLANS DEPICTED IN THIS MATERIAL ARE FOR ILLUSTRATION PURPOSE ONLY
- ALL PLANS DETAIL AND SPECIFICATION CONTAINED HEREIN ARE SUBJECT TO CHANGE WITHOUT PRIOR NOTICE AND DO NOT CONSTITUTE PART OF ANY OFFER OR CONTRACT.



FOR REFERENCE ONLY



SEPTEMBER 2024 - DE-24-09-002



28.00 sq.m. 1-BEDROOM TYPE J

INNER UNIT - 28.00 sq.m. / 301.39 sq.ft.

WITH BALCONY - 3.00 sq.m. / 32.29 sq.ft.

GROSS FLOOR AREA - 31.00 sq.m. / 333.68 sq.ft.

SCALE: 1:80 mtrs.

NOTE:

- DIMENSIONS & AREAS MAY VARY BASED ON ACTUAL SITE CONDITION.
- FURNITURE & APPLIANCES ARE NOT INCLUDED.
- FLOOR PLANS DEPICTED IN THIS MATERIAL ARE FOR ILLUSTRATION PURPOSE ONLY
- ALL PLANS DETAIL AND SPECIFICATION CONTAINED HEREIN ARE SUBJECT TO CHANGE WITHOUT PRIOR NOTICE AND DO NOT CONSTITUTE PART OF ANY OFFER OR CONTRACT.

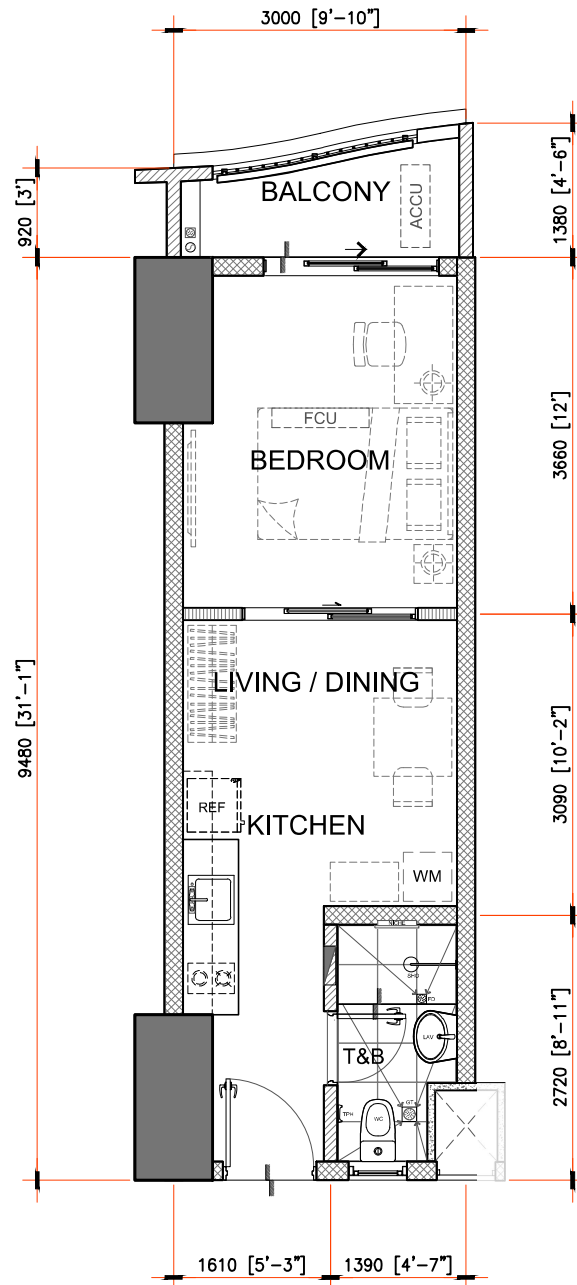


APPLICABLE TO:
KALEA HEIGHTS - BUILDING LEIA

FOR REFERENCE ONLY



SEPTEMBER 2024 - DE-24-09-002



28.00 sq.m. 1-BEDROOM TYPE J.1

INNER UNIT - 28.00 sq.m. / 301.39 sq.ft.

WITH BALCONY - 3.00 sq.m. / 32.29 sq.ft.

GROSS FLOOR AREA - 31.00 sq.m. / 333.68 sq.ft.

SCALE: 1:80 mtrs.

NOTE:

- DIMENSIONS & AREAS MAY VARY BASED ON ACTUAL SITE CONDITION.
- FURNITURE & APPLIANCES ARE NOT INCLUDED.
- FLOOR PLANS DEPICTED IN THIS MATERIAL ARE FOR ILLUSTRATION PURPOSE ONLY
- ALL PLANS DETAIL AND SPECIFICATION CONTAINED HEREIN ARE SUBJECT TO CHANGE WITHOUT PRIOR NOTICE AND DO NOT CONSTITUTE PART OF ANY OFFER OR CONTRACT.

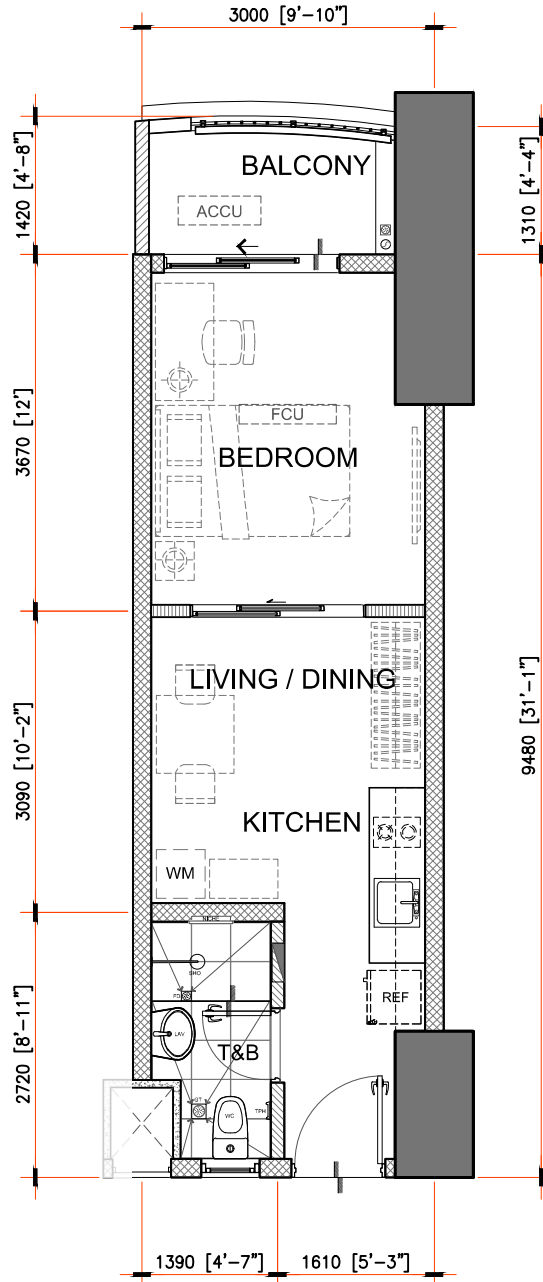


APPLICABLE TO:
KALEA HEIGHTS - BUILDING LEIA

FOR REFERENCE ONLY



SEPTEMBER 2024 - DE-24-09-002



28.00 sq.m. 1-BEDROOM TYPE M

INNER UNIT - 28.00 sq.m. / 301.39 sq.ft.

WITH BALCONY - 4.00 sq.m. / 43.06 sq.ft.

GROSS FLOOR AREA - 32.00 sq.m. / 344.45 sq.ft.

SCALE: 1:80 mtrs.

NOTE:

- DIMENSIONS & AREAS MAY VARY BASED ON ACTUAL SITE CONDITION.
- FURNITURE & APPLIANCES ARE NOT INCLUDED.
- FLOOR PLANS DEPICTED IN THIS MATERIAL ARE FOR ILLUSTRATION PURPOSE ONLY
- ALL PLANS DETAIL AND SPECIFICATION CONTAINED HEREIN ARE SUBJECT TO CHANGE WITHOUT PRIOR NOTICE AND DO NOT CONSTITUTE PART OF ANY OFFER OR CONTRACT.

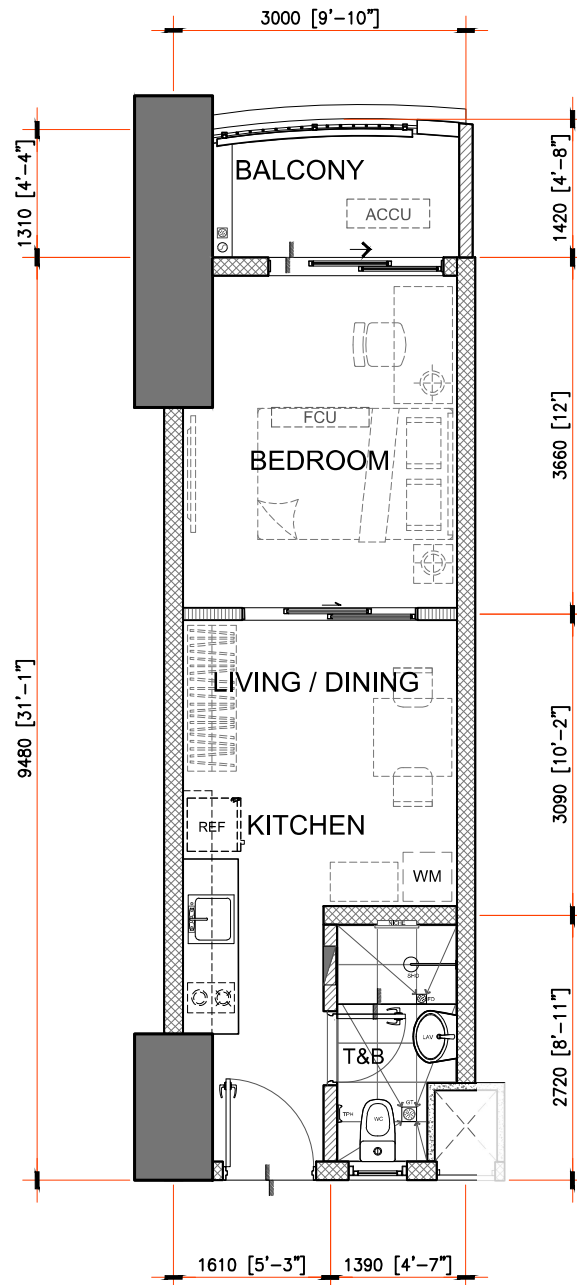


APPLICABLE TO:
KALEA HEIGHTS - BUILDING LEIA

FOR REFERENCE ONLY



SEPTEMBER 2024 - DE-24-09-002



28.00 sq.m. 1-BEDROOM TYPE M.1

INNER UNIT - 28.00 sq.m. / 301.39 sq.ft.

WITH BALCONY - 4.00 sq.m. / 43.06 sq.ft.

GROSS FLOOR AREA - 32.00 sq.m. / 344.45 sq.ft.

SCALE: 1:80 mtrs.

NOTE:

- DIMENSIONS & AREAS MAY VARY BASED ON ACTUAL SITE CONDITION.
- FURNITURE & APPLIANCES ARE NOT INCLUDED.
- FLOOR PLANS DEPICTED IN THIS MATERIAL ARE FOR ILLUSTRATION PURPOSE ONLY
- ALL PLANS DETAIL AND SPECIFICATION CONTAINED HEREIN ARE SUBJECT TO CHANGE WITHOUT PRIOR NOTICE AND DO NOT CONSTITUTE PART OF ANY OFFER OR CONTRACT.

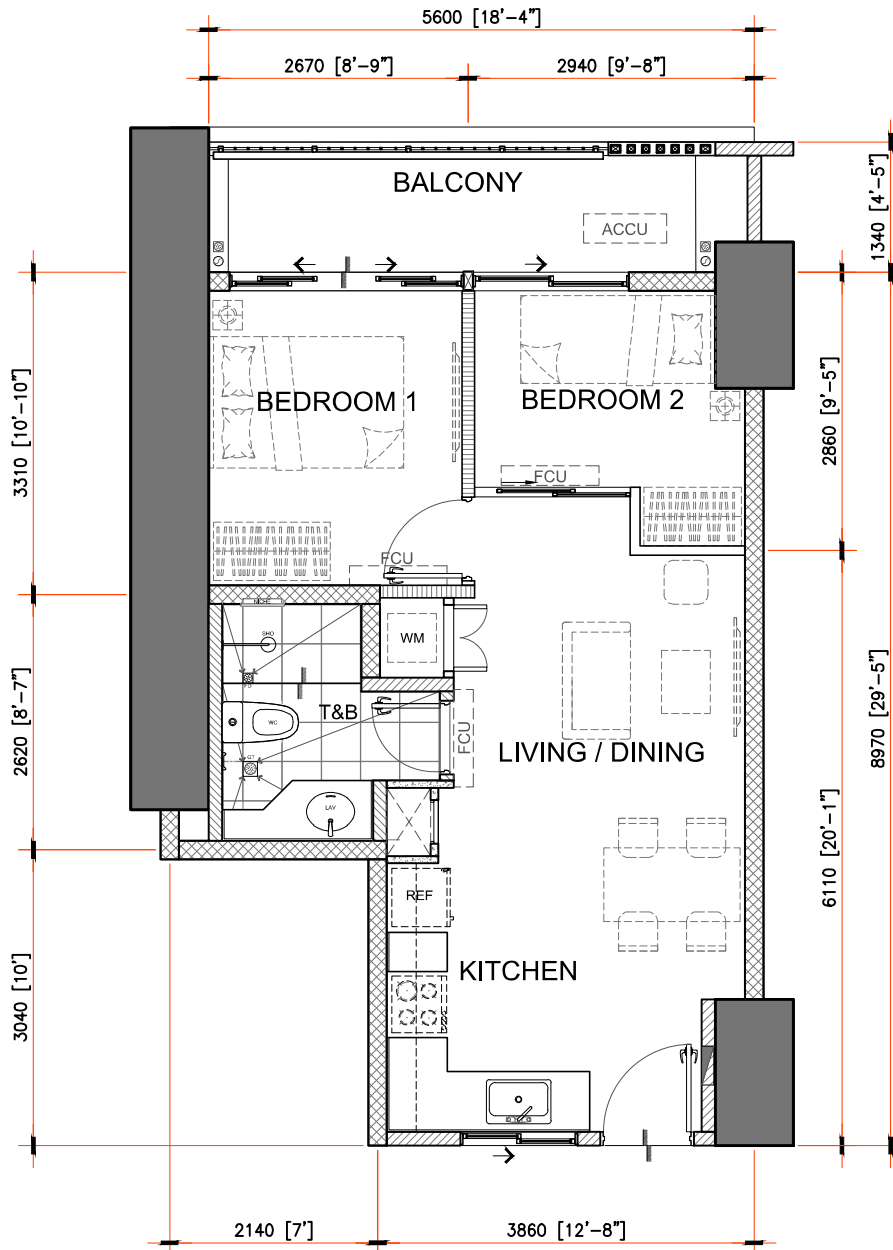


APPLICABLE TO:
KALEA HEIGHTS - BUILDING LEIA

FOR REFERENCE ONLY



SEPTEMBER 2024 - DE-24-09-002



45.50 sq.m. 2-BEDROOM TYPE A

INNER UNIT - 45.50 sq.m. / 489.76 sq.ft.

WITH BALCONY - 7.50 sq.m. / 80.73 sq.ft.

GROSS FLOOR AREA - 53.00 sq.m. / 570.49 sq.ft.

SCALE: 1:80 mtrs.

NOTE:

- DIMENSIONS & AREAS MAY VARY BASED ON ACTUAL SITE CONDITION.
- FURNITURE & APPLIANCES ARE NOT INCLUDED.
- FLOOR PLANS DEPICTED IN THIS MATERIAL ARE FOR ILLUSTRATION PURPOSE ONLY
- ALL PLANS DETAIL AND SPECIFICATION CONTAINED HEREIN ARE SUBJECT TO CHANGE WITHOUT PRIOR NOTICE AND DO NOT CONSTITUTE PART OF ANY OFFER OR CONTRACT.

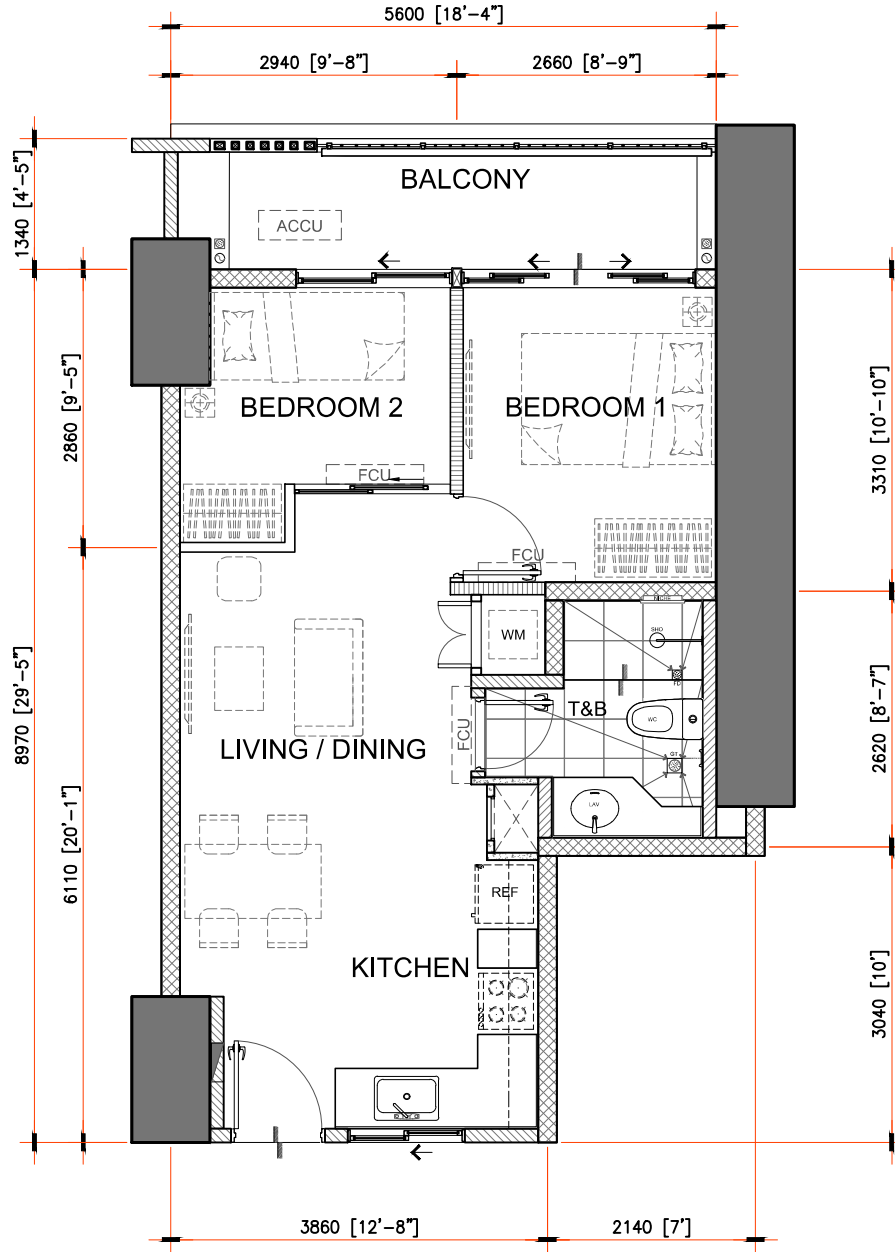


APPLICABLE TO:
KALEA HEIGHTS - BUILDING LEIA

FOR REFERENCE ONLY



SEPTEMBER 2024 - DE-24-09-002



45.50 sq.m. 2-BEDROOM TYPE A.1

INNER UNIT - 45.50 sq.m. / 489.76 sq.ft.

WITH BALCONY - 7.50 sq.m. / 80.73 sq.ft.

GROSS FLOOR AREA - 53.00 sq.m. / 570.49 sq.ft.

SCALE: 1:80 mtrs.

NOTE:

- DIMENSIONS & AREAS MAY VARY BASED ON ACTUAL SITE CONDITION.
- FURNITURE & APPLIANCES ARE NOT INCLUDED.
- FLOOR PLANS DEPICTED IN THIS MATERIAL ARE FOR ILLUSTRATION PURPOSE ONLY
- ALL PLANS DETAIL AND SPECIFICATION CONTAINED HEREIN ARE SUBJECT TO CHANGE WITHOUT PRIOR NOTICE AND DO NOT CONSTITUTE PART OF ANY OFFER OR CONTRACT.

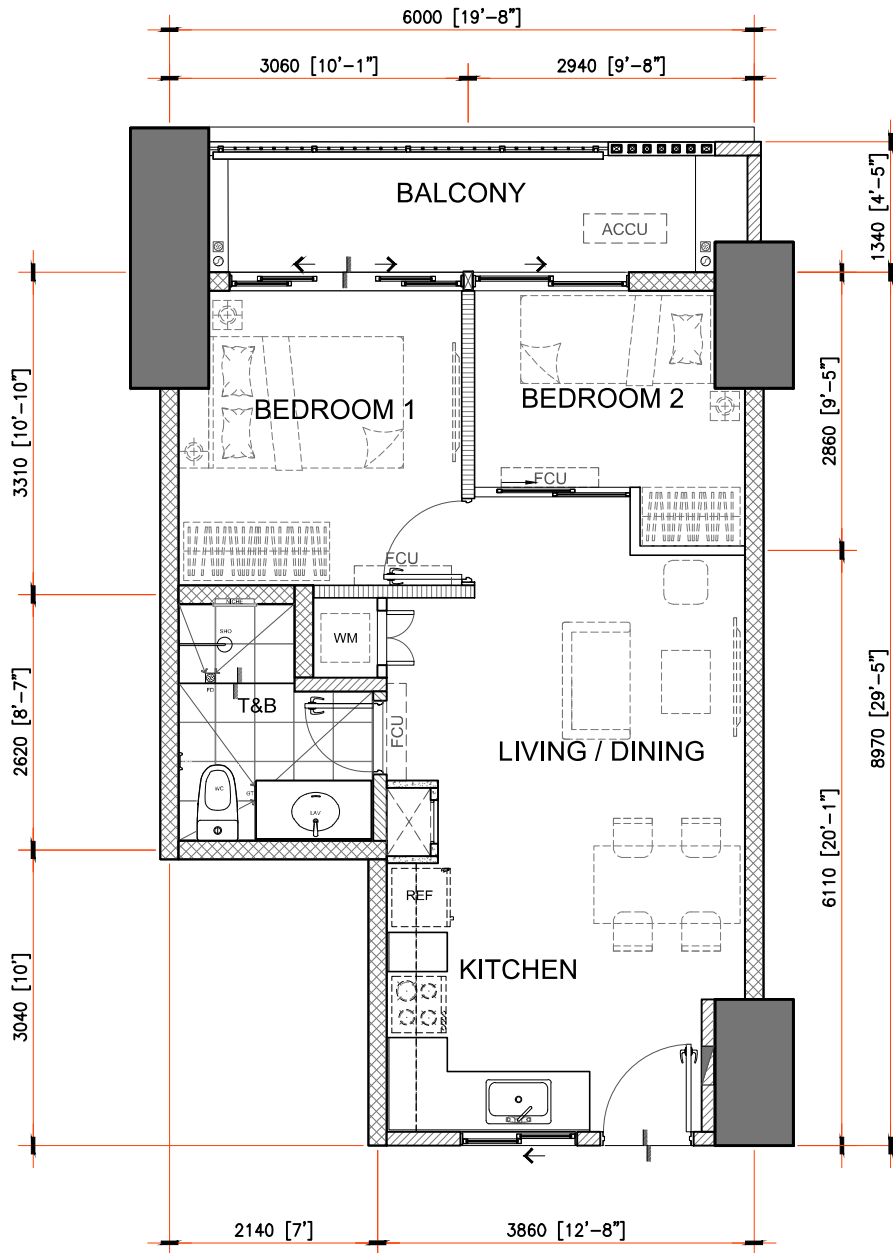


APPLICABLE TO:
 KALEA HEIGHTS - BUILDING LEIA

FOR REFERENCE ONLY



SEPTEMBER 2024 - DE-24-09-002



47.00 sq.m. 2-BEDROOM TYPE B

INNER UNIT - 47.00 sq.m. / 505.90 sq.ft.

WITH BALCONY - 8.00 sq.m. / 86.11 sq.ft.

GROSS FLOOR AREA - 55.00 sq.m. / 592.02 sq.ft.

SCALE: 1:80 mtrs.

NOTE:

- DIMENSIONS & AREAS MAY VARY BASED ON ACTUAL SITE CONDITION.
- FURNITURE & APPLIANCES ARE NOT INCLUDED.
- FLOOR PLANS DEPICTED IN THIS MATERIAL ARE FOR ILLUSTRATION PURPOSE ONLY
- ALL PLANS DETAIL AND SPECIFICATION CONTAINED HEREIN ARE SUBJECT TO CHANGE WITHOUT PRIOR NOTICE AND DO NOT CONSTITUTE PART OF ANY OFFER OR CONTRACT.

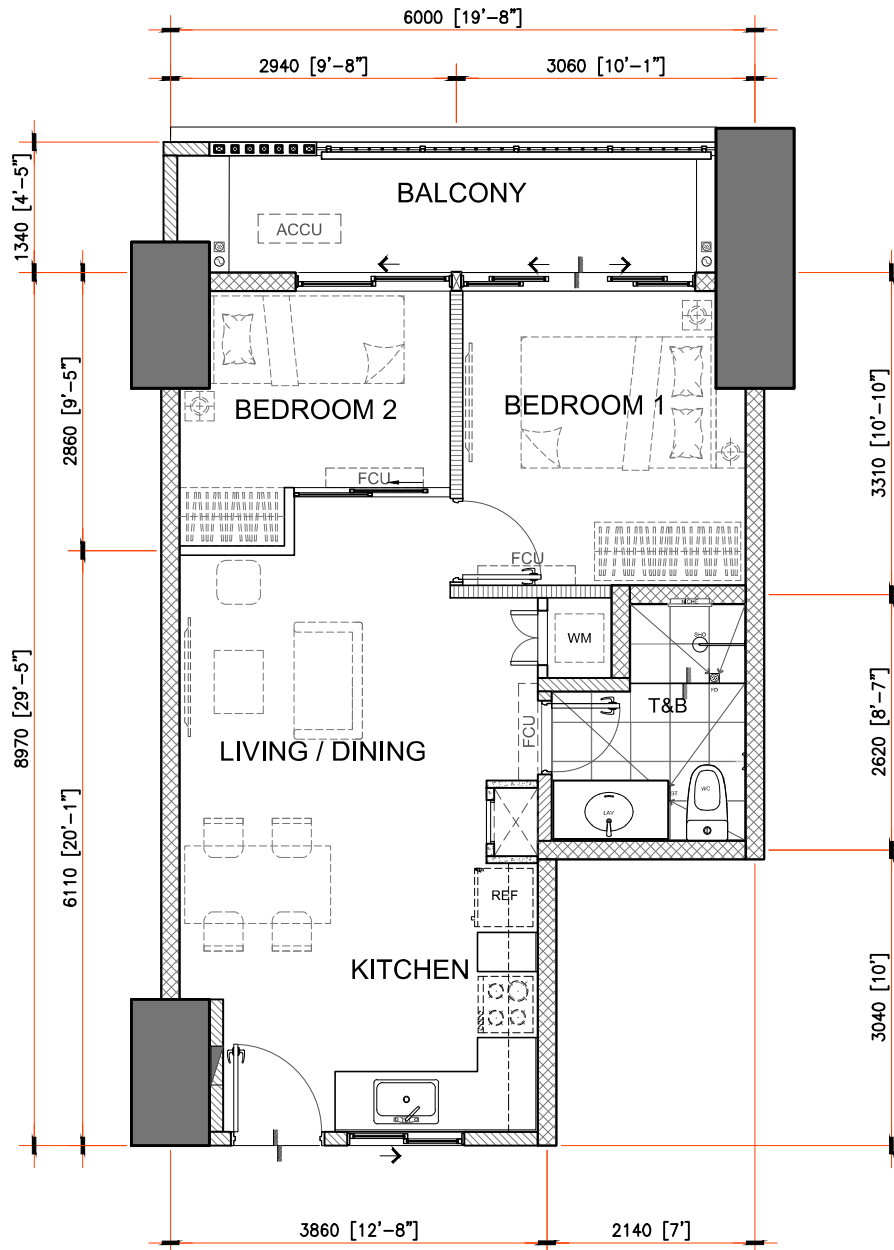


APPLICABLE TO:
KALEA HEIGHTS - BUILDING LEIA

FOR REFERENCE ONLY



SEPTEMBER 2024 - DE-24-09-002



47.00 sq.m. 2-BEDROOM TYPE B.1

INNER UNIT - 47.00 sq.m. / 505.90 sq.ft.

WITH BALCONY - 8.00 sq.m. / 86.11 sq.ft.

GROSS FLOOR AREA - 55.00 sq.m. / 592.02 sq.ft.

SCALE: 1:80 mtrs.

NOTE:

- DIMENSIONS & AREAS MAY VARY BASED ON ACTUAL SITE CONDITION.
- FURNITURE & APPLIANCES ARE NOT INCLUDED.
- FLOOR PLANS DEPICTED IN THIS MATERIAL ARE FOR ILLUSTRATION PURPOSE ONLY
- ALL PLANS DETAIL AND SPECIFICATION CONTAINED HEREIN ARE SUBJECT TO CHANGE WITHOUT PRIOR NOTICE AND DO NOT CONSTITUTE PART OF ANY OFFER OR CONTRACT.

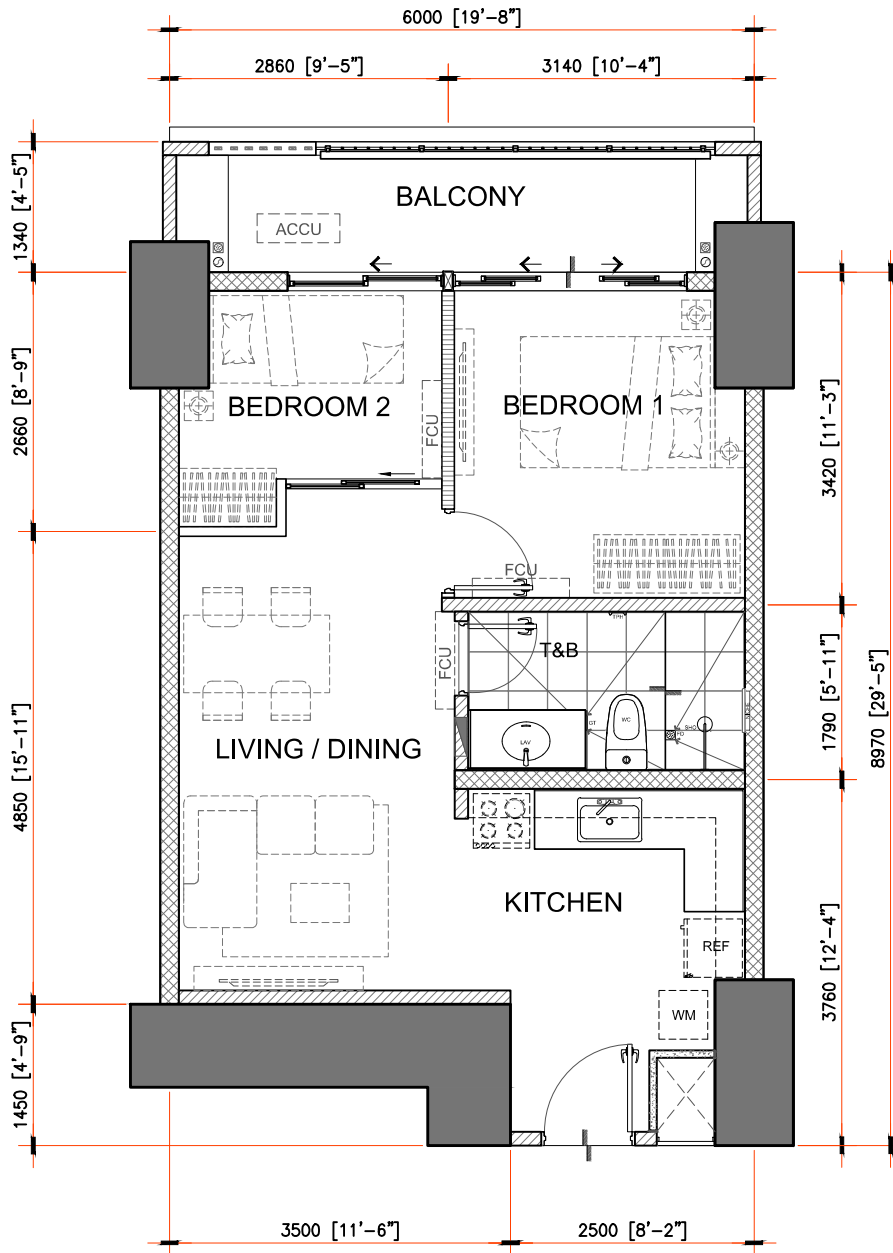


APPLICABLE TO:
KALEA HEIGHTS - BUILDING LEIA

FOR REFERENCE ONLY



SEPTEMBER 2024 - DE-24-09-002



48.50 sq.m. 2-BEDROOM TYPE C

INNER UNIT - 48.50 sq.m. / 522.05 sq.ft.

WITH BALCONY - 8.00 sq.m. / 86.11 sq.ft.

GROSS FLOOR AREA - 56.50 sq.m. / 608.16 sq.ft.

SCALE: 1:80 mtrs.

NOTE:

- DIMENSIONS & AREAS MAY VARY BASED ON ACTUAL SITE CONDITION.
- FURNITURE & APPLIANCES ARE NOT INCLUDED.
- FLOOR PLANS DEPICTED IN THIS MATERIAL ARE FOR ILLUSTRATION PURPOSE ONLY
- ALL PLANS DETAIL AND SPECIFICATION CONTAINED HEREIN ARE SUBJECT TO CHANGE WITHOUT PRIOR NOTICE AND DO NOT CONSTITUTE PART OF ANY OFFER OR CONTRACT.

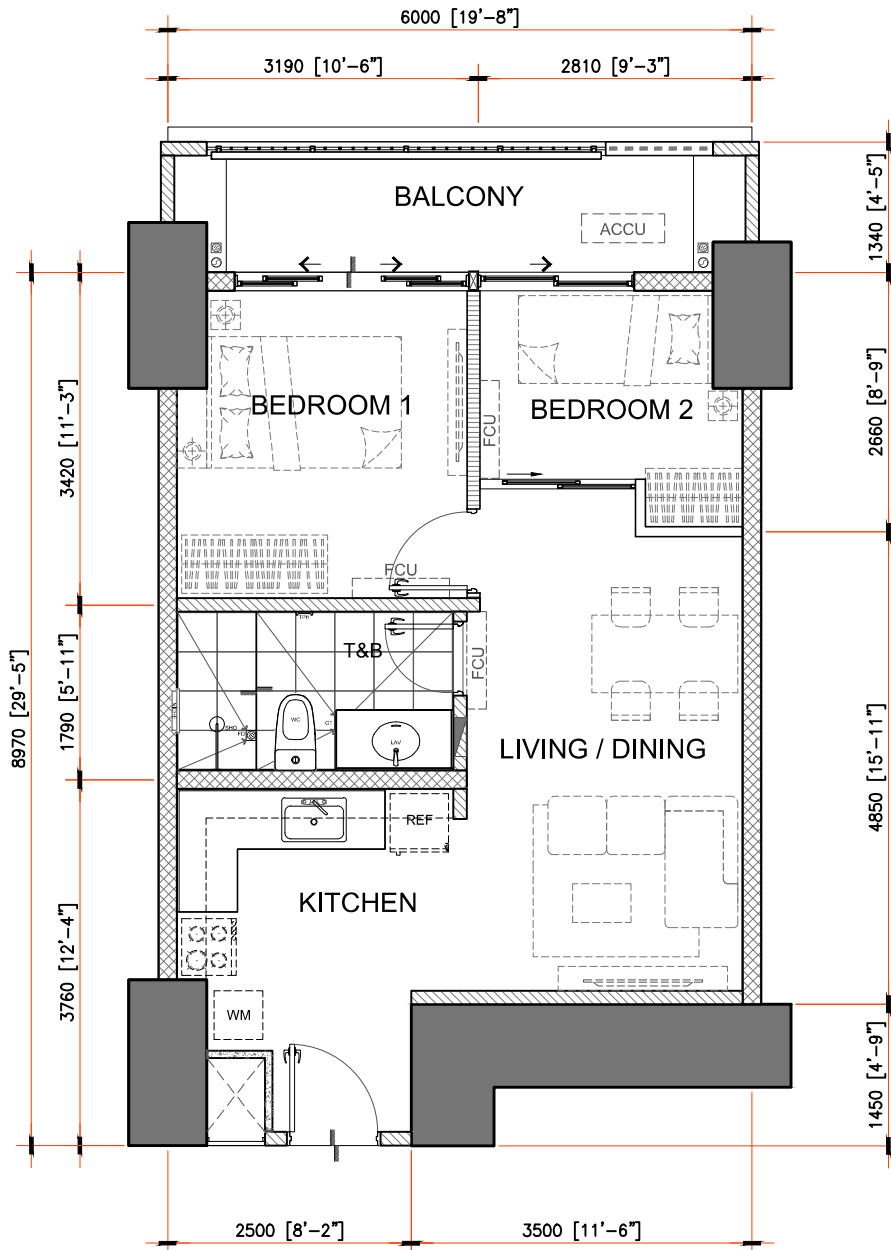


APPLICABLE TO:
KALEA HEIGHTS - BUILDING LEIA

FOR REFERENCE ONLY



SEPTEMBER 2024 - DE-24-09-002



48.50 sq.m. 2-BEDROOM TYPE C.1

INNER UNIT - 48.50 sq.m. / 522.05 sq.ft.

WITH BALCONY - 8.00 sq.m. / 86.11 sq.ft.

GROSS FLOOR AREA - 56.50 sq.m. / 608.16 sq.ft.

SCALE: 1:80 mtrs.

NOTE:

- DIMENSIONS & AREAS MAY VARY BASED ON ACTUAL SITE CONDITION.
- FURNITURE & APPLIANCES ARE NOT INCLUDED.
- FLOOR PLANS DEPICTED IN THIS MATERIAL ARE FOR ILLUSTRATION PURPOSE ONLY
- ALL PLANS DETAIL AND SPECIFICATION CONTAINED HEREIN ARE SUBJECT TO CHANGE WITHOUT PRIOR NOTICE AND DO NOT CONSTITUTE PART OF ANY OFFER OR CONTRACT.

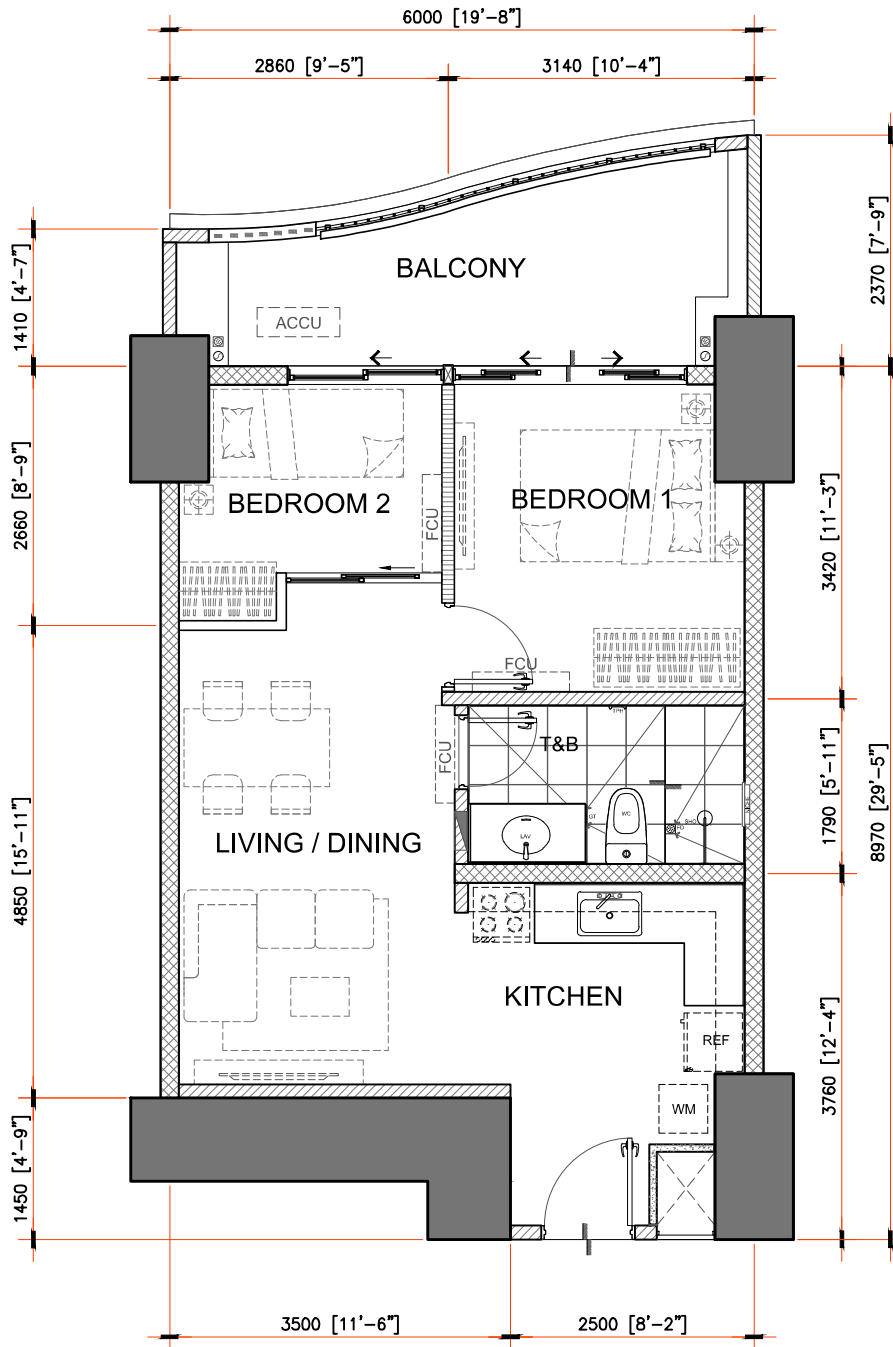


APPLICABLE TO:
KALEA HEIGHTS - BUILDING LEIA

FOR REFERENCE ONLY



SEPTEMBER 2024 - DE-24-09-002



48.50 sq.m. 2-BEDROOM TYPE D

INNER UNIT - 48.50 sq.m. / 522.05 sq.ft.

WITH BALCONY - 11.00 sq.m. / 118.40 sq.ft.

GROSS FLOOR AREA - 59.50 sq.m. / 640.45 sq.ft.

SCALE: 1:80 mtrs.

NOTE:

- DIMENSIONS & AREAS MAY VARY BASED ON ACTUAL SITE CONDITION.
- FURNITURE & APPLIANCES ARE NOT INCLUDED.
- FLOOR PLANS DEPICTED IN THIS MATERIAL ARE FOR ILLUSTRATION PURPOSE ONLY
- ALL PLANS DETAIL AND SPECIFICATION CONTAINED HEREIN ARE SUBJECT TO CHANGE WITHOUT PRIOR NOTICE AND DO NOT CONSTITUTE PART OF ANY OFFER OR CONTRACT.

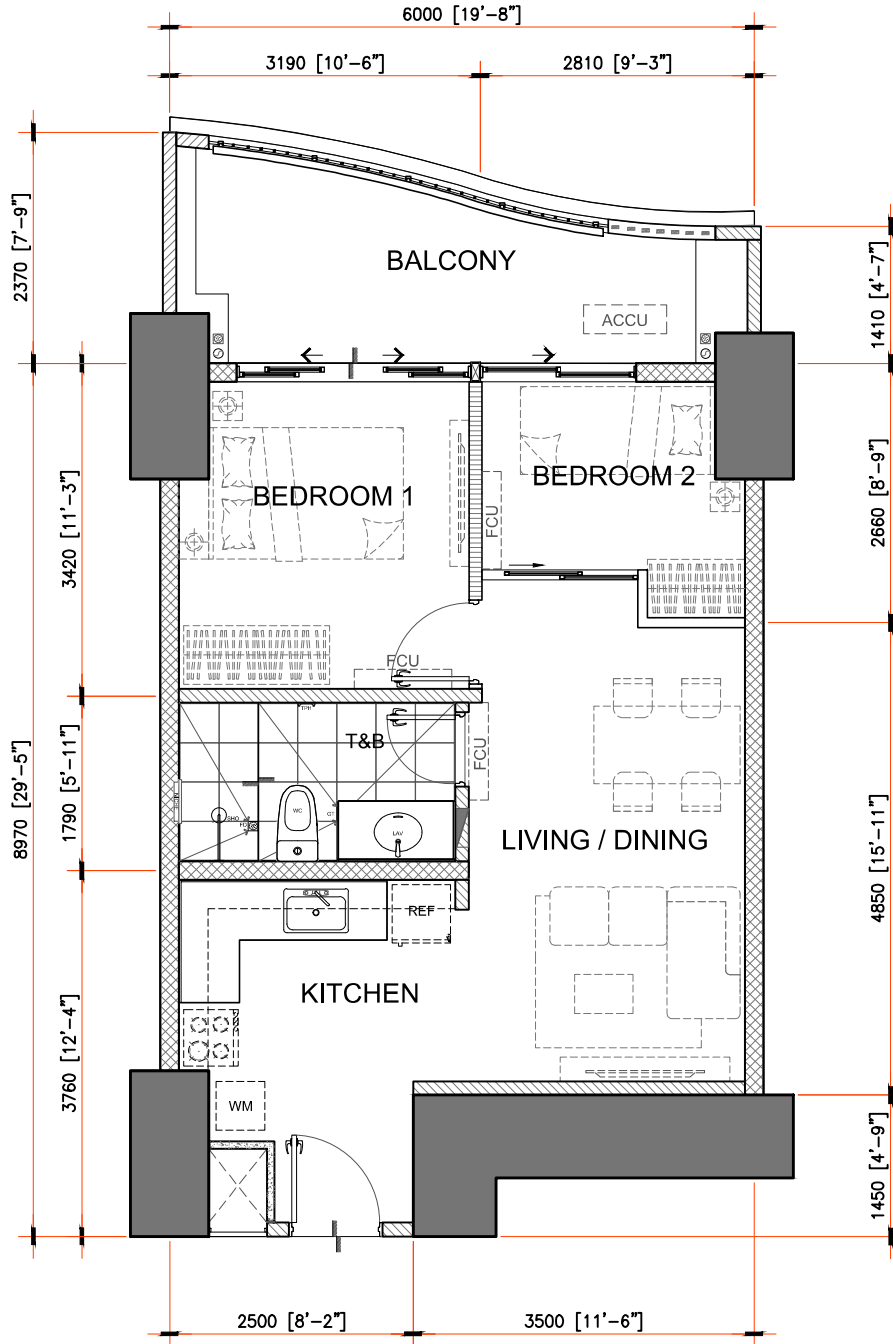


APPLICABLE TO:
KALEA HEIGHTS - BUILDING LEIA

FOR REFERENCE ONLY



SEPTEMBER 2024 - DE-24-09-002



48.50 sq.m. 2-BEDROOM TYPE D.1

INNER UNIT - 48.50 sq.m. / 522.05 sq.ft.

WITH BALCONY - 11.00 sq.m. / 118.40 sq.ft.

GROSS FLOOR AREA - 59.50 sq.m. / 640.45 sq.ft.

SCALE: 1:80 mtrs.

NOTE:

- DIMENSIONS & AREAS MAY VARY BASED ON ACTUAL SITE CONDITION.
- FURNITURE & APPLIANCES ARE NOT INCLUDED.
- FLOOR PLANS DEPICTED IN THIS MATERIAL ARE FOR ILLUSTRATION PURPOSE ONLY
- ALL PLANS DETAIL AND SPECIFICATION CONTAINED HEREIN ARE SUBJECT TO CHANGE WITHOUT PRIOR NOTICE AND DO NOT CONSTITUTE PART OF ANY OFFER OR CONTRACT.

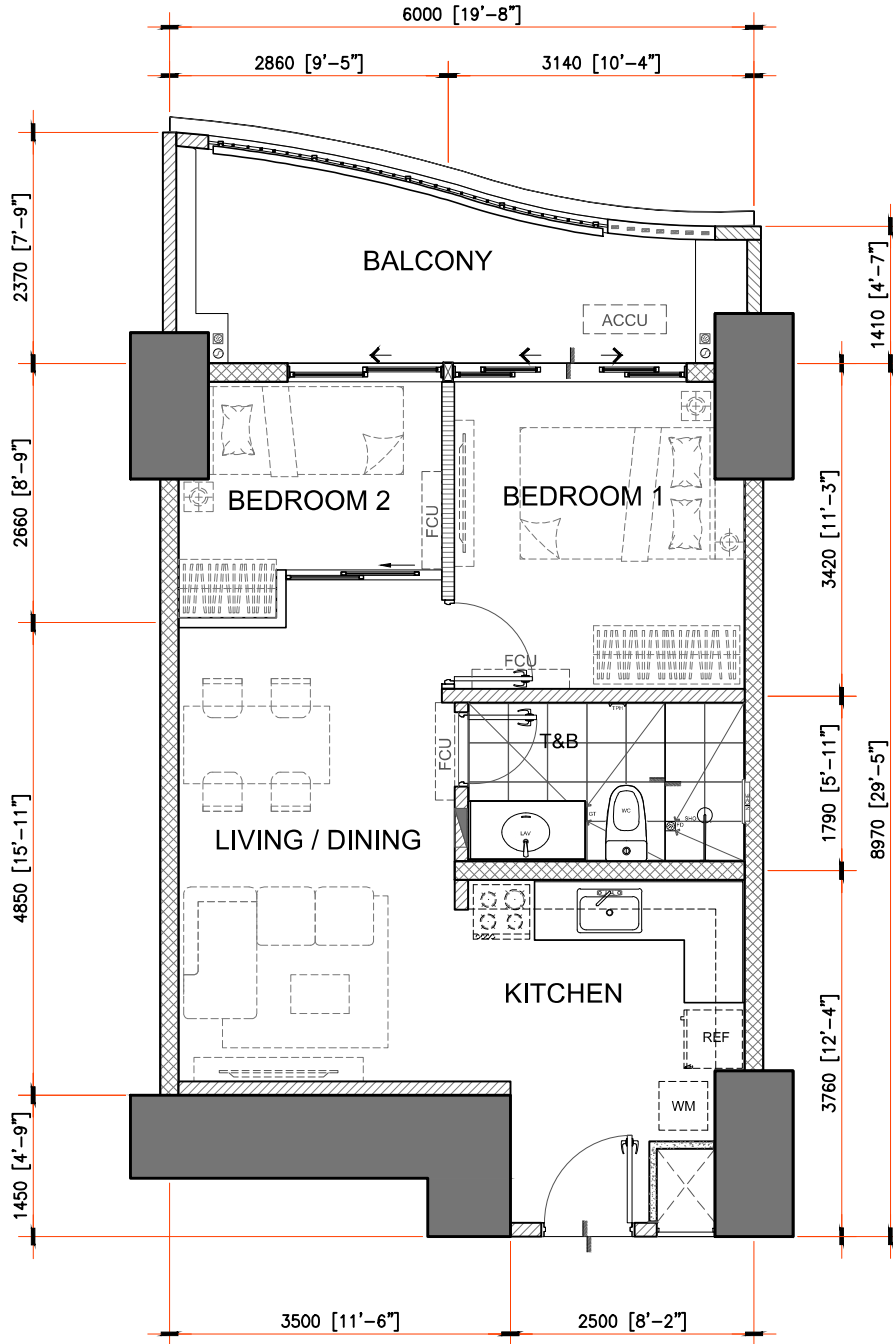


APPLICABLE TO:
 KALEA HEIGHTS - BUILDING LEIA

FOR REFERENCE ONLY



SEPTEMBER 2024 - DE-24-09-002



48.50 sq.m. 2-BEDROOM TYPE E

INNER UNIT - 48.50 sq.m. / 522.05 sq.ft.

WITH BALCONY - 11.00 sq.m. / 118.40 sq.ft.

GROSS FLOOR AREA - 59.50 sq.m. / 640.45 sq.ft.

SCALE: 1:80 mtrs.

NOTE:

- DIMENSIONS & AREAS MAY VARY BASED ON ACTUAL SITE CONDITION.
- FURNITURE & APPLIANCES ARE NOT INCLUDED.
- FLOOR PLANS DEPICTED IN THIS MATERIAL ARE FOR ILLUSTRATION PURPOSE ONLY
- ALL PLANS DETAIL AND SPECIFICATION CONTAINED HEREIN ARE SUBJECT TO CHANGE WITHOUT PRIOR NOTICE AND DO NOT CONSTITUTE PART OF ANY OFFER OR CONTRACT.

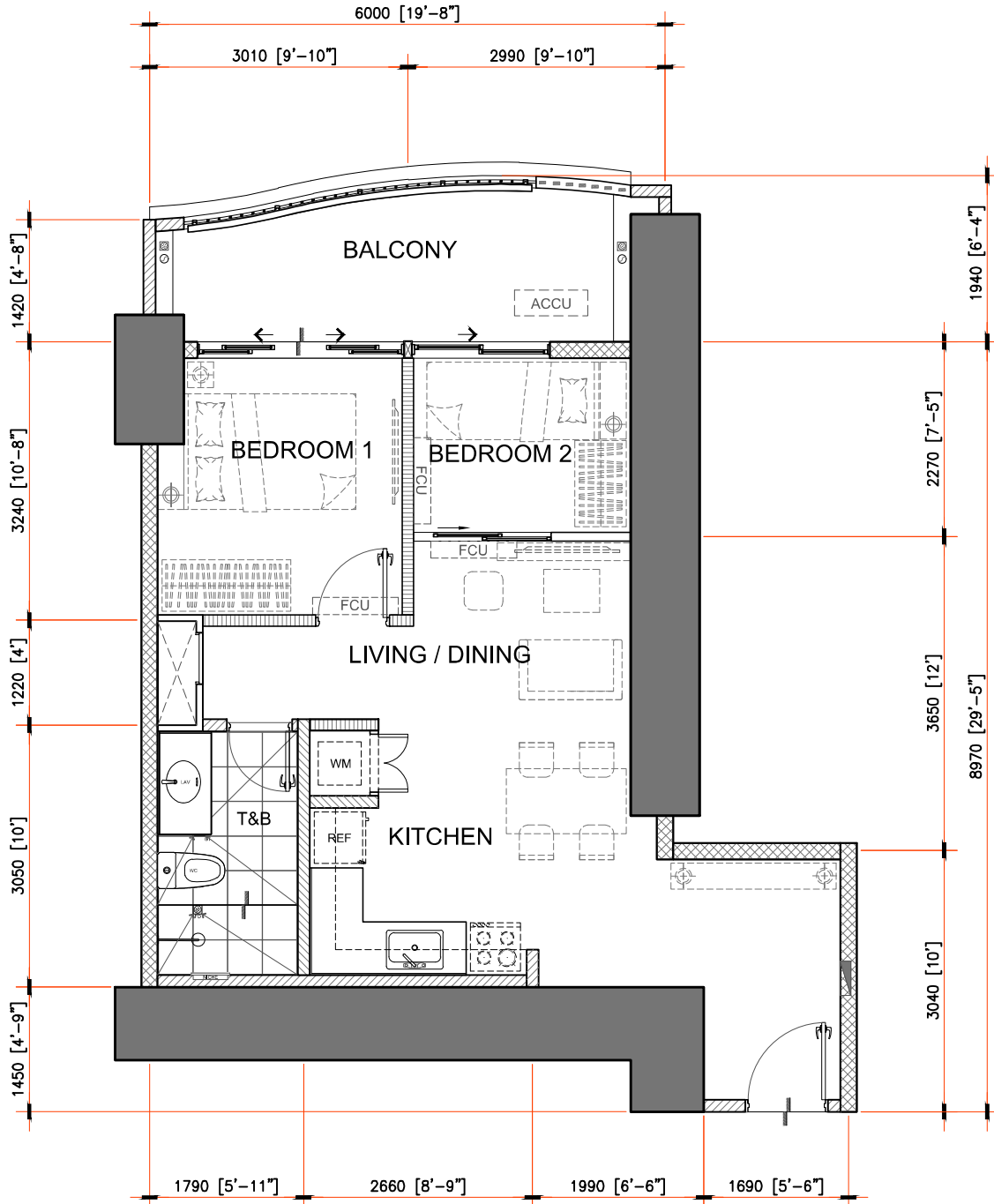


APPLICABLE TO:
KALEA HEIGHTS - BUILDING LEIA

FOR REFERENCE ONLY



SEPTEMBER 2024 - DE-24-09-002



49.00 sq.m. 2-BEDROOM TYPE H

INNER UNIT - 49.00 sq.m. / 527.43 sq.ft.

WITH BALCONY - 10.00 sq.m. / 107.64 sq.ft.

GROSS FLOOR AREA - 59.00 sq.m. / 635.07 sq.ft.

SCALE: 1:80 mtrs.

NOTE:

- DIMENSIONS & AREAS MAY VARY BASED ON ACTUAL SITE CONDITION.
- FURNITURE & APPLIANCES ARE NOT INCLUDED.
- FLOOR PLANS DEPICTED IN THIS MATERIAL ARE FOR ILLUSTRATION PURPOSE ONLY
- ALL PLANS DETAIL AND SPECIFICATION CONTAINED HEREIN ARE SUBJECT TO CHANGE WITHOUT PRIOR NOTICE AND DO NOT CONSTITUTE PART OF ANY OFFER OR CONTRACT.

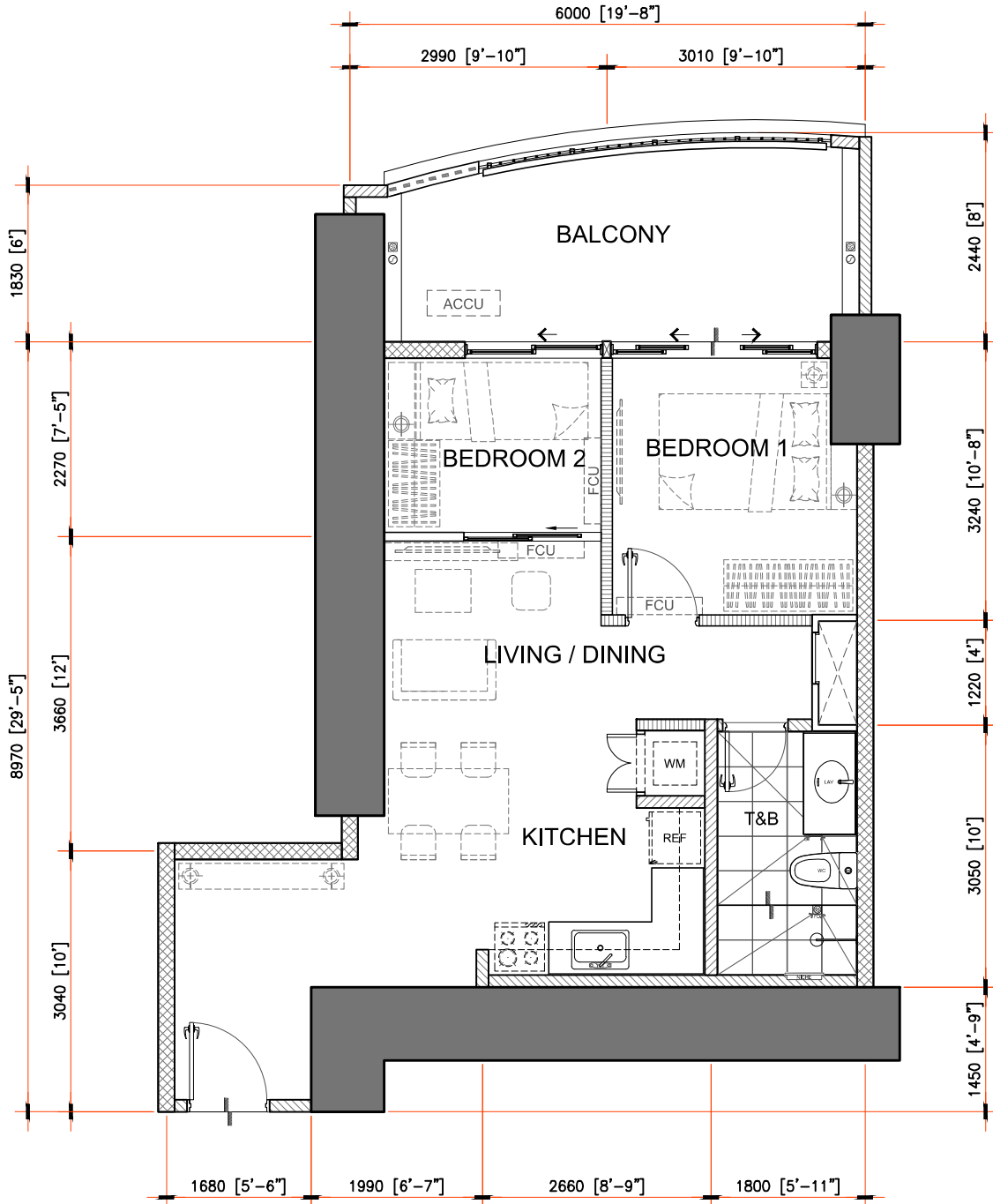


APPLICABLE TO:
KALEA HEIGHTS - BUILDING LEIA

FOR REFERENCE ONLY



SEPTEMBER 2024 - DE-24-09-002



49.00 sq.m. 2-BEDROOM TYPE I

INNER UNIT - 49.00 sq.m. / 527.43 sq.ft.

WITH BALCONY - 13.00 sq.m. / 139.93 sq.ft.

GROSS FLOOR AREA - 62.00 sq.m. / 667.36 sq.ft.

SCALE: 1:80 mtrs.

NOTE:

- DIMENSIONS & AREAS MAY VARY BASED ON ACTUAL SITE CONDITION.
- FURNITURE & APPLIANCES ARE NOT INCLUDED.
- FLOOR PLANS DEPICTED IN THIS MATERIAL ARE FOR ILLUSTRATION PURPOSE ONLY
- ALL PLANS DETAIL AND SPECIFICATION CONTAINED HEREIN ARE SUBJECT TO CHANGE WITHOUT PRIOR NOTICE AND DO NOT CONSTITUTE PART OF ANY OFFER OR CONTRACT.

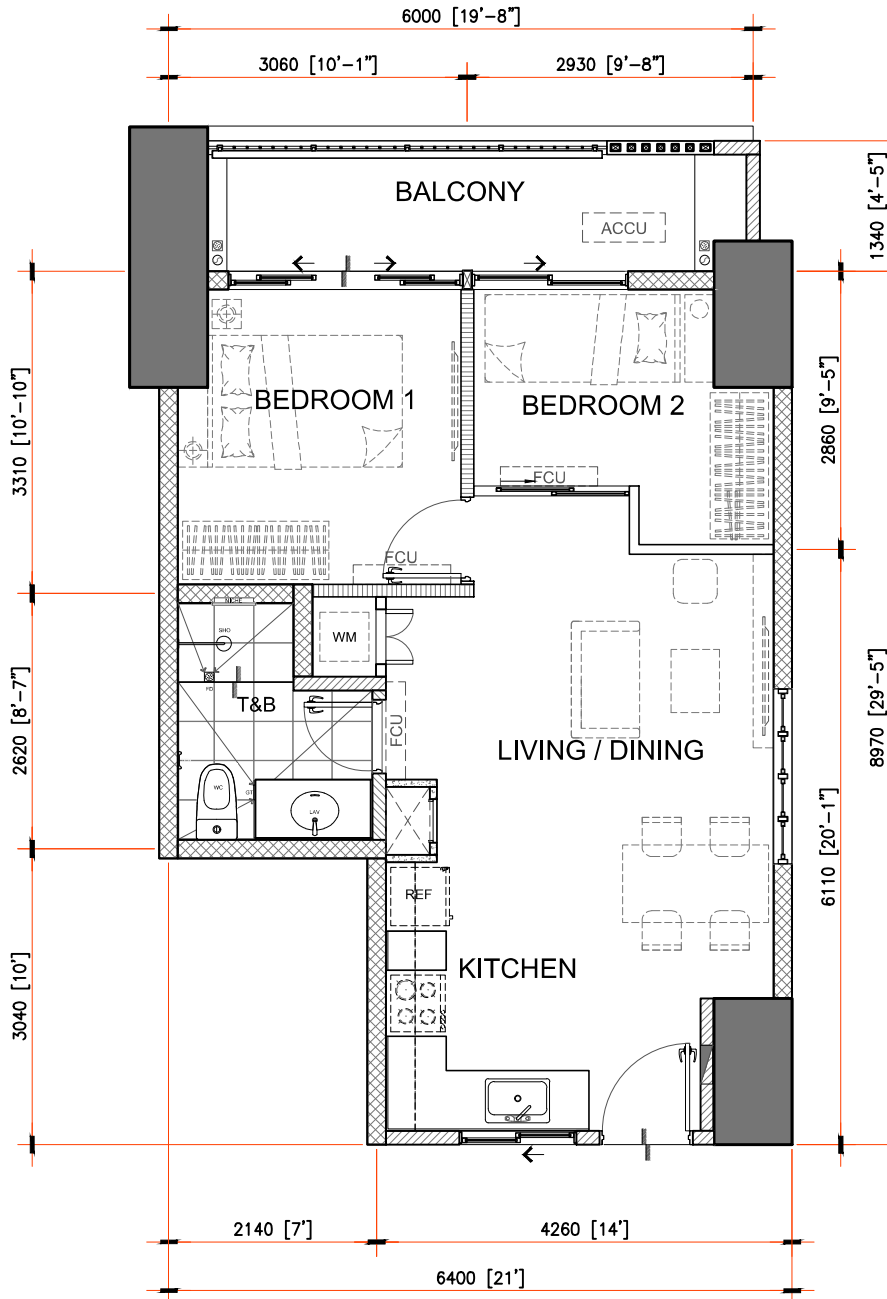
APPLICABLE TO:
KALEA HEIGHTS - BUILDING LEIA



FOR REFERENCE ONLY



SEPTEMBER 2024 - DE-24-09-002



50.50 sq.m. 2-BEDROOM TYPE J

INNER UNIT - 50.50 sq.m. / 543.58 sq.ft.

WITH BALCONY - 8.00 sq.m. / 86.11 sq.ft.

GROSS FLOOR AREA - 58.50 sq.m. / 629.69 sq.ft.

SCALE: 1:80 mtrs.

NOTE:

- DIMENSIONS & AREAS MAY VARY BASED ON ACTUAL SITE CONDITION.
- FURNITURE & APPLIANCES ARE NOT INCLUDED.
- FLOOR PLANS DEPICTED IN THIS MATERIAL ARE FOR ILLUSTRATION PURPOSE ONLY
- ALL PLANS DETAIL AND SPECIFICATION CONTAINED HEREIN ARE SUBJECT TO CHANGE WITHOUT PRIOR NOTICE AND DO NOT CONSTITUTE PART OF ANY OFFER OR CONTRACT.

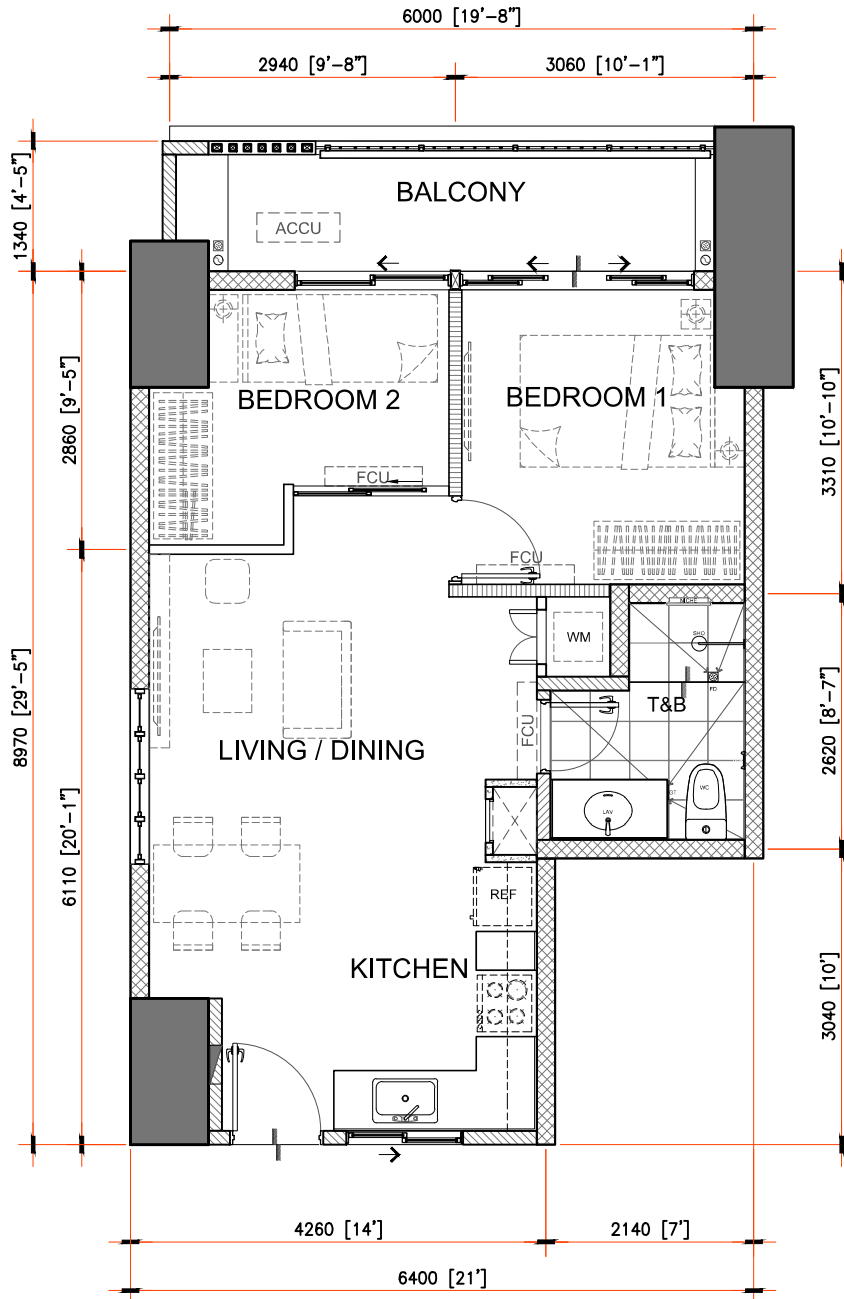


APPLICABLE TO:
KALEA HEIGHTS - BUILDING LEIA

FOR REFERENCE ONLY



SEPTEMBER 2024 - DE-24-09-002



50.50 sq.m. 2-BEDROOM TYPE J.1

INNER UNIT - 50.50 sq.m. / 543.58 sq.ft.

WITH BALCONY - 8.00 sq.m. / 86.11 sq.ft.

GROSS FLOOR AREA - 58.50 sq.m. / 629.69 sq.ft.

SCALE: 1:80 mtrs.

NOTE:

- DIMENSIONS & AREAS MAY VARY BASED ON ACTUAL SITE CONDITION.
- FURNITURE & APPLIANCES ARE NOT INCLUDED.
- FLOOR PLANS DEPICTED IN THIS MATERIAL ARE FOR ILLUSTRATION PURPOSE ONLY
- ALL PLANS DETAIL AND SPECIFICATION CONTAINED HEREIN ARE SUBJECT TO CHANGE WITHOUT PRIOR NOTICE AND DO NOT CONSTITUTE PART OF ANY OFFER OR CONTRACT.

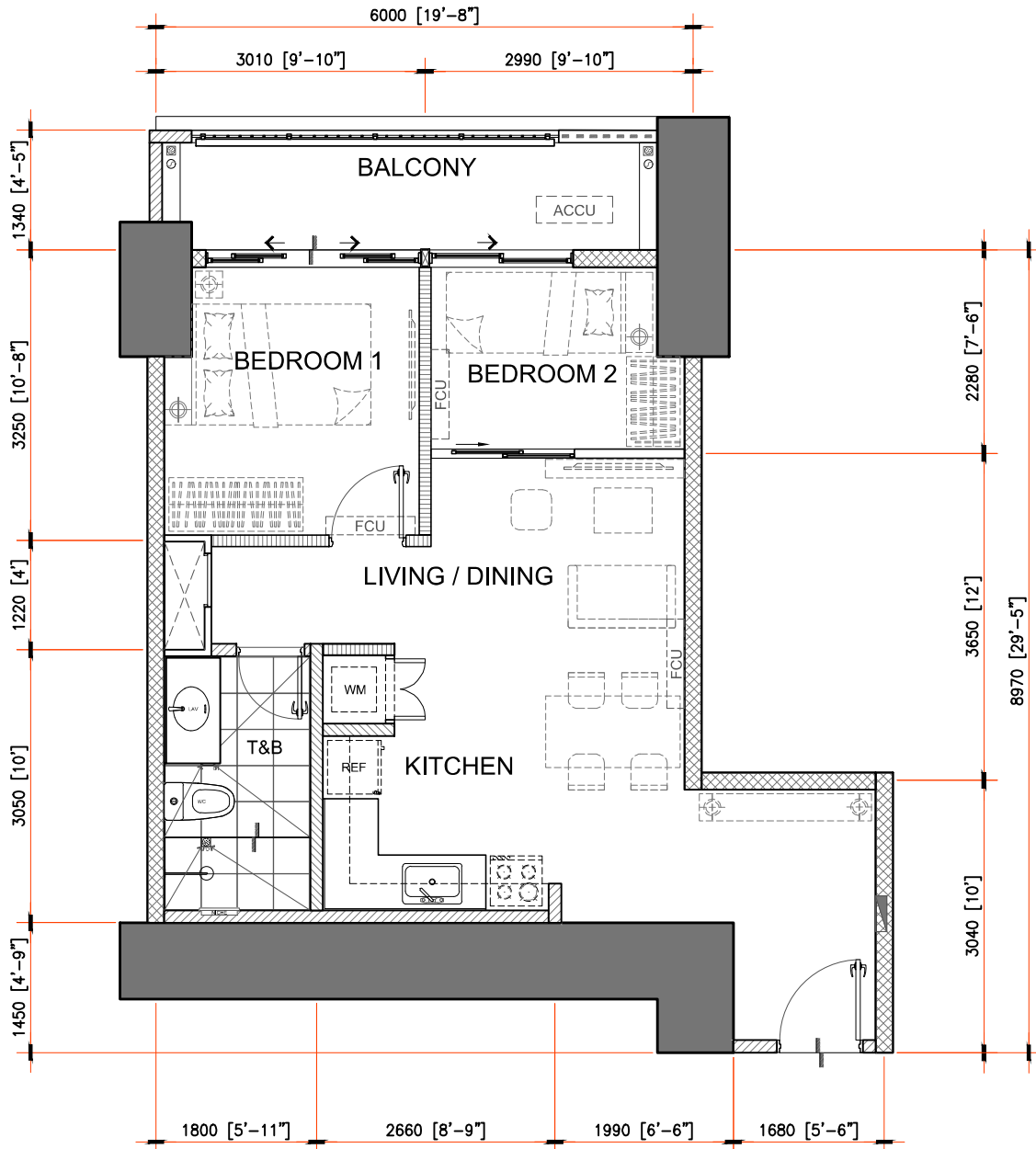
APPLICABLE TO:
KALEA HEIGHTS - BUILDING LEIA



FOR REFERENCE ONLY



SEPTEMBER 2024 - DE-24-09-002



50.50 sq.m. 2-BEDROOM TYPE K

INNER UNIT - 50.50 sq.m. / 543.58 sq.ft.

WITH BALCONY - 8.00 sq.m. / 86.11 sq.ft.

GROSS FLOOR AREA - 58.50 sq.m. / 629.69 sq.ft.

SCALE: 1:80 mtrs.

NOTE:

- DIMENSIONS & AREAS MAY VARY BASED ON ACTUAL SITE CONDITION.
- FURNITURE & APPLIANCES ARE NOT INCLUDED.
- FLOOR PLANS DEPICTED IN THIS MATERIAL ARE FOR ILLUSTRATION PURPOSE ONLY
- ALL PLANS DETAIL AND SPECIFICATION CONTAINED HEREIN ARE SUBJECT TO CHANGE WITHOUT PRIOR NOTICE AND DO NOT CONSTITUTE PART OF ANY OFFER OR CONTRACT.

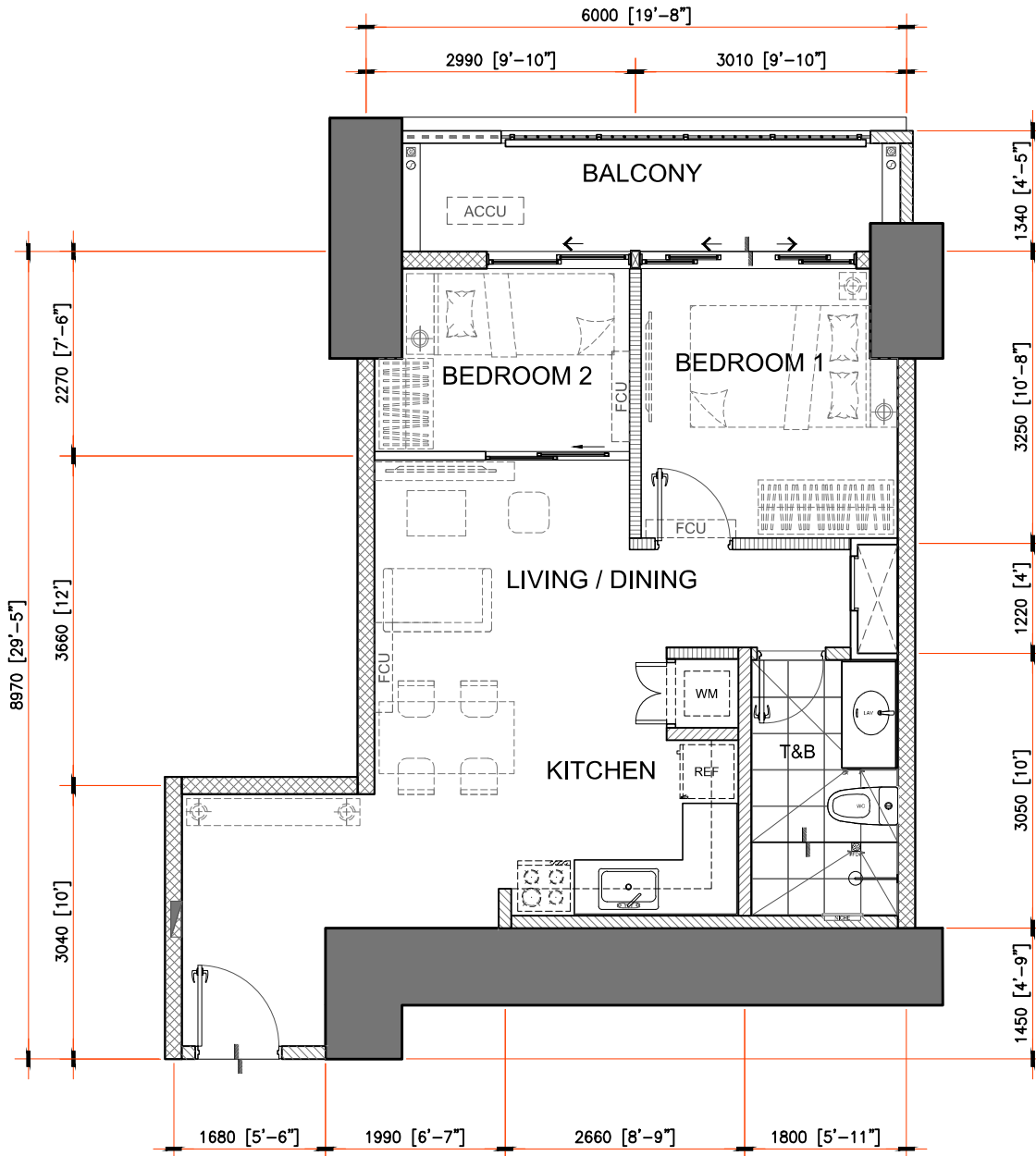


APPLICABLE TO:
 KALEA HEIGHTS - BUILDING LEIA

FOR REFERENCE ONLY



SEPTEMBER 2024 - DE-24-09-002



50.50 sq.m. 2-BEDROOM TYPE K.1

INNER UNIT - 50.50 sq.m. / 543.58 sq.ft.

WITH BALCONY - 8.00 sq.m. / 86.11 sq.ft.

GROSS FLOOR AREA - 58.50 sq.m. / 629.69 sq.ft.

SCALE: 1:80 mtrs.

NOTE:

- DIMENSIONS & AREAS MAY VARY BASED ON ACTUAL SITE CONDITION.
- FURNITURE & APPLIANCES ARE NOT INCLUDED.
- FLOOR PLANS DEPICTED IN THIS MATERIAL ARE FOR ILLUSTRATION PURPOSE ONLY
- ALL PLANS DETAIL AND SPECIFICATION CONTAINED HEREIN ARE SUBJECT TO CHANGE WITHOUT PRIOR NOTICE AND DO NOT CONSTITUTE PART OF ANY OFFER OR CONTRACT.

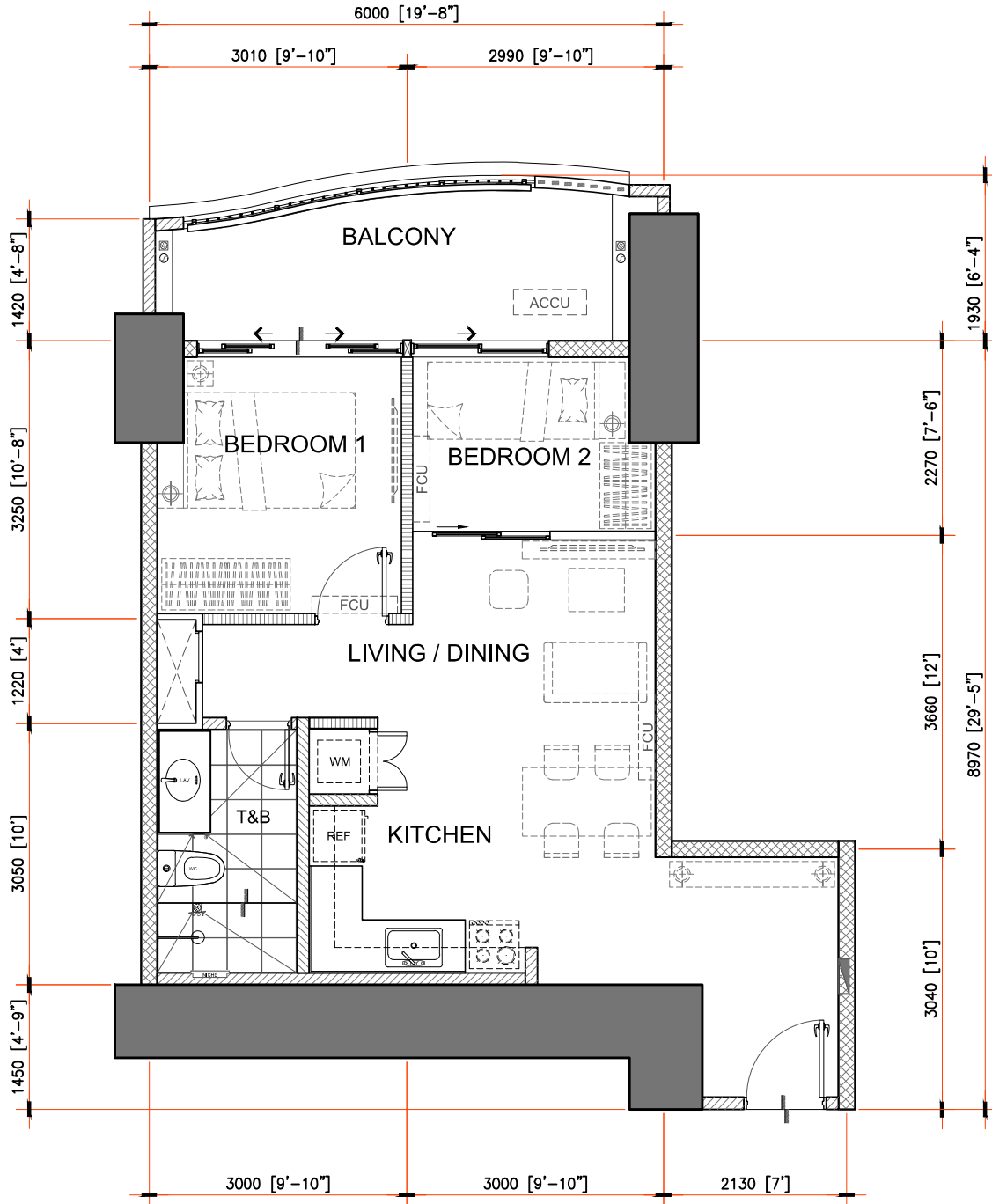


APPLICABLE TO:
KALEA HEIGHTS - BUILDING LEIA

FOR REFERENCE ONLY



SEPTEMBER 2024 - DE-24-09-002



50.50 sq.m. 2-BEDROOM TYPE L

INNER UNIT - 50.50 sq.m. / 543.58 sq.ft.

WITH BALCONY - 10.50 sq.m. / 113.02 sq.ft.

GROSS FLOOR AREA - 61.00 sq.m. / 656.60 sq.ft.

SCALE:

1:80 mtrs.

NOTE:

- DIMENSIONS & AREAS MAY VARY BASED ON ACTUAL SITE CONDITION.
- FURNITURE & APPLIANCES ARE NOT INCLUDED.
- FLOOR PLANS DEPICTED IN THIS MATERIAL ARE FOR ILLUSTRATION PURPOSE ONLY
- ALL PLANS DETAIL AND SPECIFICATION CONTAINED HEREIN ARE SUBJECT TO CHANGE WITHOUT PRIOR NOTICE AND DO NOT CONSTITUTE PART OF ANY OFFER OR CONTRACT.

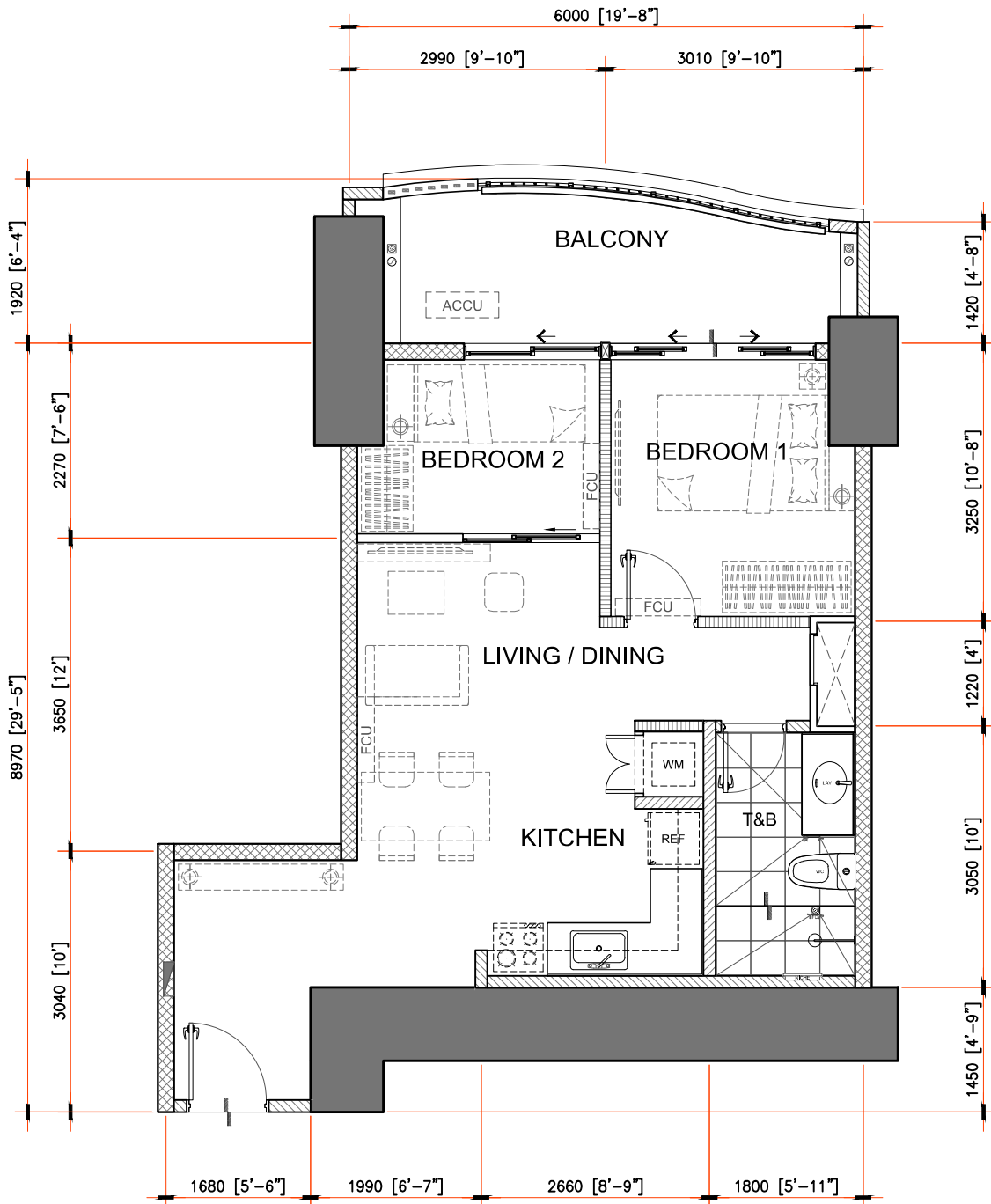


APPLICABLE TO:
KALEA HEIGHTS - BUILDING LEIA

FOR REFERENCE ONLY



SEPTEMBER 2024 - DE-24-09-002



50.50 sq.m. 2-BEDROOM TYPE L.1

INNER UNIT - 50.50 sq.m. / 543.58 sq.ft.

WITH BALCONY - 10.50 sq.m. / 113.02 sq.ft.

GROSS FLOOR AREA - 61.00 sq.m. / 656.60 sq.ft.

SCALE: 1:80 mtrs.

NOTE:

- DIMENSIONS & AREAS MAY VARY BASED ON ACTUAL SITE CONDITION.
- FURNITURE & APPLIANCES ARE NOT INCLUDED.
- FLOOR PLANS DEPICTED IN THIS MATERIAL ARE FOR ILLUSTRATION PURPOSE ONLY
- ALL PLANS DETAIL AND SPECIFICATION CONTAINED HEREIN ARE SUBJECT TO CHANGE WITHOUT PRIOR NOTICE AND DO NOT CONSTITUTE PART OF ANY OFFER OR CONTRACT.

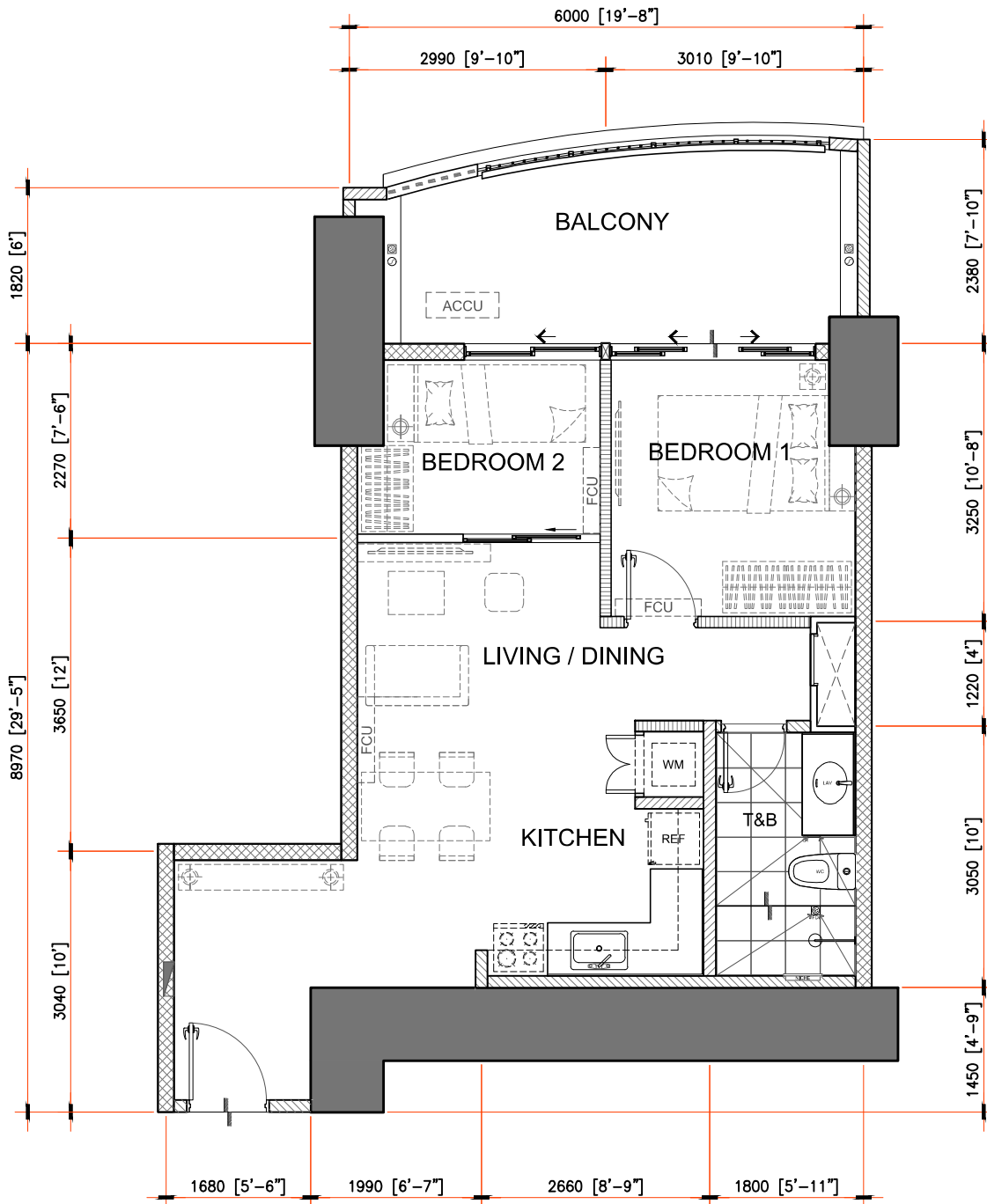
APPLICABLE TO:
 KALEA HEIGHTS - BUILDING LEIA



FOR REFERENCE ONLY



SEPTEMBER 2024 - DE-24-09-002



50.50 sq.m. 2-BEDROOM TYPE M.1

INNER UNIT - 50.50 sq.m. / 543.58 sq.ft.

WITH BALCONY - 13.00 sq.m. / 139.93 sq.ft.

GROSS FLOOR AREA - 63.50 sq.m. / 683.51 sq.ft.

SCALE: 1:80 mtrs.

NOTE:

- DIMENSIONS & AREAS MAY VARY BASED ON ACTUAL SITE CONDITION.
- FURNITURE & APPLIANCES ARE NOT INCLUDED.
- FLOOR PLANS DEPICTED IN THIS MATERIAL ARE FOR ILLUSTRATION PURPOSE ONLY
- ALL PLANS DETAIL AND SPECIFICATION CONTAINED HEREIN ARE SUBJECT TO CHANGE WITHOUT PRIOR NOTICE AND DO NOT CONSTITUTE PART OF ANY OFFER OR CONTRACT.

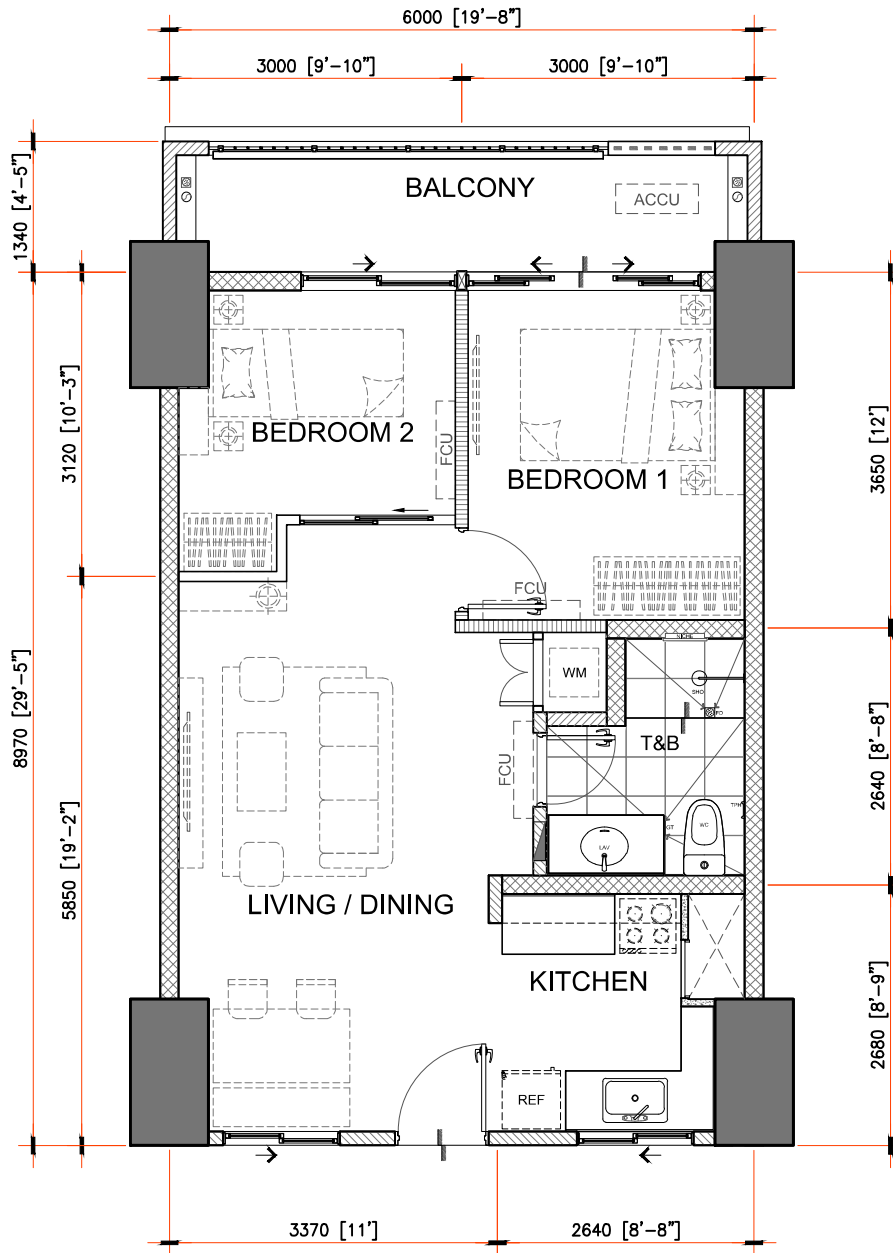


APPLICABLE TO:
 KALEA HEIGHTS - BUILDING LEIA

FOR REFERENCE ONLY



SEPTEMBER 2024 - DE-24-09-002



53.50 sq.m. 2-BEDROOM TYPE O

INNER UNIT - 53.50 sq.m. / 575.87 sq.ft.

WITH BALCONY - 8.00 sq.m. / 86.11 sq.ft.

GROSS FLOOR AREA - 61.50 sq.m. / 661.98 sq.ft.

SCALE: 1:80 mtrs.

NOTE:

- DIMENSIONS & AREAS MAY VARY BASED ON ACTUAL SITE CONDITION.
- FURNITURE & APPLIANCES ARE NOT INCLUDED.
- FLOOR PLANS DEPICTED IN THIS MATERIAL ARE FOR ILLUSTRATION PURPOSE ONLY
- ALL PLANS DETAIL AND SPECIFICATION CONTAINED HEREIN ARE SUBJECT TO CHANGE WITHOUT PRIOR NOTICE AND DO NOT CONSTITUTE PART OF ANY OFFER OR CONTRACT.

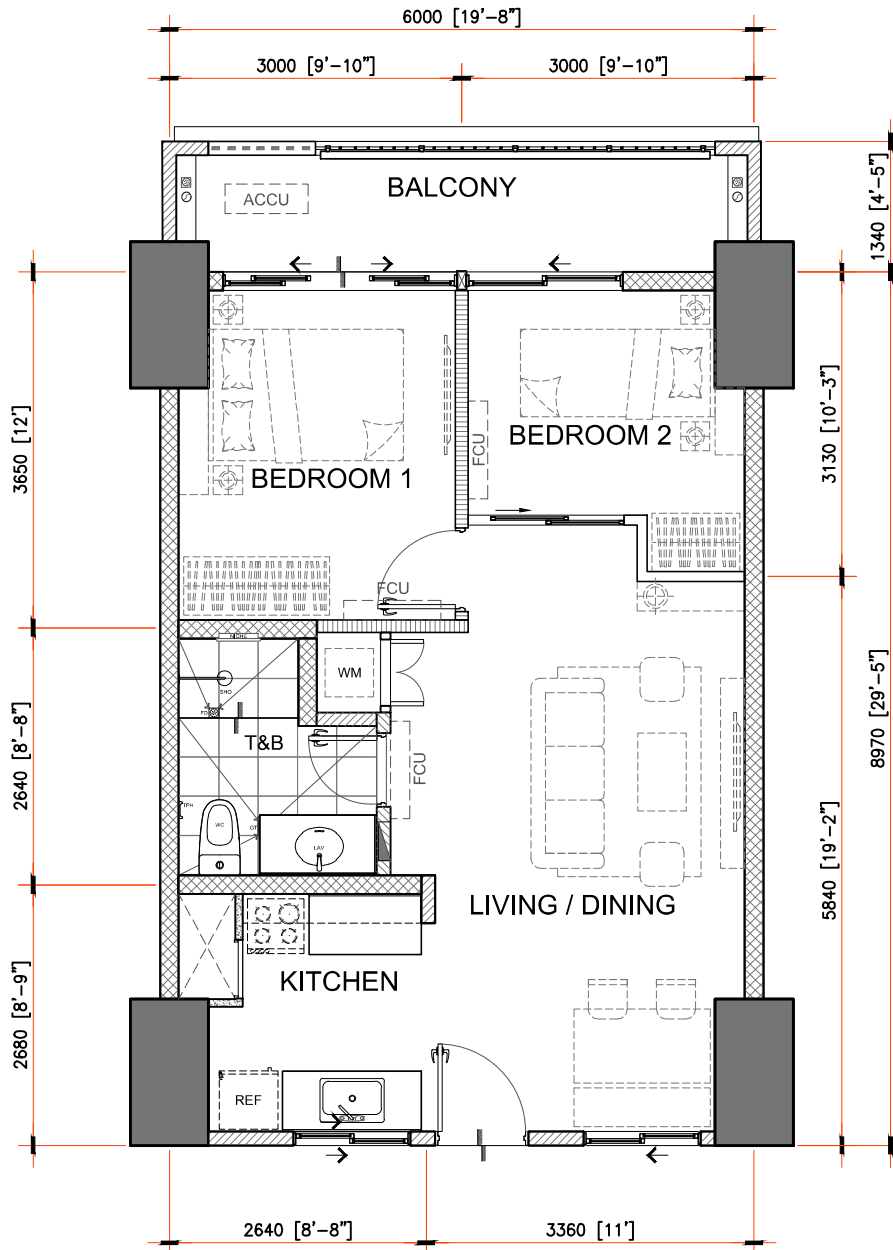
APPLICABLE TO:
KALEA HEIGHTS - BUILDING LEIA



FOR REFERENCE ONLY



SEPTEMBER 2024 - DE-24-09-002



53.50 sq.m. 2-BEDROOM TYPE O.1

INNER UNIT - 53.50 sq.m. / 575.87 sq.ft.

WITH BALCONY - 8.00 sq.m. / 86.11 sq.ft.

GROSS FLOOR AREA - 61.50 sq.m. / 661.98 sq.ft.

SCALE: 1:80 mtrs.

NOTE:

- DIMENSIONS & AREAS MAY VARY BASED ON ACTUAL SITE CONDITION.
- FURNITURE & APPLIANCES ARE NOT INCLUDED.
- FLOOR PLANS DEPICTED IN THIS MATERIAL ARE FOR ILLUSTRATION PURPOSE ONLY
- ALL PLANS DETAIL AND SPECIFICATION CONTAINED HEREIN ARE SUBJECT TO CHANGE WITHOUT PRIOR NOTICE AND DO NOT CONSTITUTE PART OF ANY OFFER OR CONTRACT.

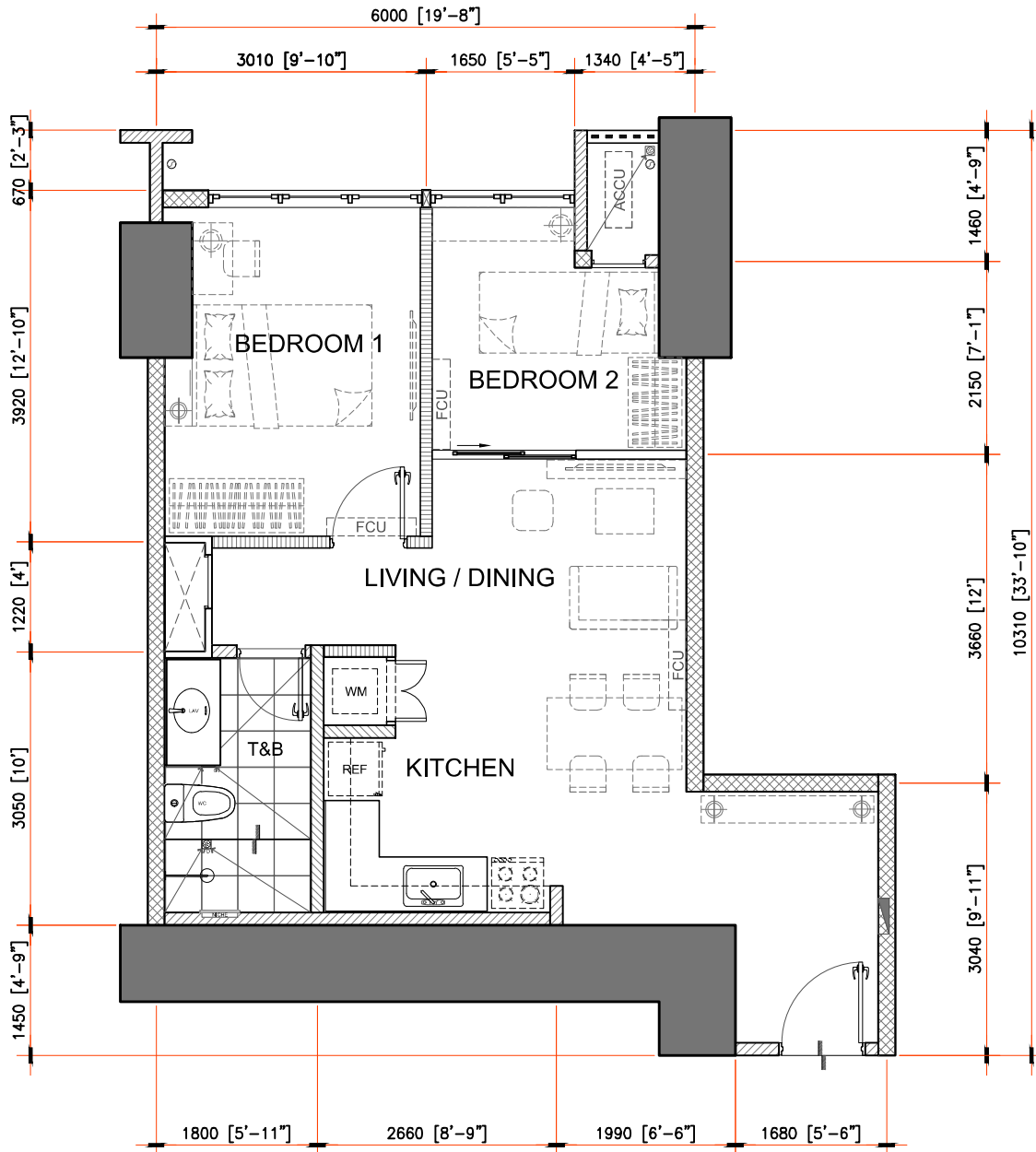


APPLICABLE TO:
KALEA HEIGHTS - BUILDING LEIA

FOR REFERENCE ONLY



SEPTEMBER 2024 - DE-24-09-002



55.50 sq.m. 2-BEDROOM TYPE P

INNER UNIT - 55.50 sq.m. / 597.40 sq.ft.

GROSS FLOOR AREA - 55.50 sq.m. / 597.40 sq.ft.

APPLICABLE TO:
KALEA HEIGHTS - BUILDING LEIA

SCALE: 1:80 mtrs.

NOTE:

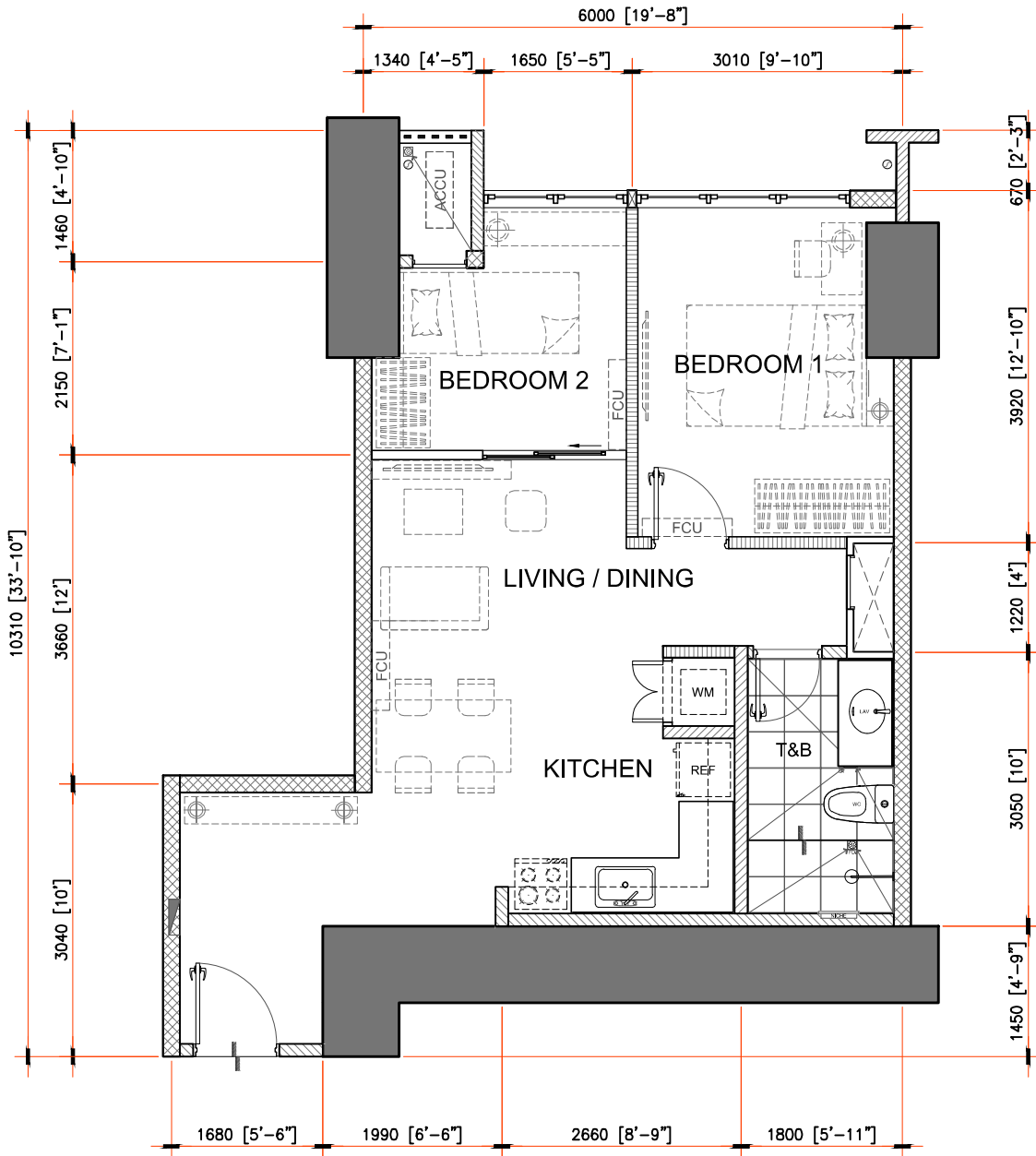
- DIMENSIONS & AREAS MAY VARY BASED ON ACTUAL SITE CONDITION.
- FURNITURE & APPLIANCES ARE NOT INCLUDED.
- FLOOR PLANS DEPICTED IN THIS MATERIAL ARE FOR ILLUSTRATION PURPOSE ONLY
- ALL PLANS DETAIL AND SPECIFICATION CONTAINED HEREIN ARE SUBJECT TO CHANGE WITHOUT PRIOR NOTICE AND DO NOT CONSTITUTE PART OF ANY OFFER OR CONTRACT.



FOR REFERENCE ONLY



SEPTEMBER 2024 - DE-24-09-002



55.50 sq.m. 2-BEDROOM TYPE P.1

INNER UNIT - 55.50 sq.m. / 597.40 sq.ft.

GROSS FLOOR AREA - 55.50 sq.m. / 597.40 sq.ft.

APPLICABLE TO:
KALEA HEIGHTS - BUILDING LEIA

SCALE: 1:80 mtrs.

NOTE:

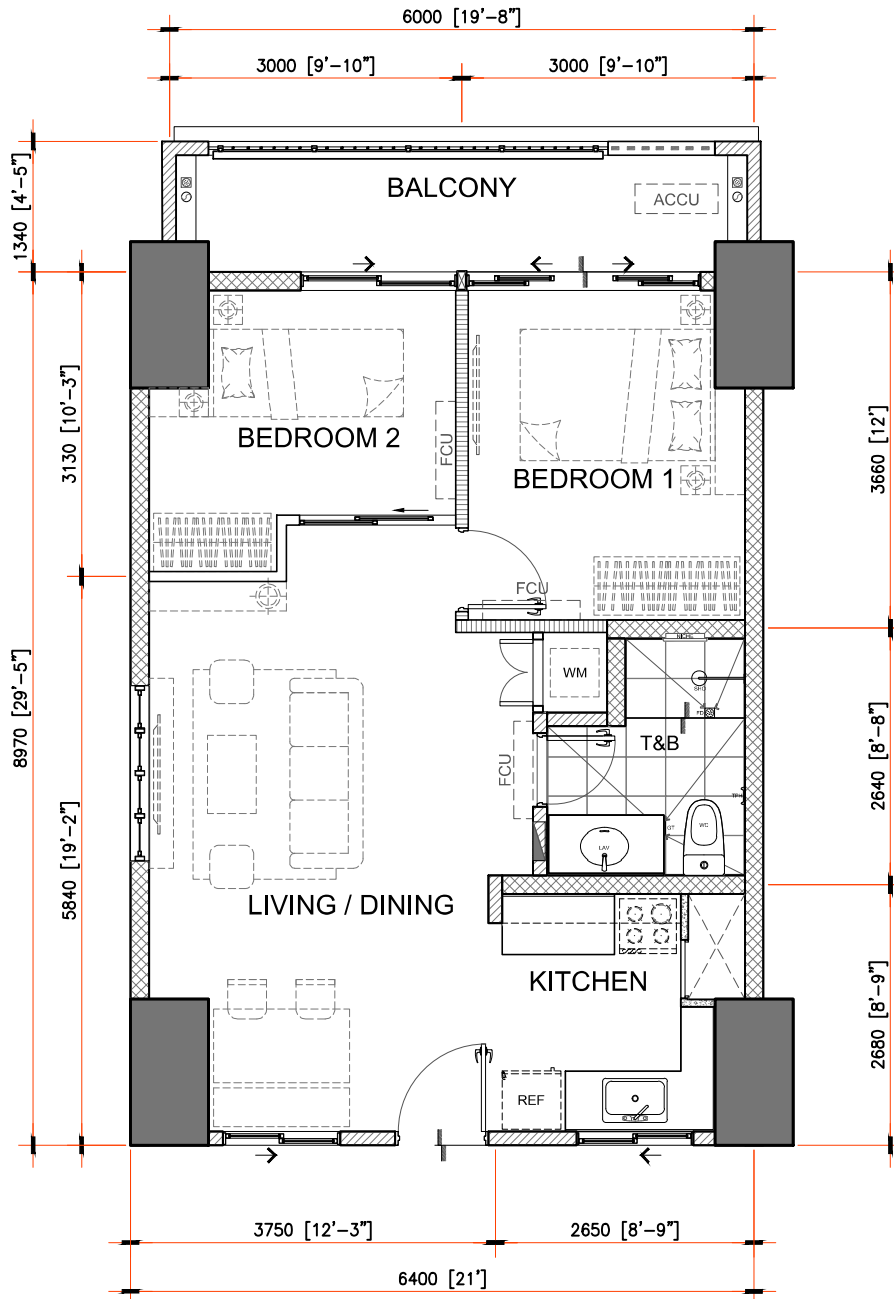
- DIMENSIONS & AREAS MAY VARY BASED ON ACTUAL SITE CONDITION.
- FURNITURE & APPLIANCES ARE NOT INCLUDED.
- FLOOR PLANS DEPICTED IN THIS MATERIAL ARE FOR ILLUSTRATION PURPOSE ONLY
- ALL PLANS DETAIL AND SPECIFICATION CONTAINED HEREIN ARE SUBJECT TO CHANGE WITHOUT PRIOR NOTICE AND DO NOT CONSTITUTE PART OF ANY OFFER OR CONTRACT.



FOR REFERENCE ONLY



SEPTEMBER 2024 - DE-24-09-002



57.00 sq.m. 2-BEDROOM TYPE Q

INNER UNIT - 57.00 sq.m. / 613.54 sq.ft.

WITH BALCONY - 8.00 sq.m. / 86.11 sq.ft.

GROSS FLOOR AREA - 65.00 sq.m. / 699.65 sq.ft.

SCALE: 1:80 mtrs.

NOTE:

- DIMENSIONS & AREAS MAY VARY BASED ON ACTUAL SITE CONDITION.
- FURNITURE & APPLIANCES ARE NOT INCLUDED.
- FLOOR PLANS DEPICTED IN THIS MATERIAL ARE FOR ILLUSTRATION PURPOSE ONLY
- ALL PLANS DETAIL AND SPECIFICATION CONTAINED HEREIN ARE SUBJECT TO CHANGE WITHOUT PRIOR NOTICE AND DO NOT CONSTITUTE PART OF ANY OFFER OR CONTRACT.

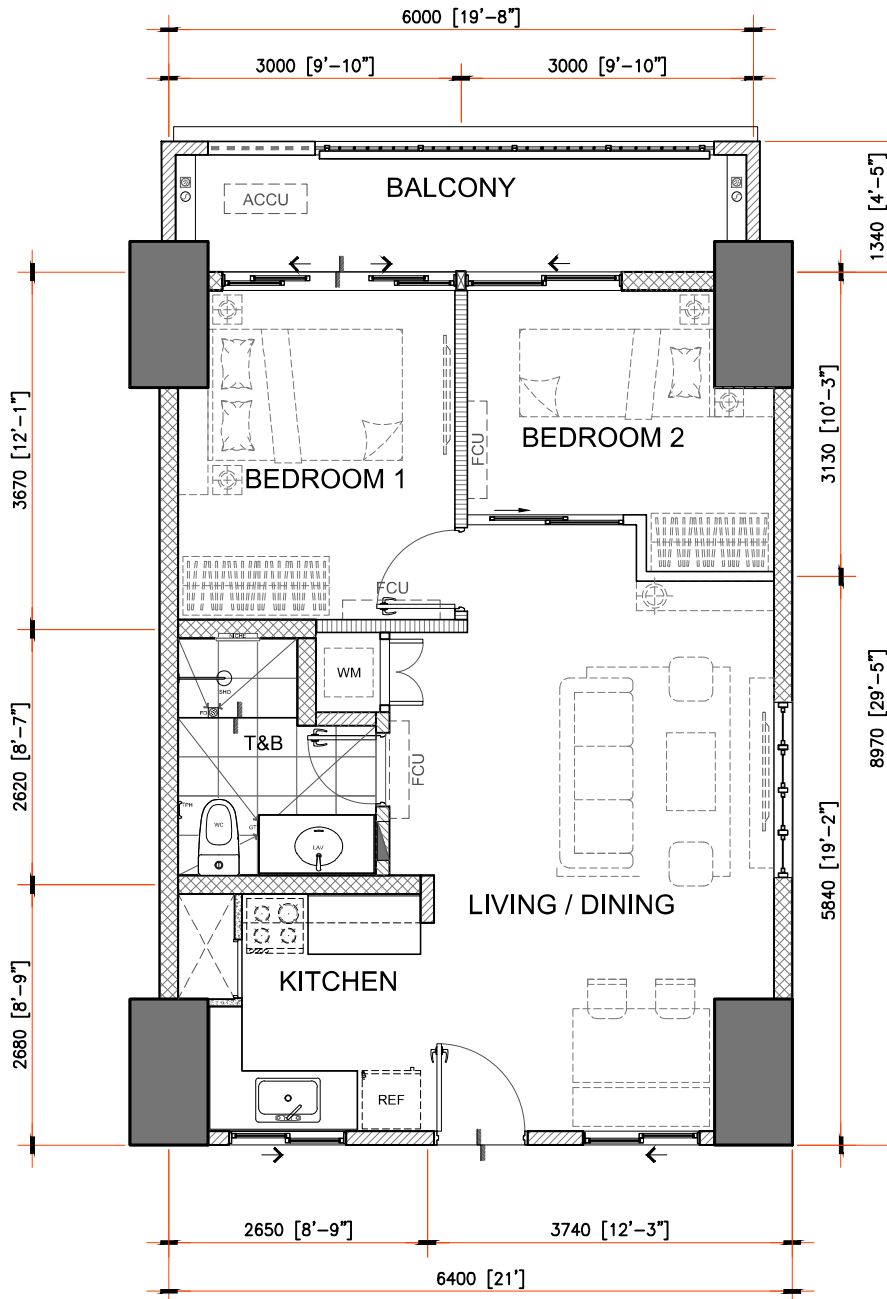


APPLICABLE TO:
KALEA HEIGHTS - BUILDING LEIA

FOR REFERENCE ONLY



SEPTEMBER 2024 - DE-24-09-002



57.00 sq.m. 2-BEDROOM TYPE Q.1

INNER UNIT - 57.00 sq.m. / 613.54 sq.ft.

WITH BALCONY - 8.00 sq.m. / 86.11 sq.ft.

GROSS FLOOR AREA - 65.00 sq.m. / 699.65 sq.ft.

SCALE: 1:80 mtrs.

NOTE:

- DIMENSIONS & AREAS MAY VARY BASED ON ACTUAL SITE CONDITION.
- FURNITURE & APPLIANCES ARE NOT INCLUDED.
- FLOOR PLANS DEPICTED IN THIS MATERIAL ARE FOR ILLUSTRATION PURPOSE ONLY
- ALL PLANS DETAIL AND SPECIFICATION CONTAINED HEREIN ARE SUBJECT TO CHANGE WITHOUT PRIOR NOTICE AND DO NOT CONSTITUTE PART OF ANY OFFER OR CONTRACT.

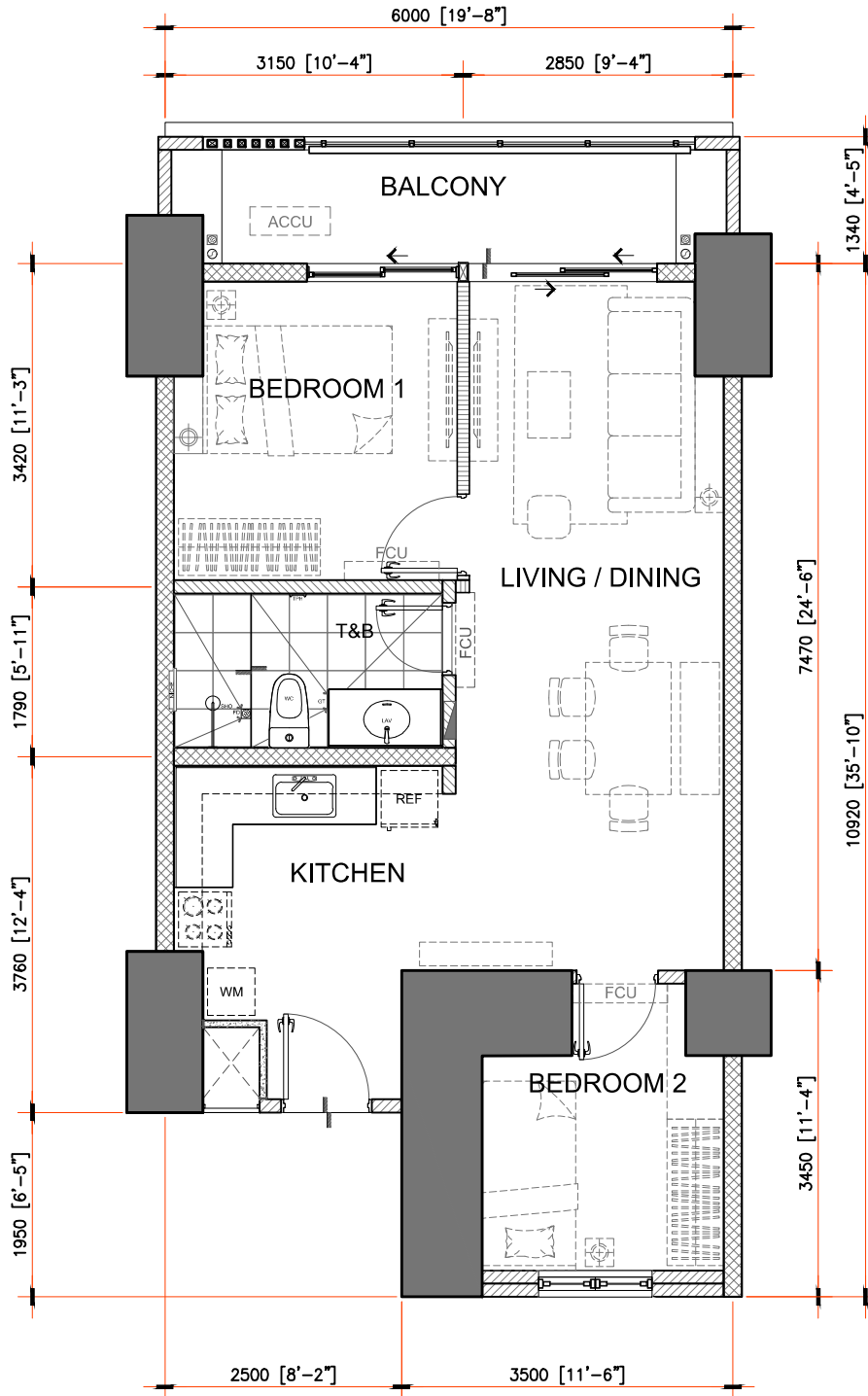


APPLICABLE TO:
KALEA HEIGHTS - BUILDING LEIA

FOR REFERENCE ONLY



SEPTEMBER 2024 - DE-24-09-002



57.00 sq.m. 2-BEDROOM TYPE R.1

INNER UNIT - 57.00 sq.m. / 613.54 sq.ft.

WITH BALCONY - 8.00 sq.m. / 86.11 sq.ft.

GROSS FLOOR AREA - 65.00 sq.m. / 699.65 sq.ft.

SCALE: 1:80 mtrs.

NOTE:

- DIMENSIONS & AREAS MAY VARY BASED ON ACTUAL SITE CONDITION.
- FURNITURE & APPLIANCES ARE NOT INCLUDED.
- FLOOR PLANS DEPICTED IN THIS MATERIAL ARE FOR ILLUSTRATION PURPOSE ONLY
- ALL PLANS DETAIL AND SPECIFICATION CONTAINED HEREIN ARE SUBJECT TO CHANGE WITHOUT PRIOR NOTICE AND DO NOT CONSTITUTE PART OF ANY OFFER OR CONTRACT.

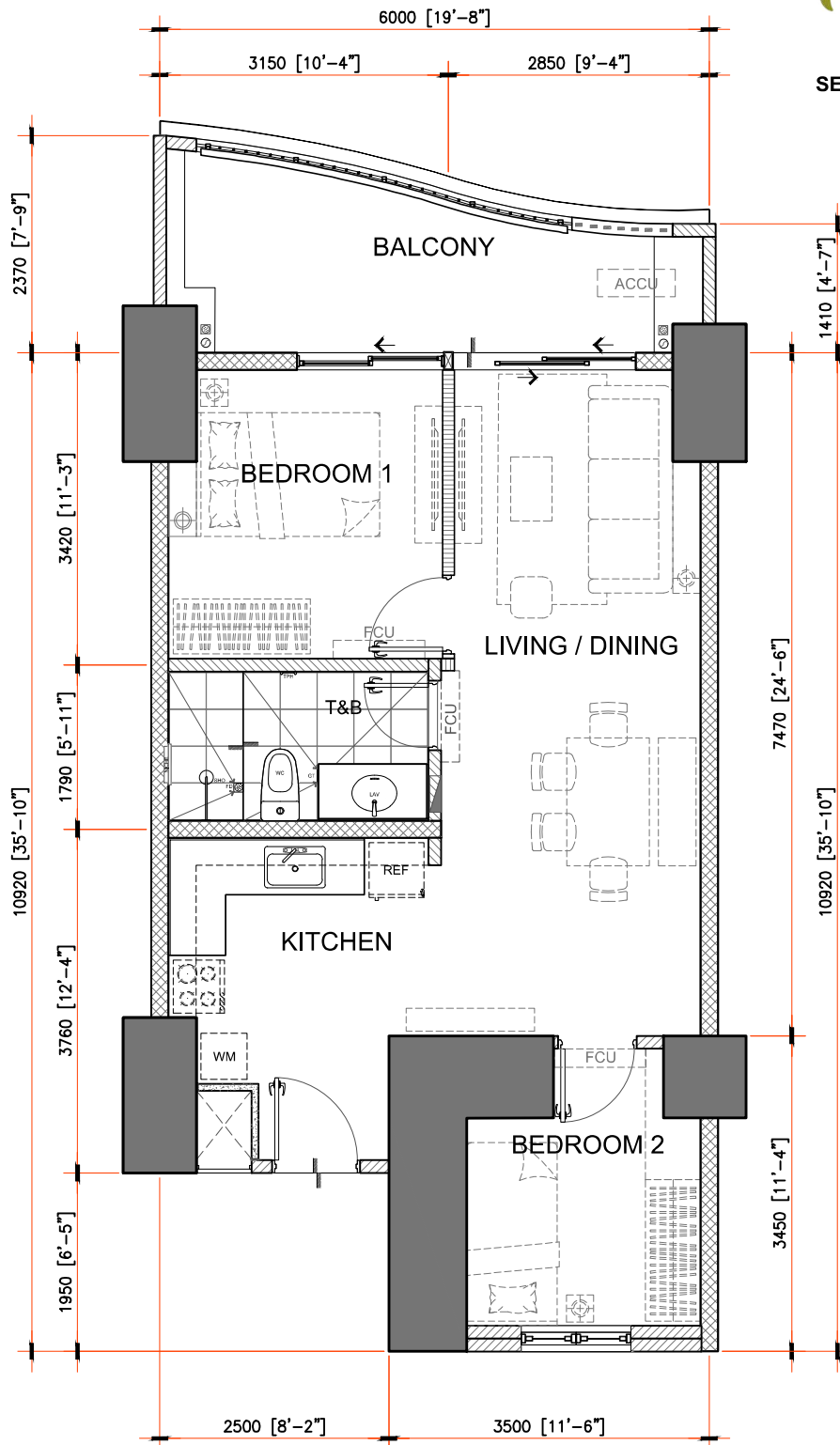


APPLICABLE TO:
KALEA HEIGHTS - BUILDING LEIA

FOR REFERENCE ONLY



SEPTEMBER 2024 - DE-24-09-002



57.00 sq.m. 2-BEDROOM TYPE S.1

INNER UNIT - 57.00 sq.m. / 613.54 sq.ft.

WITH BALCONY - 11.00 sq.m. / 118.40 sq.ft.

GROSS FLOOR AREA - 68.00 sq.m. / 731.95 sq.ft.

SCALE:

1:80 mtrs.

NOTE:

- DIMENSIONS & AREAS MAY VARY BASED ON ACTUAL SITE CONDITION.
- FURNITURE & APPLIANCES ARE NOT INCLUDED.
- FLOOR PLANS DEPICTED IN THIS MATERIAL ARE FOR ILLUSTRATION PURPOSE ONLY
- ALL PLANS DETAIL AND SPECIFICATION CONTAINED HEREIN ARE SUBJECT TO CHANGE WITHOUT PRIOR NOTICE AND DO NOT CONSTITUTE PART OF ANY OFFER OR CONTRACT.

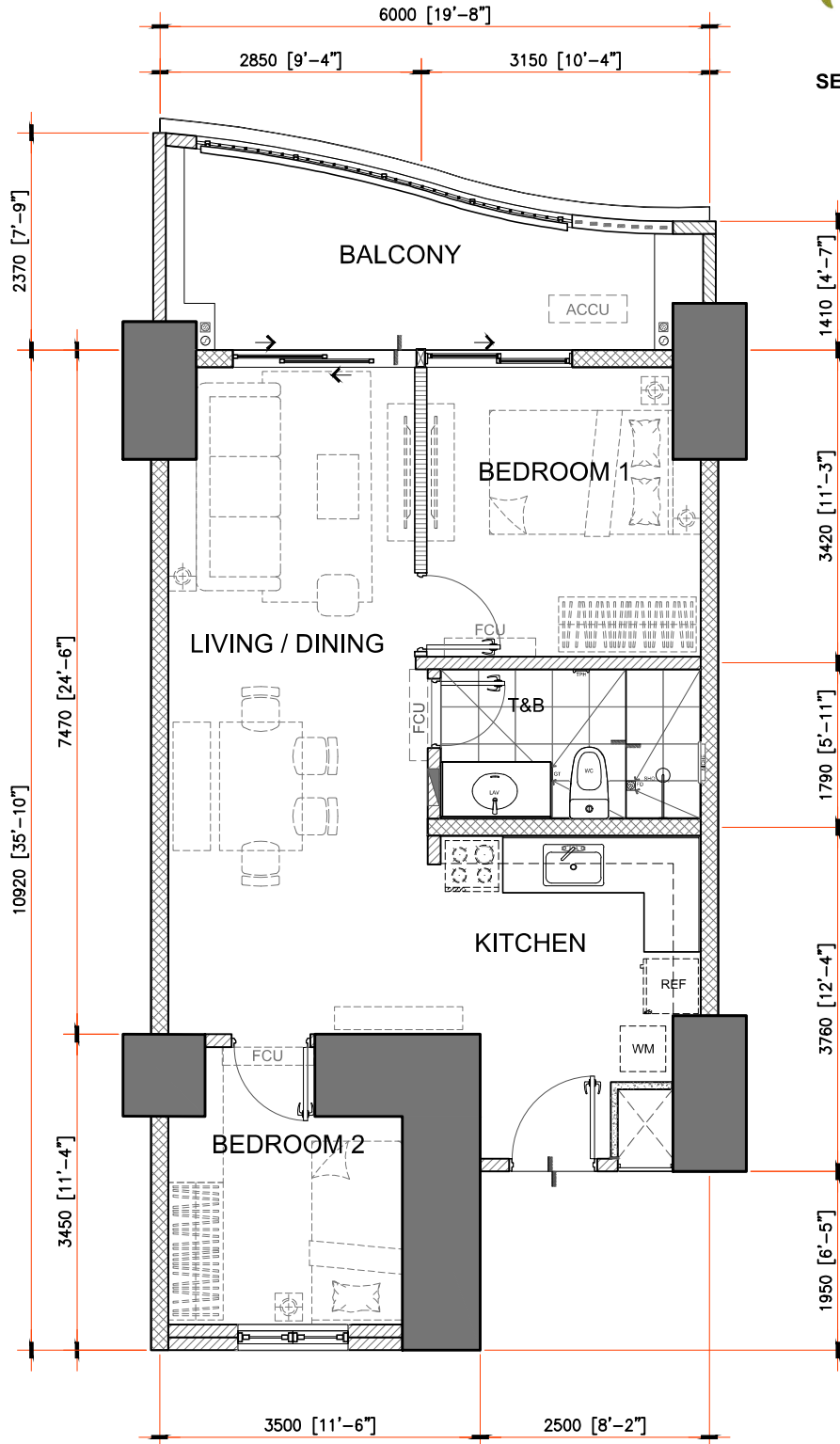


APPLICABLE TO:
KALEA HEIGHTS - BUILDING LEIA

FOR REFERENCE ONLY



SEPTEMBER 2024 - DE-24-09-002



57.00 sq.m. 2-BEDROOM TYPE T

INNER UNIT - 57.00 sq.m. / 613.54 sq.ft.

WITH BALCONY - 11.00 sq.m. / 118.40 sq.ft.

GROSS FLOOR AREA - 68.00 sq.m. / 731.95 sq.ft.

SCALE: 1:80 mtrs.

NOTE:

- DIMENSIONS & AREAS MAY VARY BASED ON ACTUAL SITE CONDITION.
- FURNITURE & APPLIANCES ARE NOT INCLUDED.
- FLOOR PLANS DEPICTED IN THIS MATERIAL ARE FOR ILLUSTRATION PURPOSE ONLY
- ALL PLANS DETAIL AND SPECIFICATION CONTAINED HEREIN ARE SUBJECT TO CHANGE WITHOUT PRIOR NOTICE AND DO NOT CONSTITUTE PART OF ANY OFFER OR CONTRACT.

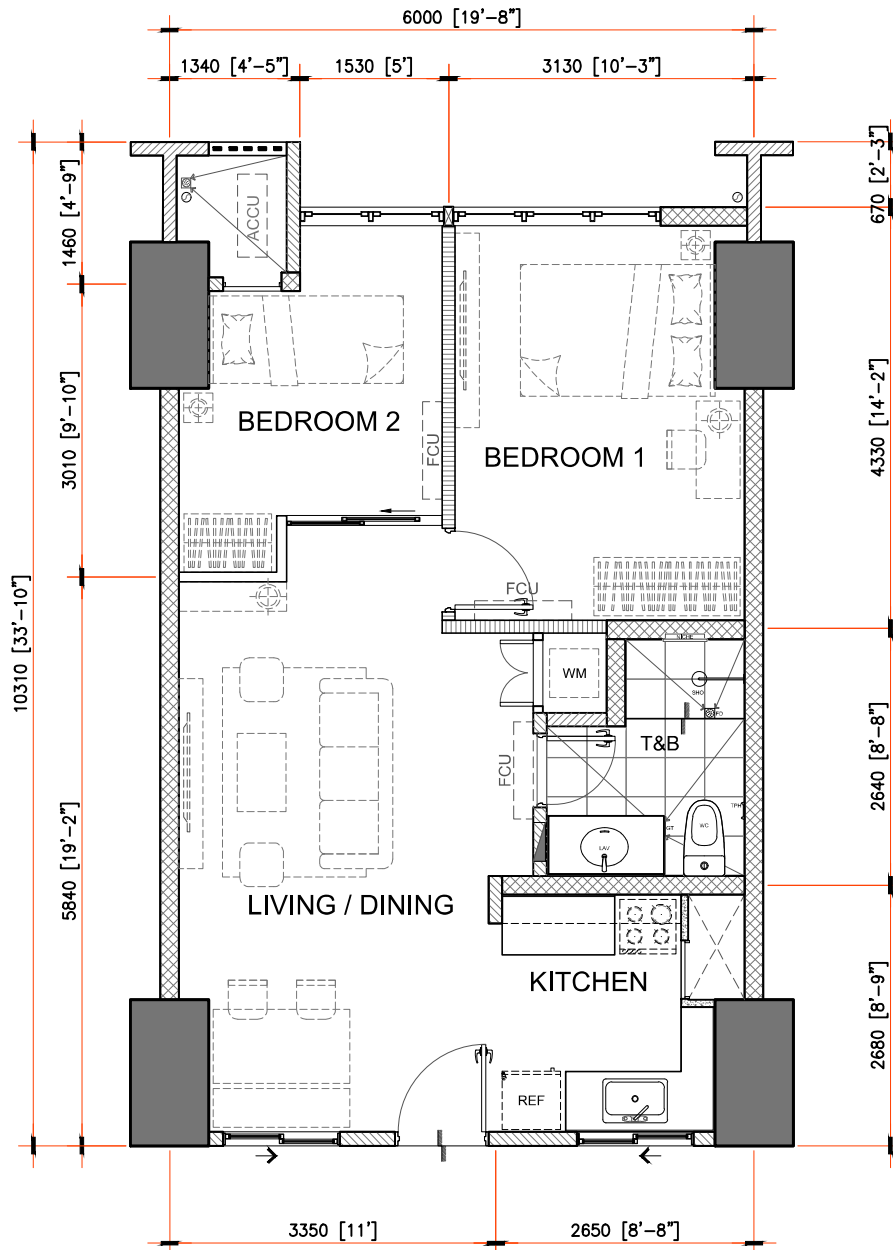


APPLICABLE TO:
KALEA HEIGHTS - BUILDING LEIA

FOR REFERENCE ONLY



SEPTEMBER 2024 - DE-24-09-002



APPLICABLE TO:
KALEA HEIGHTS - BUILDING LEIA

58.50 sq.m. 2-BEDROOM TYPE U

INNER UNIT - 58.50 sq.m. / 629.69 sq.ft.

GROSS FLOOR AREA - 58.50 sq.m. / 629.69 sq.ft.

SCALE: 1:80 mtrs.

NOTE:

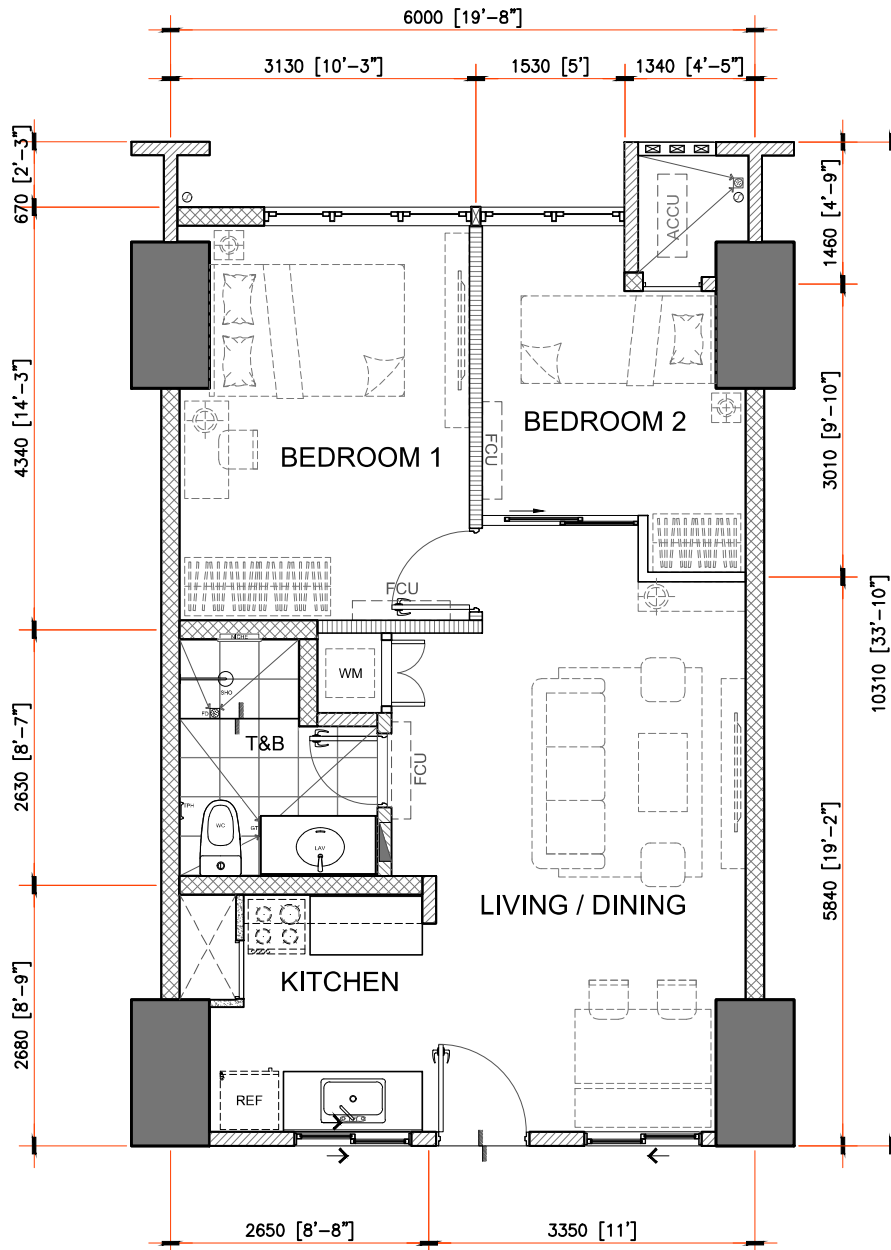
- DIMENSIONS & AREAS MAY VARY BASED ON ACTUAL SITE CONDITION.
- FURNITURE & APPLIANCES ARE NOT INCLUDED.
- FLOOR PLANS DEPICTED IN THIS MATERIAL ARE FOR ILLUSTRATION PURPOSE ONLY
- ALL PLANS DETAIL AND SPECIFICATION CONTAINED HEREIN ARE SUBJECT TO CHANGE WITHOUT PRIOR NOTICE AND DO NOT CONSTITUTE PART OF ANY OFFER OR CONTRACT.



FOR REFERENCE ONLY



SEPTEMBER 2024 - DE-24-09-002



APPLICABLE TO:
KALEA HEIGHTS - BUILDING LEIA

58.50 sq.m. 2-BEDROOM TYPE U.1

INNER UNIT - 58.50 sq.m. / 629.69 sq.ft.

GROSS FLOOR AREA - 58.50 sq.m. / 629.69 sq.ft.

SCALE: 1:80 mtrs.

NOTE:

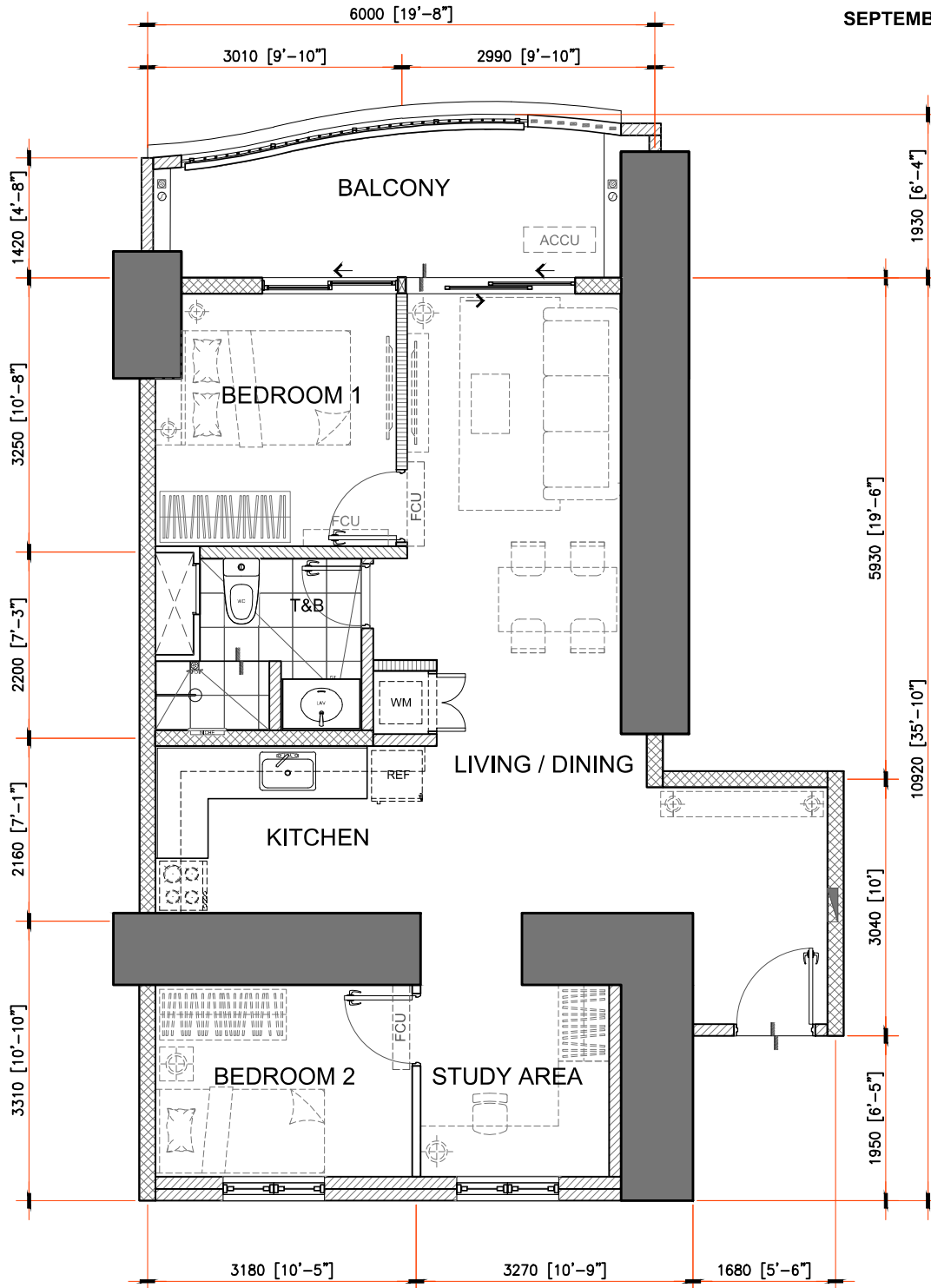
- DIMENSIONS & AREAS MAY VARY BASED ON ACTUAL SITE CONDITION.
- FURNITURE & APPLIANCES ARE NOT INCLUDED.
- FLOOR PLANS DEPICTED IN THIS MATERIAL ARE FOR ILLUSTRATION PURPOSE ONLY
- ALL PLANS DETAIL AND SPECIFICATION CONTAINED HEREIN ARE SUBJECT TO CHANGE WITHOUT PRIOR NOTICE AND DO NOT CONSTITUTE PART OF ANY OFFER OR CONTRACT.



FOR REFERENCE ONLY



SEPTEMBER 2024 - DE-24-09-002



65.50 sq.m. 2-BEDROOM TYPE W

INNER UNIT - 65.50 sq.m. / 705.04 sq.ft.

WITH BALCONY - 10.00 sq.m. / 107.64 sq.ft.

GROSS FLOOR AREA - 75.50 sq.m. / 812.68 sq.ft.

SCALE: 1:80 mtrs.

NOTE:

- DIMENSIONS & AREAS MAY VARY BASED ON ACTUAL SITE CONDITION.
- FURNITURE & APPLIANCES ARE NOT INCLUDED.
- FLOOR PLANS DEPICTED IN THIS MATERIAL ARE FOR ILLUSTRATION PURPOSE ONLY
- ALL PLANS DETAIL AND SPECIFICATION CONTAINED HEREIN ARE SUBJECT TO CHANGE WITHOUT PRIOR NOTICE AND DO NOT CONSTITUTE PART OF ANY OFFER OR CONTRACT.

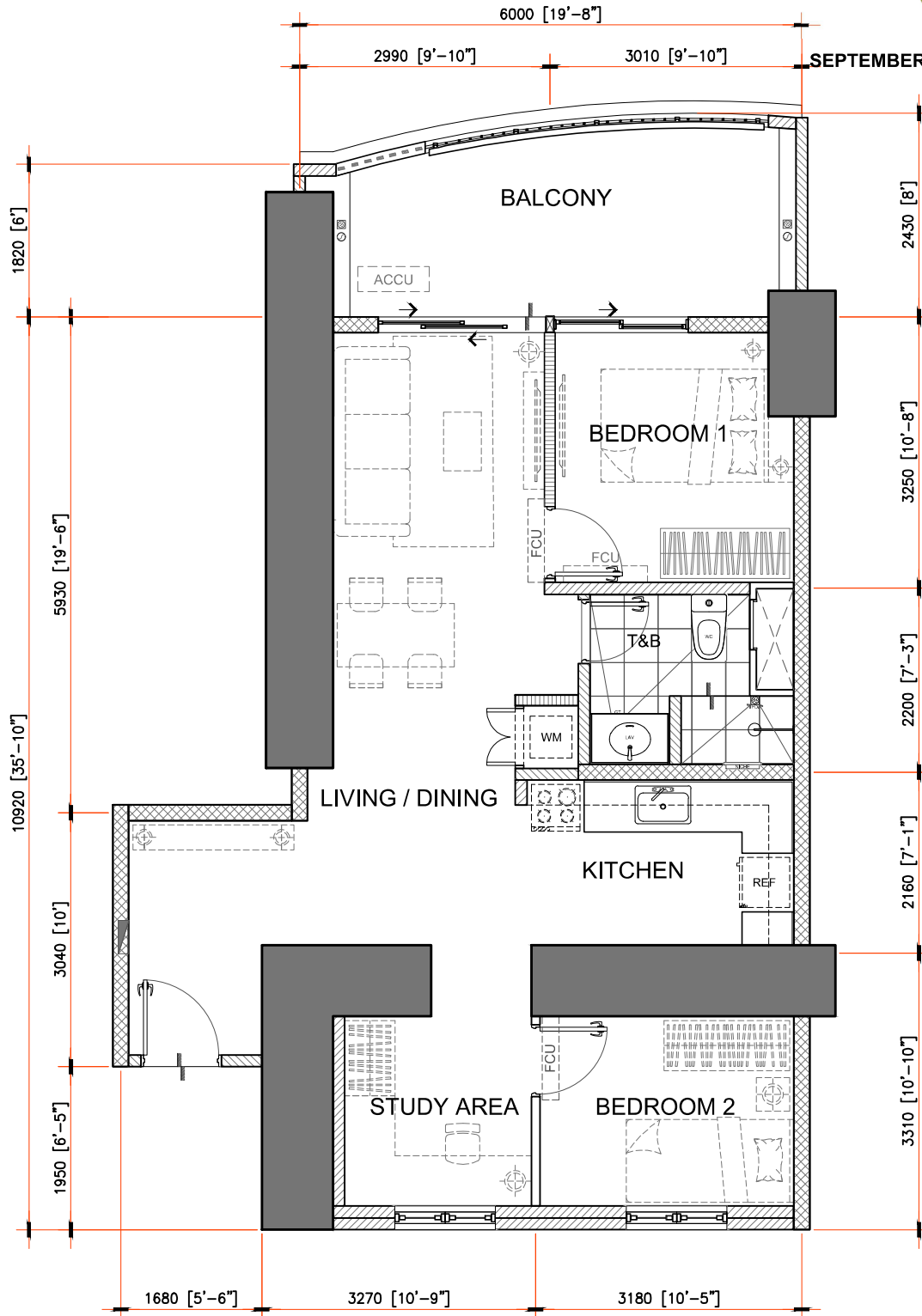


APPLICABLE TO:
KALEA HEIGHTS - BUILDING LEIA

FOR REFERENCE ONLY



SEPTEMBER 2024 - DE-24-09-002



65.50 sq.m. 2-BEDROOM TYPE X

INNER UNIT - 65.50 sq.m. / 705.04 sq.ft.

WITH BALCONY - 13.00 sq.m. / 139.93 sq.ft.

GROSS FLOOR AREA - 78.50 sq.m. / 844.97 sq.ft.

SCALE: 1:80 mtrs.

NOTE:

- DIMENSIONS & AREAS MAY VARY BASED ON ACTUAL SITE CONDITION.
- FURNITURE & APPLIANCES ARE NOT INCLUDED.
- FLOOR PLANS DEPICTED IN THIS MATERIAL ARE FOR ILLUSTRATION PURPOSE ONLY
- ALL PLANS DETAIL AND SPECIFICATION CONTAINED HEREIN ARE SUBJECT TO CHANGE WITHOUT PRIOR NOTICE AND DO NOT CONSTITUTE PART OF ANY OFFER OR CONTRACT.

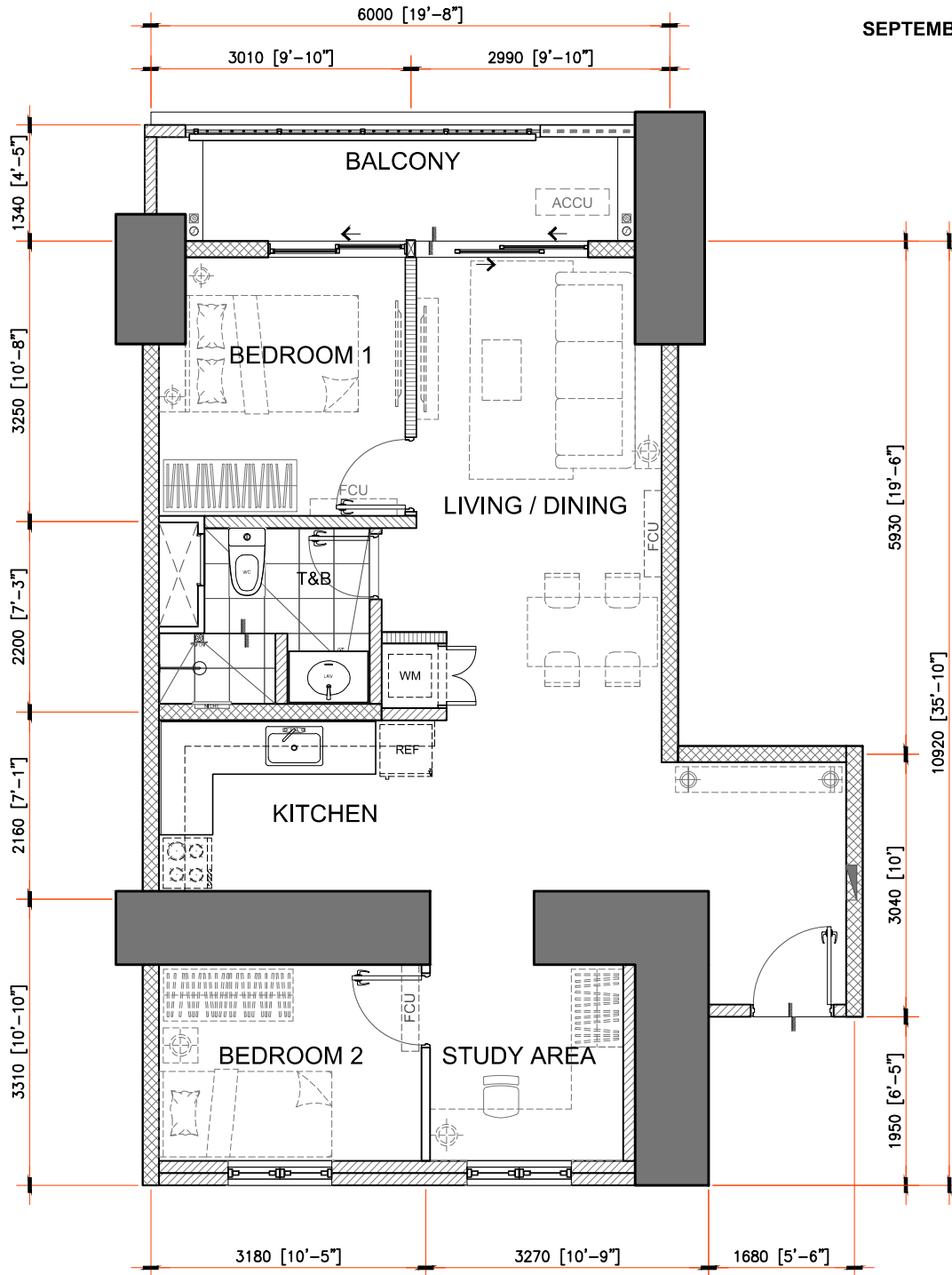


APPLICABLE TO:
KALEA HEIGHTS - BUILDING LEIA

FOR REFERENCE ONLY



SEPTEMBER 2024 - DE-24-09-002



67.50 sq.m. 2-BEDROOM TYPE Y

INNER UNIT - 67.50 sq.m. / 726.56sq.ft.

WITH BALCONY - 8.00 sq.m. / 86.11 sq.ft.

GROSS FLOOR AREA - 75.50 sq.m. / 812.68 sq.ft.

SCALE: 1:80 mtrs.

NOTE:

- DIMENSIONS & AREAS MAY VARY BASED ON ACTUAL SITE CONDITION.
- FURNITURE & APPLIANCES ARE NOT INCLUDED.
- FLOOR PLANS DEPICTED IN THIS MATERIAL ARE FOR ILLUSTRATION PURPOSE ONLY
- ALL PLANS DETAIL AND SPECIFICATION CONTAINED HEREIN ARE SUBJECT TO CHANGE WITHOUT PRIOR NOTICE AND DO NOT CONSTITUTE PART OF ANY OFFER OR CONTRACT.

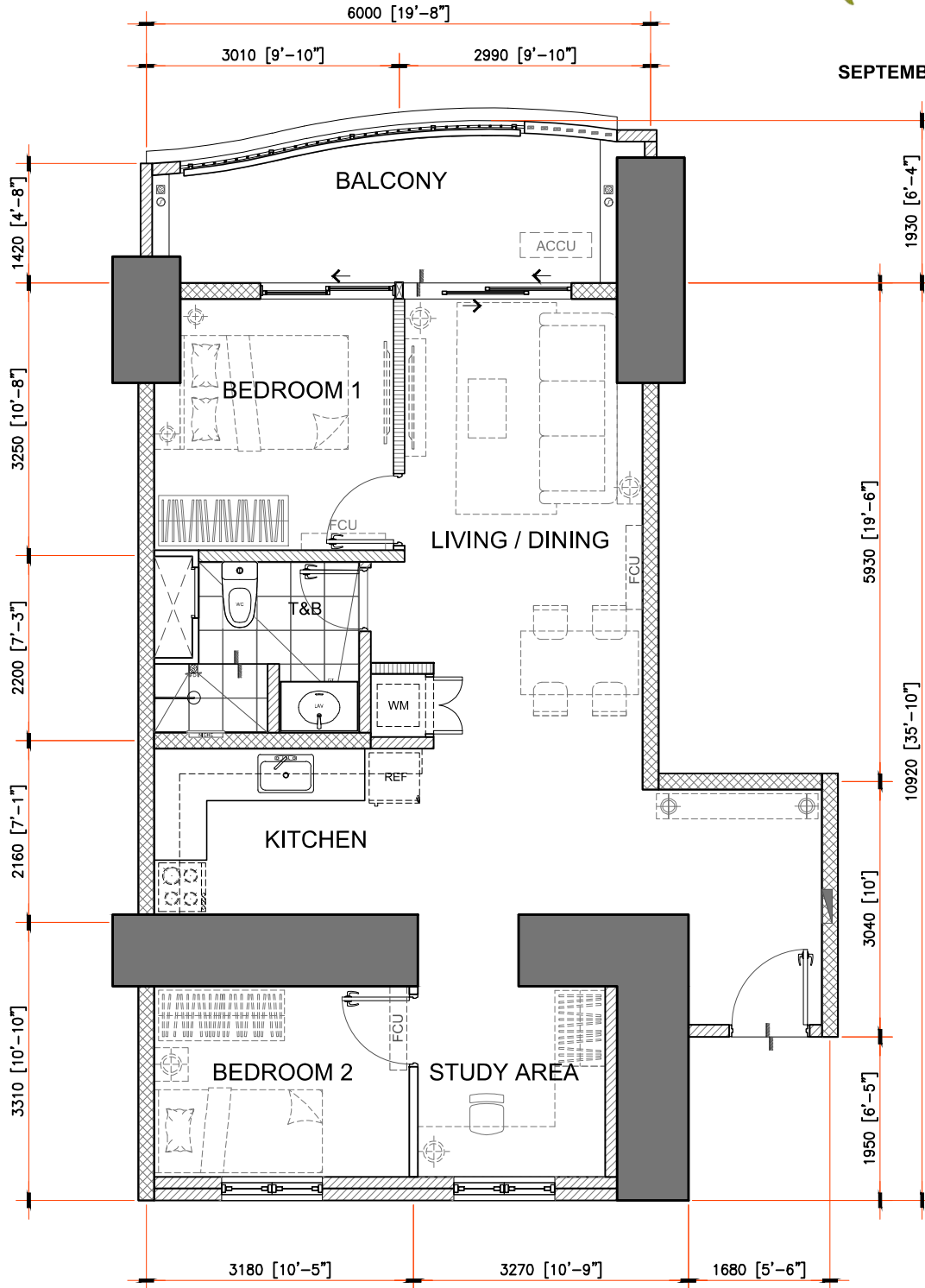


APPLICABLE TO:
KALEA HEIGHTS - BUILDING LEIA

FOR REFERENCE ONLY



SEPTEMBER 2024 - DE-24-09-002



67.50 sq.m. 2-BEDROOM TYPE Z

INNER UNIT - 67.50 sq.m. / 726.56 sq.ft.

WITH BALCONY - 10.50 sq.m. / 113.02 sq.ft.

GROSS FLOOR AREA - 78.00 sq.m. / 839.59 sq.ft.

SCALE: 1:80 mtrs.

NOTE:

- DIMENSIONS & AREAS MAY VARY BASED ON ACTUAL SITE CONDITION.
- FURNITURE & APPLIANCES ARE NOT INCLUDED.
- FLOOR PLANS DEPICTED IN THIS MATERIAL ARE FOR ILLUSTRATION PURPOSE ONLY
- ALL PLANS DETAIL AND SPECIFICATION CONTAINED HEREIN ARE SUBJECT TO CHANGE WITHOUT PRIOR NOTICE AND DO NOT CONSTITUTE PART OF ANY OFFER OR CONTRACT.

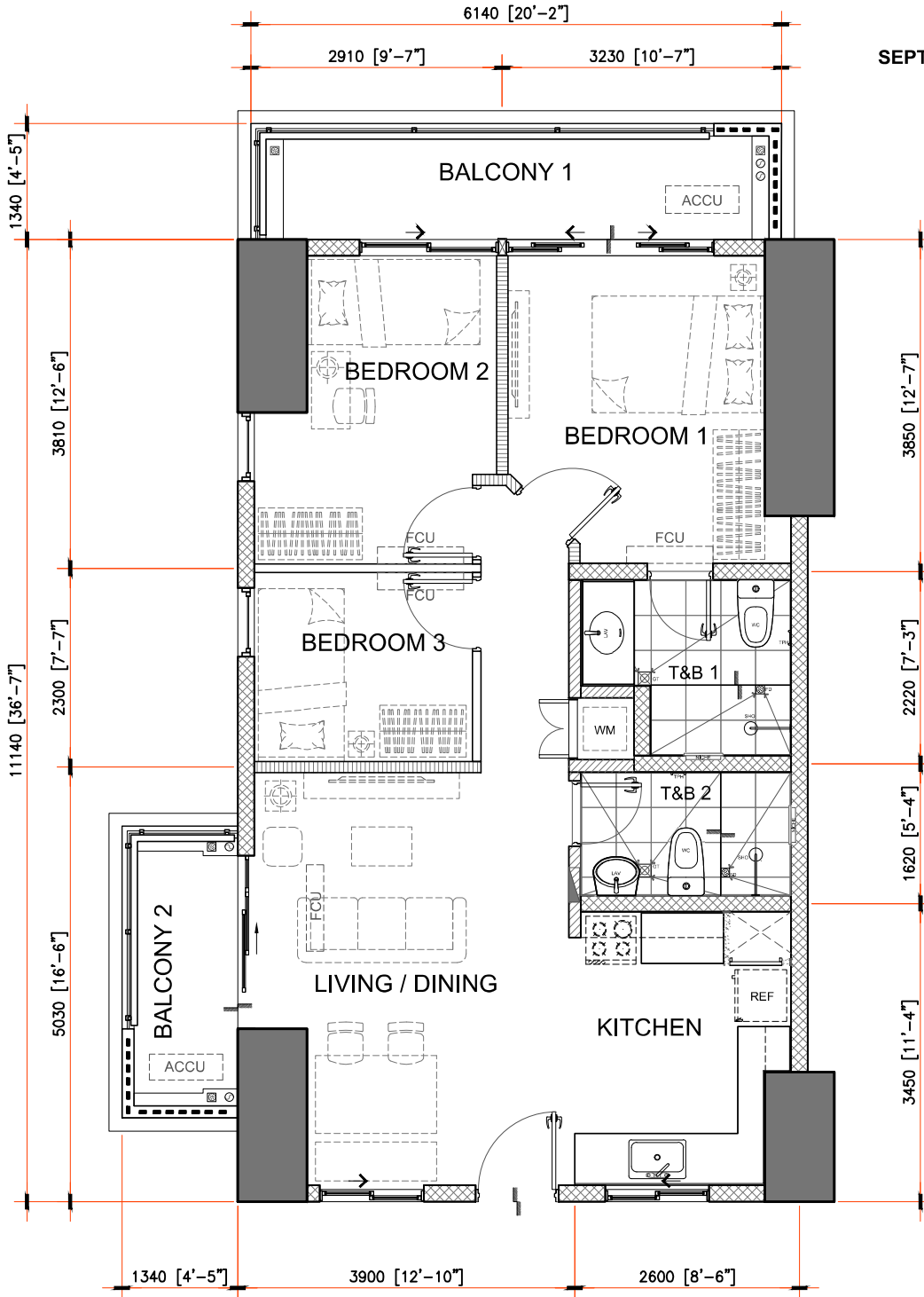


APPLICABLE TO:
KALEA HEIGHTS - BUILDING LEIA

FOR REFERENCE ONLY



SEPTEMBER 2024 - DE-24-09-002



72.00 sq.m. 3-BEDROOM TYPE A

END UNIT - 72.00 sq.m. / 775.00 sq.ft.

WITH BALCONIES - 8.00 sq.m. / 86.11 sq.ft.

& 4.50 sq.m. / 48.44 sq.ft.

GROSS FLOOR AREA - 84.50 sq.m. / 909.55 sq.ft.

SCALE:

1:80 mtrs.

NOTE:

- DIMENSIONS & AREAS MAY VARY BASED ON ACTUAL SITE CONDITION.
- FURNITURE & APPLIANCES ARE NOT INCLUDED.
- FLOOR PLANS DEPICTED IN THIS MATERIAL ARE FOR ILLUSTRATION PURPOSE ONLY
- ALL PLANS DETAIL AND SPECIFICATION CONTAINED HEREIN ARE SUBJECT TO CHANGE WITHOUT PRIOR NOTICE AND DO NOT CONSTITUTE PART OF ANY OFFER OR CONTRACT.

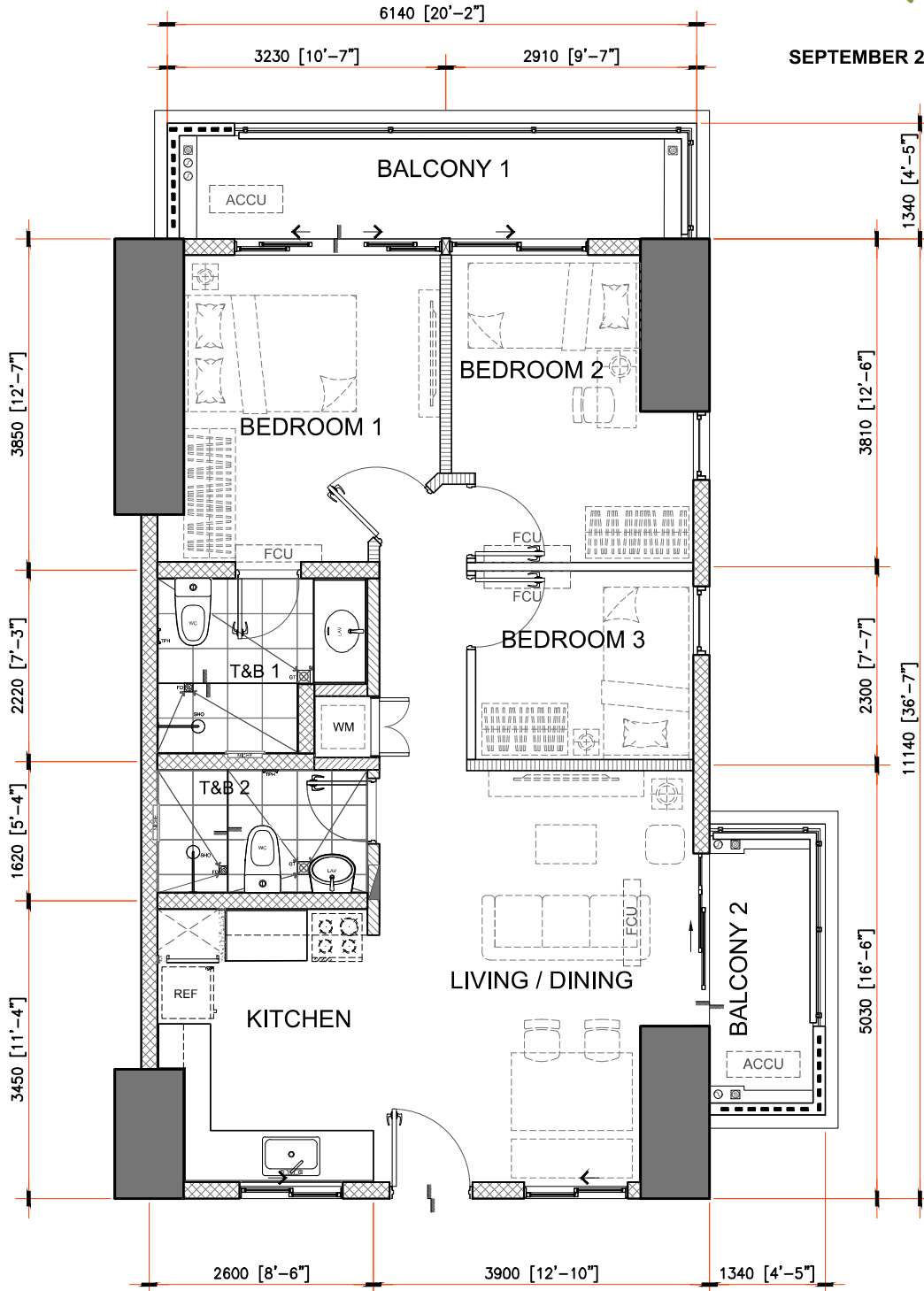
APPLICABLE TO:
KALEA HEIGHTS - BUILDING LEIA



FOR REFERENCE ONLY



SEPTEMBER 2024 - DE-24-09-002



72.00 sq.m. 3-BEDROOM TYPE A.1

END UNIT - 72.00 sq.m. / 775.00 sq.ft.

WITH BALCONIES - 8.00 sq.m. / 86.11 sq.ft.

& 4.50 sq.m. / 48.44 sq.ft.

GROSS FLOOR AREA - 84.50 sq.m. / 909.55 sq.ft.

SCALE: 1:80 mtrs.

NOTE:

- DIMENSIONS & AREAS MAY VARY BASED ON ACTUAL SITE CONDITION.
- FURNITURE & APPLIANCES ARE NOT INCLUDED.
- FLOOR PLANS DEPICTED IN THIS MATERIAL ARE FOR ILLUSTRATION PURPOSE ONLY
- ALL PLANS DETAIL AND SPECIFICATION CONTAINED HEREIN ARE SUBJECT TO CHANGE WITHOUT PRIOR NOTICE AND DO NOT CONSTITUTE PART OF ANY OFFER OR CONTRACT.

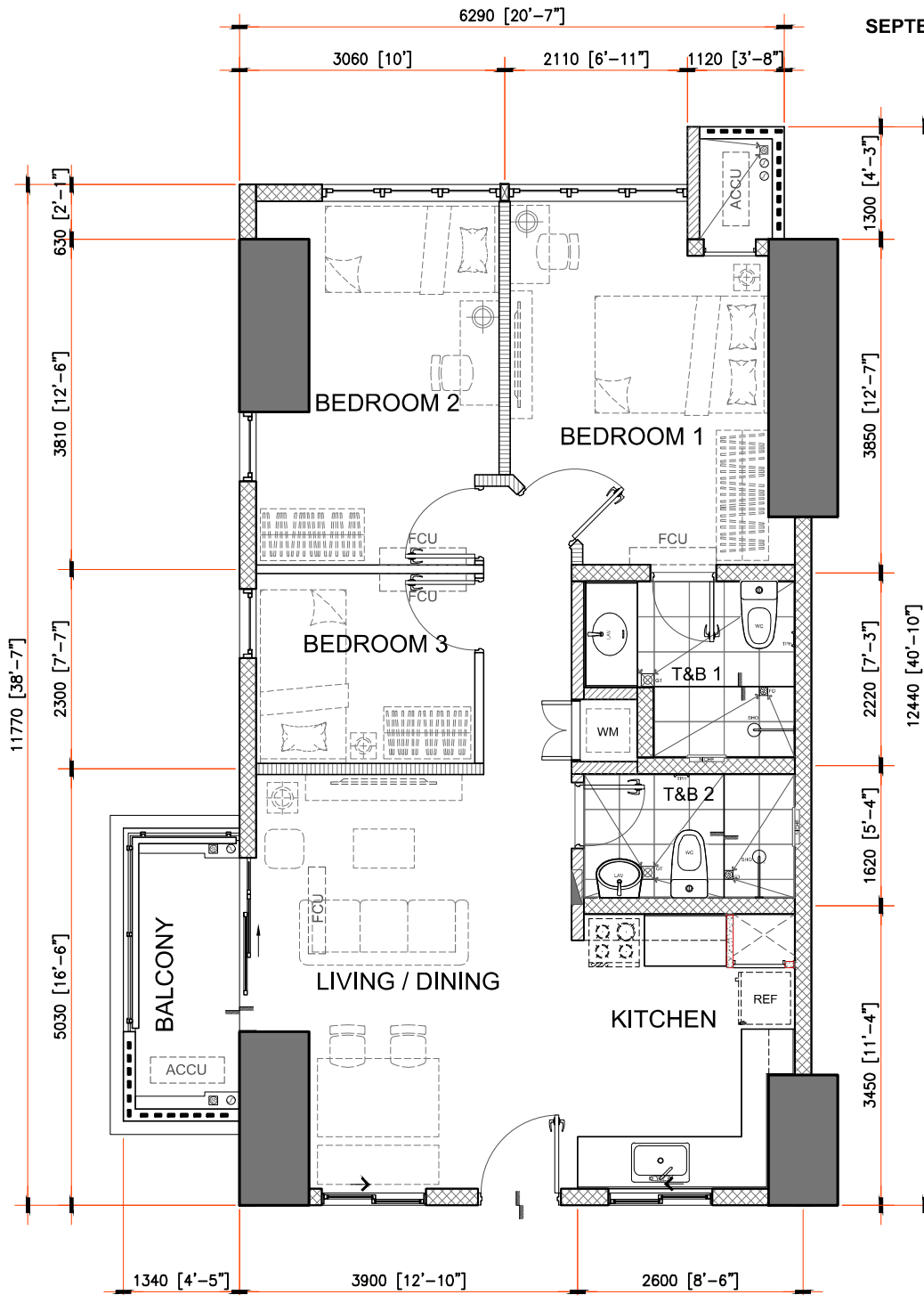
APPLICABLE TO:
KALEA HEIGHTS - BUILDING LEIA



FOR REFERENCE ONLY



SEPTEMBER 2024 - DE-24-09-002



77.00 sq.m. 3-BEDROOM TYPE B

INNER UNIT - 77.00 sq.m. / 828.82 sq.ft.

WITH BALCONY - 4.50 sq.m. / 48.44 sq.ft.

GROSS FLOOR AREA - 81.50 sq.m. / 877.26 sq.ft.

SCALE:

1:80 mtrs.

NOTE:

- DIMENSIONS & AREAS MAY VARY BASED ON ACTUAL SITE CONDITION.
- FURNITURE & APPLIANCES ARE NOT INCLUDED.
- FLOOR PLANS DEPICTED IN THIS MATERIAL ARE FOR ILLUSTRATION PURPOSE ONLY
- ALL PLANS DETAIL AND SPECIFICATION CONTAINED HEREIN ARE SUBJECT TO CHANGE WITHOUT PRIOR NOTICE AND DO NOT CONSTITUTE PART OF ANY OFFER OR CONTRACT.

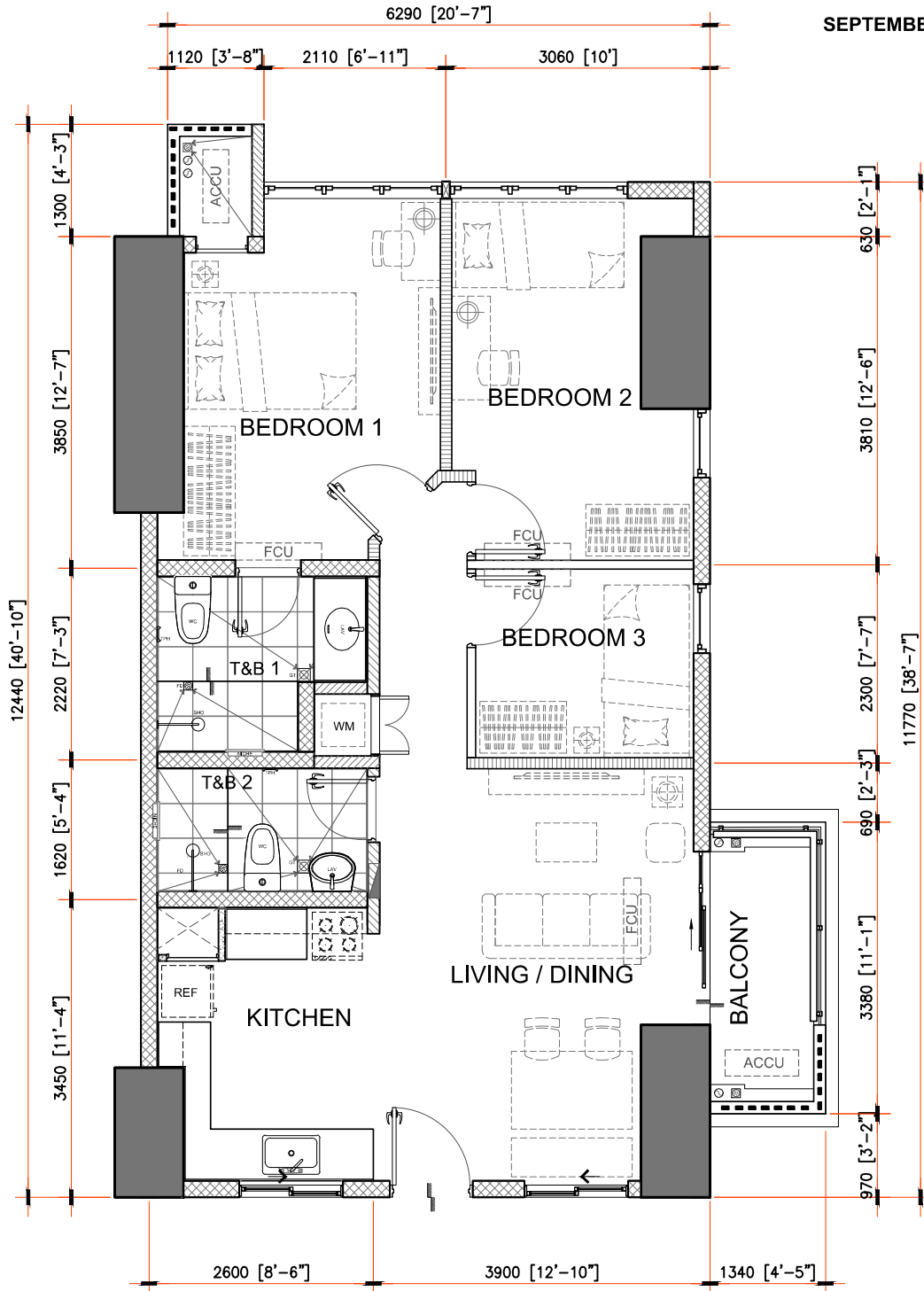


APPLICABLE TO:
KALEA HEIGHTS - BUILDING LEIA

FOR REFERENCE ONLY



SEPTEMBER 2024 - DE-24-09-002



77.00 sq.m. 3-BEDROOM TYPE B.1

INNER UNIT - 77.00 sq.m. / 828.82 sq.ft.

WITH BALCONY - 4.50 sq.m. / 48.44 sq.ft.

GROSS FLOOR AREA - 81.50 sq.m. / 877.26 sq.ft.

SCALE: 1:80 mtrs.

NOTE:

- DIMENSIONS & AREAS MAY VARY BASED ON ACTUAL SITE CONDITION.
- FURNITURE & APPLIANCES ARE NOT INCLUDED.
- FLOOR PLANS DEPICTED IN THIS MATERIAL ARE FOR ILLUSTRATION PURPOSE ONLY
- ALL PLANS DETAIL AND SPECIFICATION CONTAINED HEREIN ARE SUBJECT TO CHANGE WITHOUT PRIOR NOTICE AND DO NOT CONSTITUTE PART OF ANY OFFER OR CONTRACT.

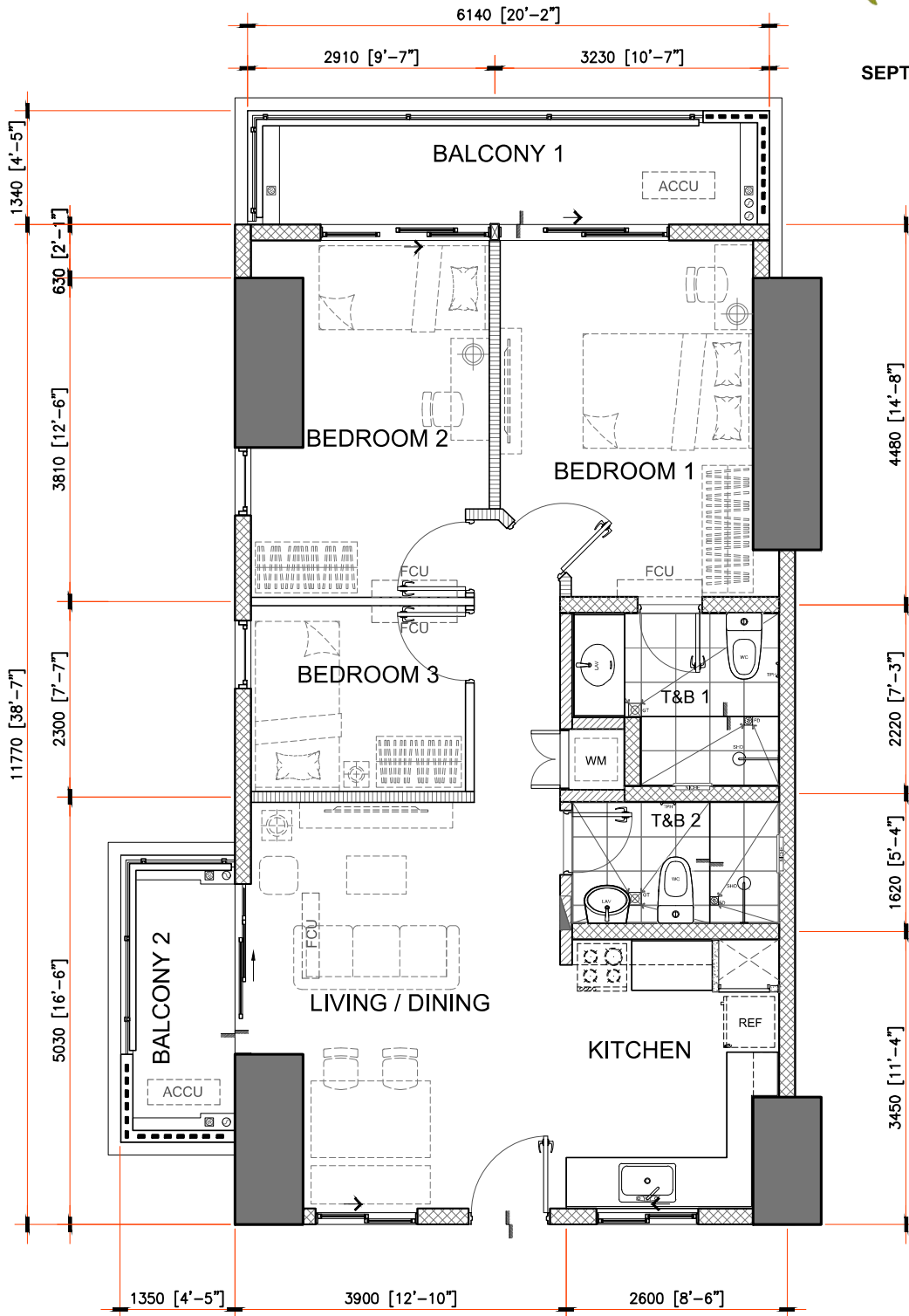


APPLICABLE TO:
KALEA HEIGHTS - BUILDING LEIA

FOR REFERENCE ONLY



SEPTEMBER 2024 - DE-24-09-002



76.00 sq.m. 3-BEDROOM TYPE C

END UNIT - 76.00 sq.m. / 818.06 sq.ft.

WITH BALCONIES - 8.00 sq.m. / 86.11 sq.ft.

& 4.50 sq.m. / 48.44 sq.ft.

GROSS FLOOR AREA - 88.50 sq.m. / 952.61 sq.ft.

SCALE: 1:80 mtrs.

NOTE:

- DIMENSIONS & AREAS MAY VARY BASED ON ACTUAL SITE CONDITION.
- FURNITURE & APPLIANCES ARE NOT INCLUDED.
- FLOOR PLANS DEPICTED IN THIS MATERIAL ARE FOR ILLUSTRATION PURPOSE ONLY
- ALL PLANS DETAIL AND SPECIFICATION CONTAINED HEREIN ARE SUBJECT TO CHANGE WITHOUT PRIOR NOTICE AND DO NOT CONSTITUTE PART OF ANY OFFER OR CONTRACT.

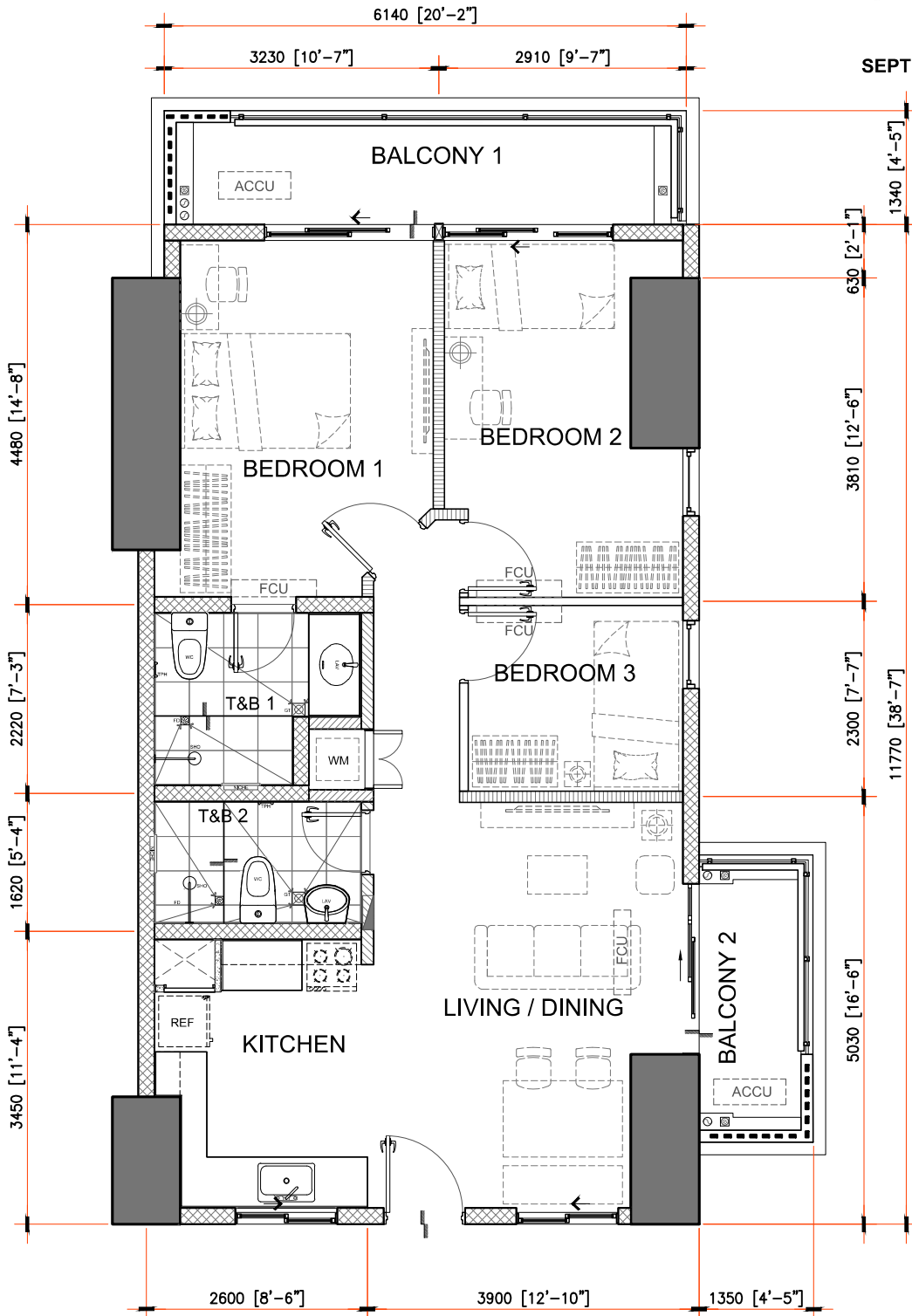
APPLICABLE TO:
KALEA HEIGHTS - BUILDING LEIA



FOR REFERENCE ONLY



SEPTEMBER 2024 - DE-24-09-002



76.00 sq.m. 3-BEDROOM TYPE C.1

END UNIT - 76.00 sq.m. / 818.06 sq.ft.

WITH BALCONIES - 8.00 sq.m. / 86.11 sq.ft.

& 4.50 sq.m. / 48.44 sq.ft.

GROSS FLOOR AREA - 88.50 sq.m. / 952.61 sq.ft.

SCALE: 1:80 mtrs.

NOTE:

- DIMENSIONS & AREAS MAY VARY BASED ON ACTUAL SITE CONDITION.
- FURNITURE & APPLIANCES ARE NOT INCLUDED.
- FLOOR PLANS DEPICTED IN THIS MATERIAL ARE FOR ILLUSTRATION PURPOSE ONLY
- ALL PLANS DETAIL AND SPECIFICATION CONTAINED HEREIN ARE SUBJECT TO CHANGE WITHOUT PRIOR NOTICE AND DO NOT CONSTITUTE PART OF ANY OFFER OR CONTRACT.

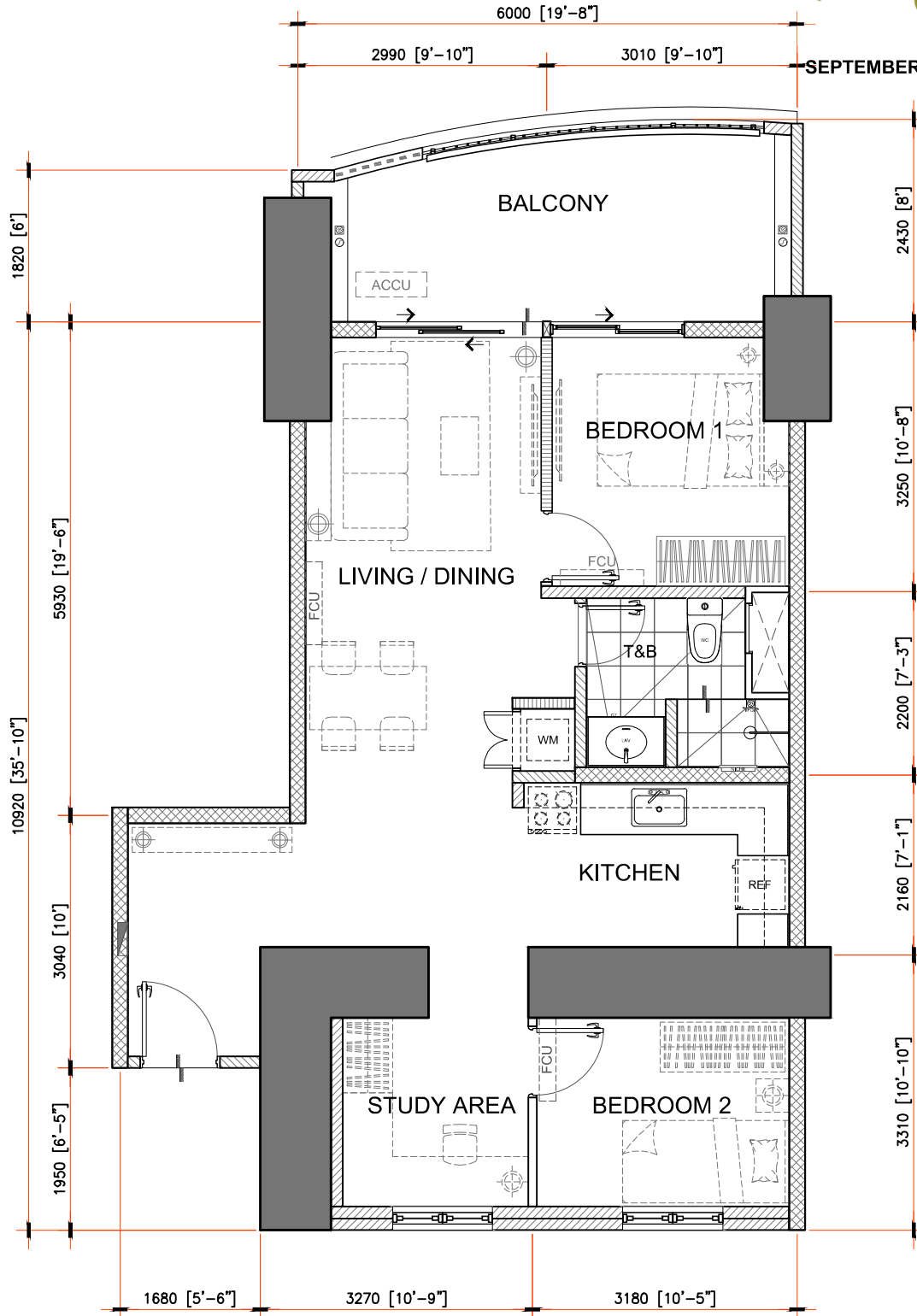
APPLICABLE TO:
 KALEA HEIGHTS - BUILDING LEIA



FOR REFERENCE ONLY



SEPTEMBER 2024 - DE-24-09-002



67.50 sq.m. 2-BEDROOM TYPE AA.1

INNER UNIT - 67.50 sq.m. / 726.56 sq.ft.

WITH BALCONY - 13.00 sq.m. / 139.93 sq.ft.

GROSS FLOOR AREA - 80.50 sq.m. / 866.49 sq.ft.

SCALE: 1:80 mtrs.

NOTE:

- DIMENSIONS & AREAS MAY VARY BASED ON ACTUAL SITE CONDITION.
- FURNITURE & APPLIANCES ARE NOT INCLUDED.
- FLOOR PLANS DEPICTED IN THIS MATERIAL ARE FOR ILLUSTRATION PURPOSE ONLY
- ALL PLANS DETAIL AND SPECIFICATION CONTAINED HEREIN ARE SUBJECT TO CHANGE WITHOUT PRIOR NOTICE AND DO NOT CONSTITUTE PART OF ANY OFFER OR CONTRACT.

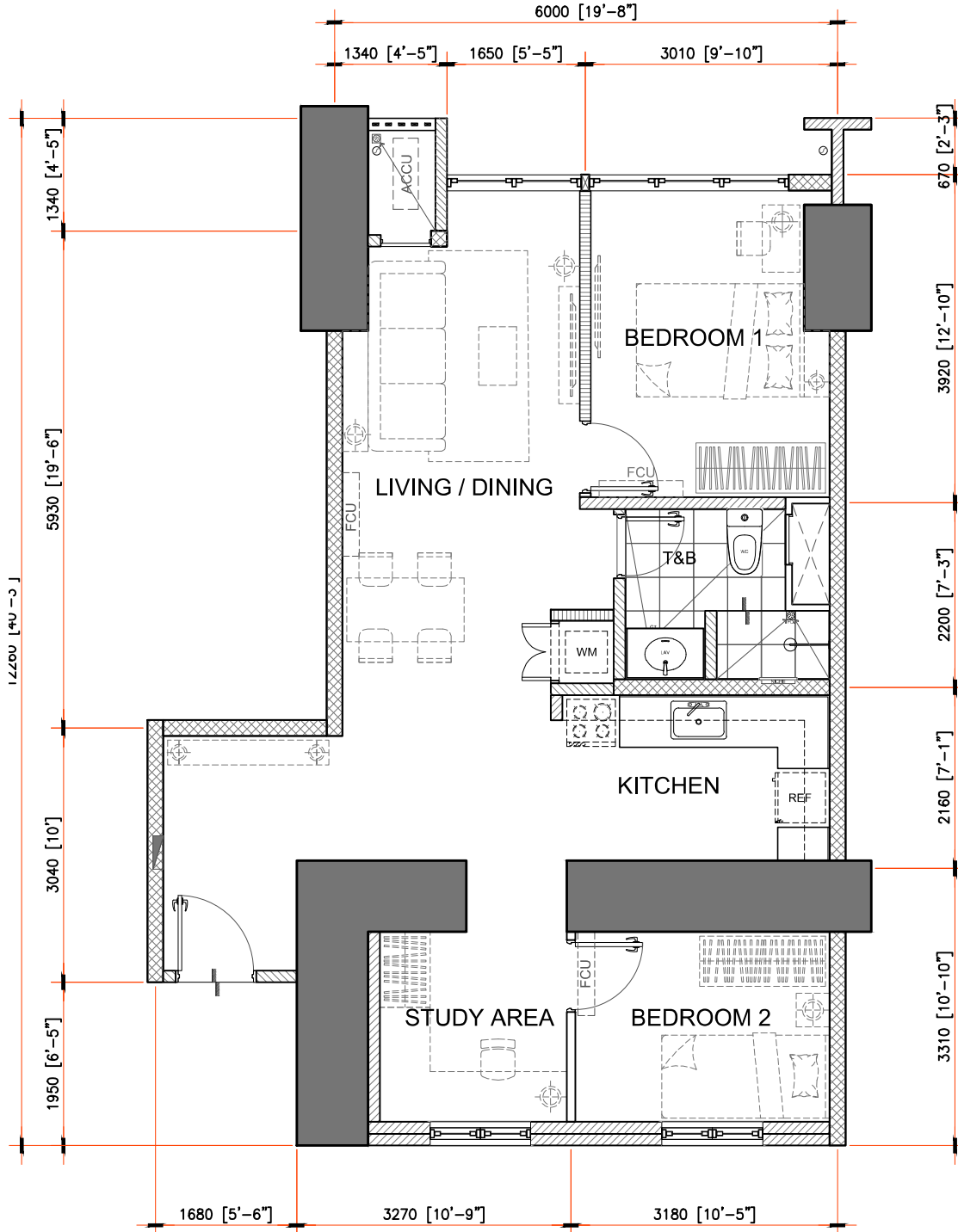


APPLICABLE TO:
KALEA HEIGHTS - BUILDING LEIA

FOR REFERENCE ONLY



SEPTEMBER 2024 - DE-24-09-002



APPLICABLE TO:
KALEA HEIGHTS - BUILDING LEIA

72.00 sq.m. 2-BEDROOM TYPE AC.1

INNER UNIT - 72.00 sq.m. / 775.00 sq.ft.

GROSS FLOOR AREA - 72.00 sq.m. / 775.00 sq.ft.

SCALE: 1:80 mtrs.

NOTE:

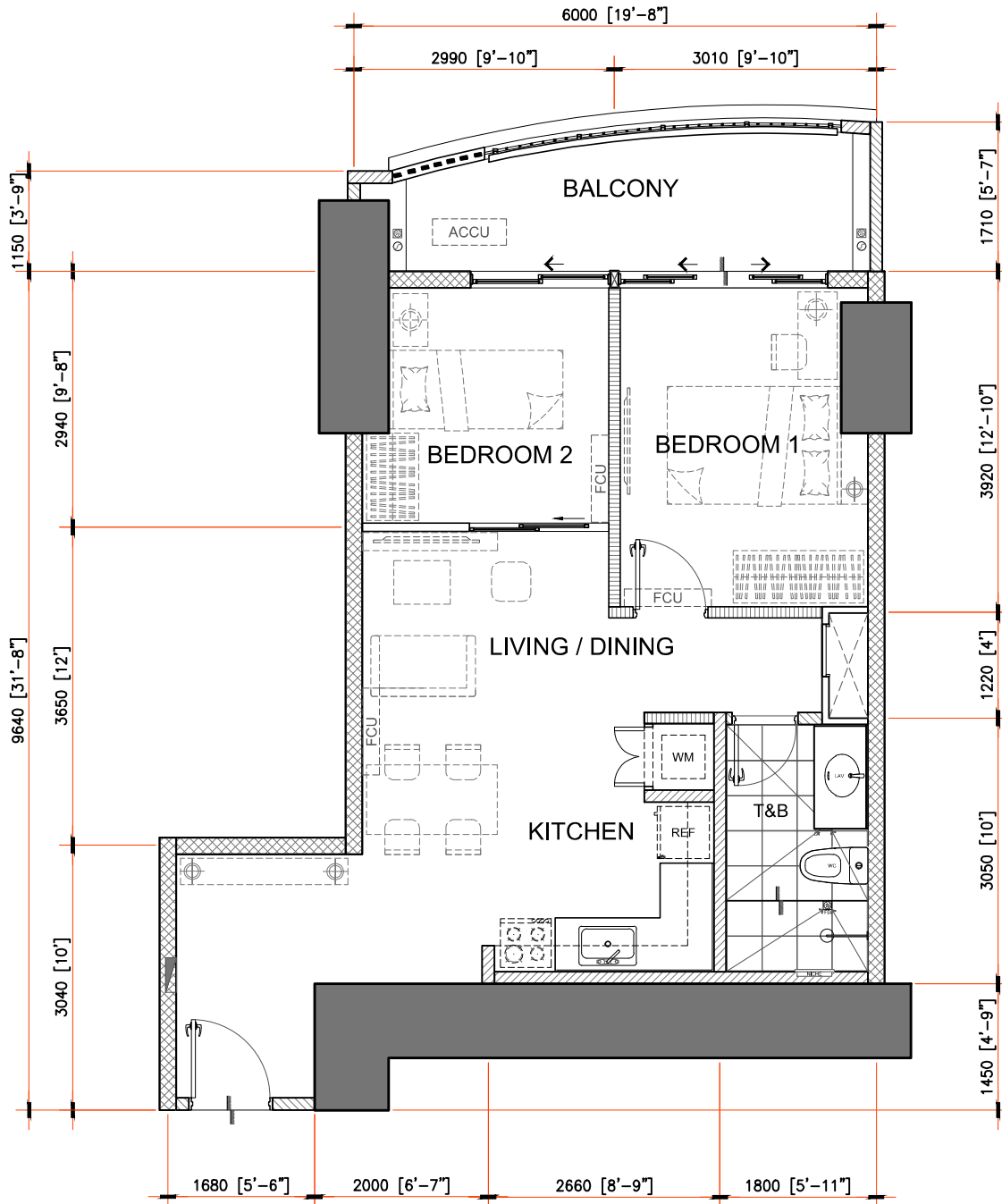
- DIMENSIONS & AREAS MAY VARY BASED ON ACTUAL SITE CONDITION.
- FURNITURE & APPLIANCES ARE NOT INCLUDED.
- FLOOR PLANS DEPICTED IN THIS MATERIAL ARE FOR ILLUSTRATION PURPOSE ONLY
- ALL PLANS DETAIL AND SPECIFICATION CONTAINED HEREIN ARE SUBJECT TO CHANGE WITHOUT PRIOR NOTICE AND DO NOT CONSTITUTE PART OF ANY OFFER OR CONTRACT.



FOR REFERENCE ONLY



SEPTEMBER 2024 - DE-24-09-002



54.50 sq.m. 2-BEDROOM TYPE AE.1

INNER UNIT - 54.50 sq.m. / 586.63 sq.ft.

WITH BALCONY - 9.00 sq.m. / 96.88 sq.ft.

GROSS FLOOR AREA - 63.50 sq.m. / 683.51 sq.ft.

SCALE: 1:80 mtrs.

NOTE:

- DIMENSIONS & AREAS MAY VARY BASED ON ACTUAL SITE CONDITION.
- FURNITURE & APPLIANCES ARE NOT INCLUDED.
- FLOOR PLANS DEPICTED IN THIS MATERIAL ARE FOR ILLUSTRATION PURPOSE ONLY
- ALL PLANS DETAIL AND SPECIFICATION CONTAINED HEREIN ARE SUBJECT TO CHANGE WITHOUT PRIOR NOTICE AND DO NOT CONSTITUTE PART OF ANY OFFER OR CONTRACT.

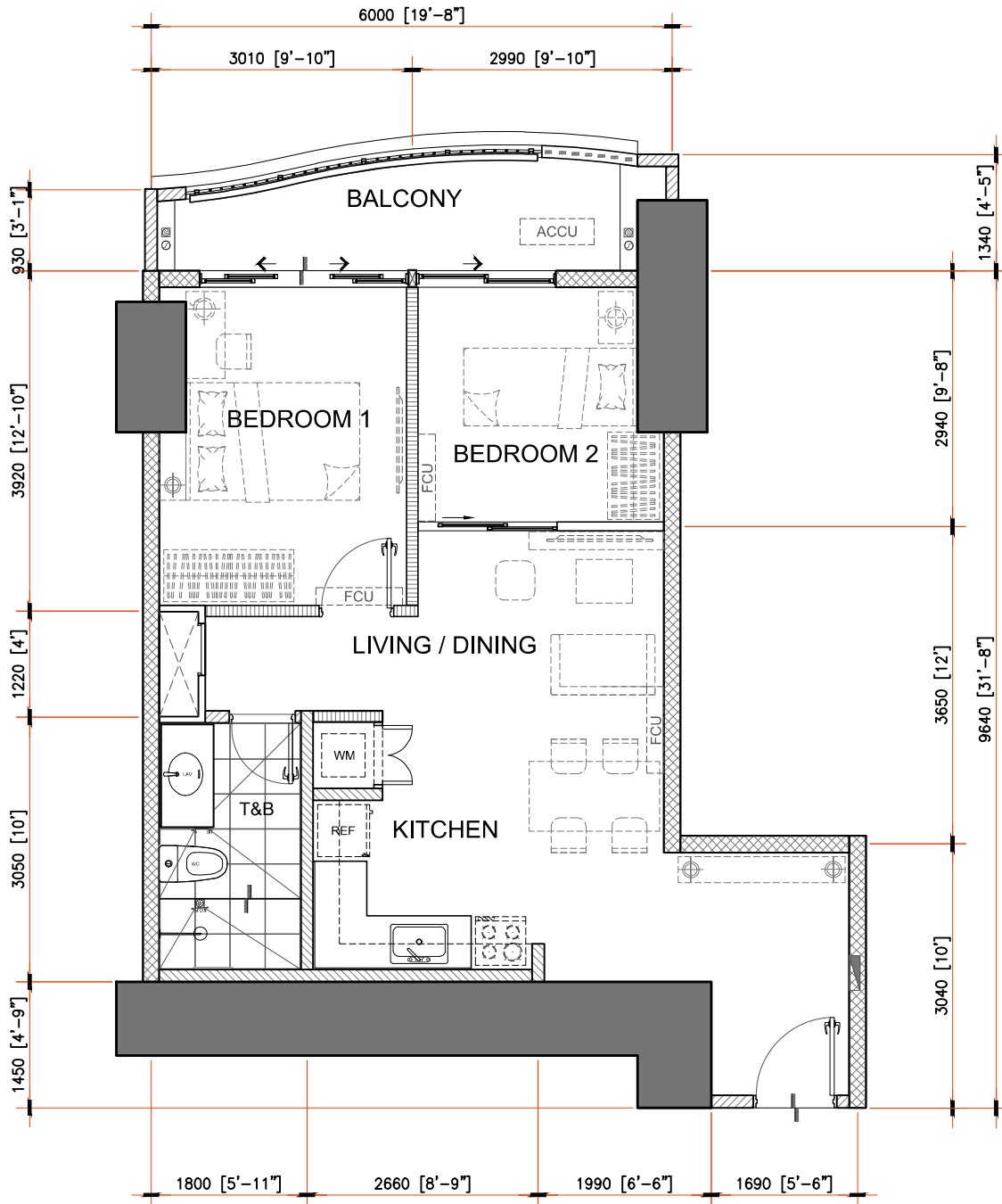
APPLICABLE TO:
KALEA HEIGHTS - BUILDING LEIA



FOR REFERENCE ONLY



SEPTEMBER 2024 - DE-24-09-002



54.50 sq.m. 2-BEDROOM TYPE AF

INNER UNIT - 54.50 sq.m. / 586.63 sq.ft.

WITH BALCONY - 7.50 sq.m. / 80.73 sq.ft.

GROSS FLOOR AREA - 62.00 sq.m. / 667.36 sq.ft.

SCALE:

1:80 mtrs.

NOTE:

- DIMENSIONS & AREAS MAY VARY BASED ON ACTUAL SITE CONDITION.
- FURNITURE & APPLIANCES ARE NOT INCLUDED.
- FLOOR PLANS DEPICTED IN THIS MATERIAL ARE FOR ILLUSTRATION PURPOSE ONLY
- ALL PLANS DETAIL AND SPECIFICATION CONTAINED HEREIN ARE SUBJECT TO CHANGE WITHOUT PRIOR NOTICE AND DO NOT CONSTITUTE PART OF ANY OFFER OR CONTRACT.

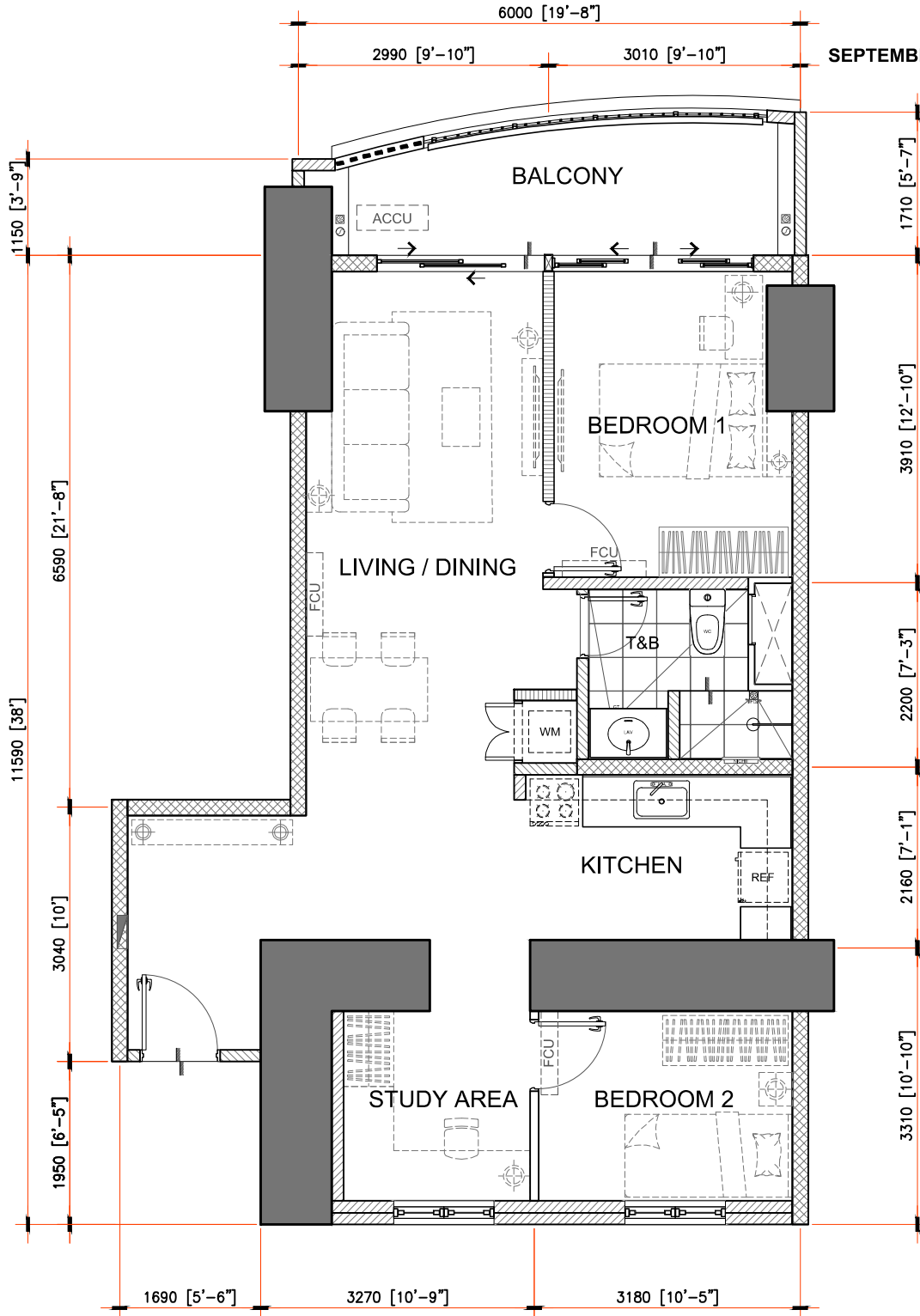
APPLICABLE TO:
 KALEA HEIGHTS - BUILDING LEIA



FOR REFERENCE ONLY



SEPTEMBER 2024 - DE-24-09-002



71.50 sq.m. 2-BEDROOM TYPE AH

INNER UNIT - 71.50 sq.m. / 769.62 sq.ft.

WITH BALCONY - 9.00 sq.m. / 96.88 sq.ft.

GROSS FLOOR AREA - 80.50 sq.m. / 866.49 sq.ft.

SCALE: 1:80 mtrs.

NOTE:

- DIMENSIONS & AREAS MAY VARY BASED ON ACTUAL SITE CONDITION.
- FURNITURE & APPLIANCES ARE NOT INCLUDED.
- FLOOR PLANS DEPICTED IN THIS MATERIAL ARE FOR ILLUSTRATION PURPOSE ONLY
- ALL PLANS DETAIL AND SPECIFICATION CONTAINED HEREIN ARE SUBJECT TO CHANGE WITHOUT PRIOR NOTICE AND DO NOT CONSTITUTE PART OF ANY OFFER OR CONTRACT.



APPLICABLE TO:
KALEA HEIGHTS - BUILDING LEIA