

BASEMENT 2 PARKING			
TYPE	DIMENSIONS	AREA	QTY.
A	2.50 x 5.00	12.50	12
B	2.60 x 5.00	13.00	26
C	3.00 x 5.00	15.00	60
D	3.20 x 5.00	16.00	0
E	3.60 x 5.00	18.00	18
F	3.80 x 5.00	19.00	0
G	4.20 x 5.00	21.00	0
H	4.70 x 5.00	23.50	12
I	2.70 x 6.00	16.00	3
NO. OF PARKING SLOTS			131
MOTORCYCLE PARKING SLOTS			
DIMENSIONS	AREA	QTY.	
1.30 X 2.50	3.00	20	

- LISTS OF TANDEM PARKING SLOTS:
- B2002 & B2003 (TYPE C)
  - B2004 & B2005 (TYPE C)
  - B2006 & B2007 (TYPE C)
  - B2008 & B2009 (TYPE C)
  - B2010 & B2011 (TYPE C)
  - B2012 & B2014 (TYPE C)
  - B2015 & B2016 (TYPE C)
  - B2017 & B2018 (TYPE H)
  - B2019 & B2020 (TYPE E)
  - B2021 & B2022 (TYPE E)
  - B2098 & B2099 (TYPE B)
  - B2100 & B2101 (TYPE E)
  - B2102 & B2103 (TYPE E)

**BASEMENT 2 PARKING PLAN**  
**THE VALERON TOWER**  
 DECEMBER 2023  
 PER MEMO REF. # DE-23-12-005

NOTED BY:	ELLA	<i>[Signature]</i>	12/18/23
	RIZA	<i>[Signature]</i>	Dec 18, 2023
	ANA	<i>[Signature]</i>	12/18

Disclaimer: Floor plans depicted in this material are for demonstration purposes only and should not be relied upon as final project plans. For announcement purposes only.

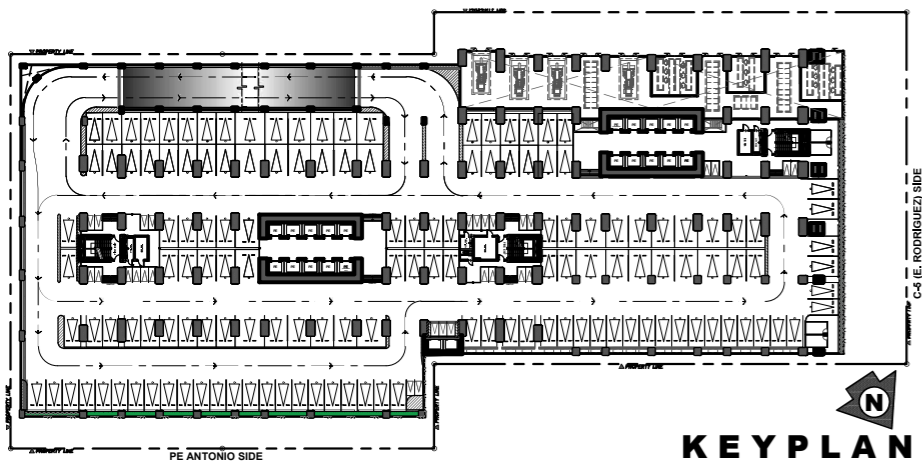


**AVAILABILITY PLAN**



FACING E. RODRIGUEZ AVENUE (C5)

FACING P.E. ANTONIO



**PODIUM 2 PARKING PLAN**  
**THE VALERON TOWER**  
 JANUARY 2024  
 PER MEMO REF. # DE-24-01-006

PODIUM 2 PARKING			
TYPE	DIMENSIONS	AREA	QTY.
A	2.50 x 5.00	12.50	13
B	2.60 x 5.00	13.00	44
C	3.00 x 5.00	15.00	51
D	3.20 x 5.00	16.00	4
E	3.60 x 5.00	18.00	20
F	3.80 x 5.00	19.00	2
G	4.20 x 5.00	21.00	2
H	4.70 x 5.00	23.50	8
I	2.70 x 6.00	16.00	0
NO. OF PARKING SLOTS		144	
MOTORCYCLE PARKING SLOTS		144	
DIMENSIONS		AREA	QTY.
1.30 X 2.50		3.00	29

- LISTS OF TANDEM PARKING SLOTS:**
- P2001 & P2002 (TYPE A)
  - P2003 & P2004 (TYPE C)
  - P2005 & P2006 (TYPE C)
  - P2007 & P2008 (TYPE C)
  - P2009 & P2010 (TYPE C)
  - P2011 & P2012 (TYPE C)
  - P2014 & P2015 (TYPE C)
  - P2016 & P2017 (TYPE C)
  - P2018 & P2019 (TYPE H)
  - P2020 & P2021 (TYPE E)
  - P2022 & P2023 (TYPE E)
  - P2024 & P2025 (TYPE E)
  - P2026 & P2027 (TYPE E)
  - P2028 & P2029 (TYPE G)
  - P2030 & P2031 (TYPE C)
  - P2032 & P2033 (TYPE C)
  - P2034 & P2035 (TYPE C)
  - P2036 & P2037 (TYPE C)
  - P2038 & P2039 (TYPE C)
  - P2040 & P2041 (TYPE A)

NOTED BY:

ELLA	<i>[Signature]</i>	1/8/24
RIZA	<i>[Signature]</i>	1/8/24
ANA	<i>[Signature]</i>	1/9



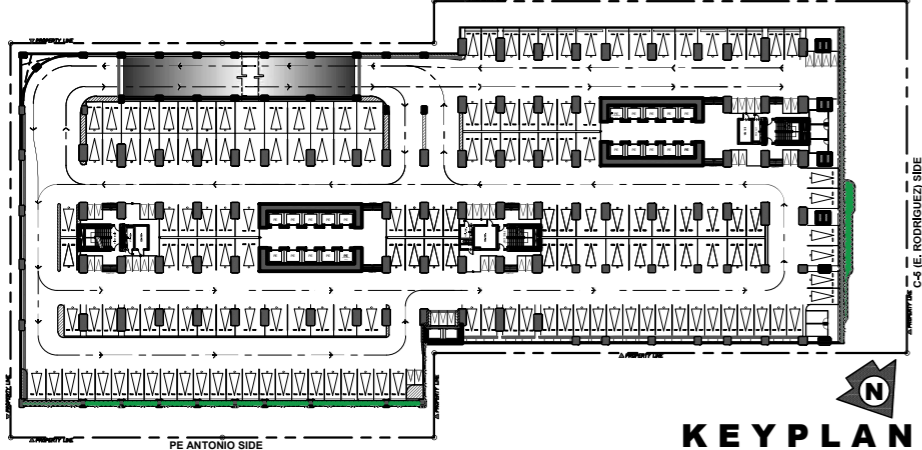
Disclaimer: Floor plans depicted in this material are for demonstration purposes only and should not be relied upon as final project plans. For announcement purposes only.

**AVAILABILITY PLAN**



FACING E. RODRIGUEZ AVENUE (C5)

FACING P.E. ANTONIO



**PODIUM 3 PARKING PLAN**  
**THE VALERON TOWER**  
 JANUARY 2024  
 PER MEMO REF. # DE-24-01-006

PODIUM 3 PARKING			
TYPE	DIMENSIONS	AREA	QTY.
A	2.50 x 5.00	12.50	17
B	2.60 x 5.00	13.00	44
C	3.00 x 5.00	15.00	57
D	3.20 x 5.00	16.00	4
E	3.60 x 5.00	18.00	24
F	3.80 x 5.00	19.00	4
G	4.20 x 5.00	21.00	2
H	4.70 x 5.00	23.50	10
I	2.70 x 6.00	16.00	0
NO. OF PARKING SLOTS		162	
MOTORCYCLE PARKING SLOTS			
DIMENSIONS	AREA	QTY.	
1.30 X 2.50	3.00	39	

- LISTS OF TANDEM PARKING SLOTS:
- P3001 & P3002 (TYPE A)
  - P3003 & P3004 (TYPE C)
  - P3005 & P3006 (TYPE C)
  - P3007 & P3008 (TYPE C)
  - P3009 & P3010 (TYPE C)
  - P3011 & P3012 (TYPE C)
  - P3014 & P3015 (TYPE C)
  - P3016 & P3017 (TYPE C)
  - P3018 & P3019 (TYPE H)
  - P3020 & P3021 (TYPE E)
  - P3022 & P3023 (TYPE E)
  - P3024 & P3025 (TYPE E)
  - P3026 & P3027 (TYPE E)
  - P3028 & P3029 (TYPE G)

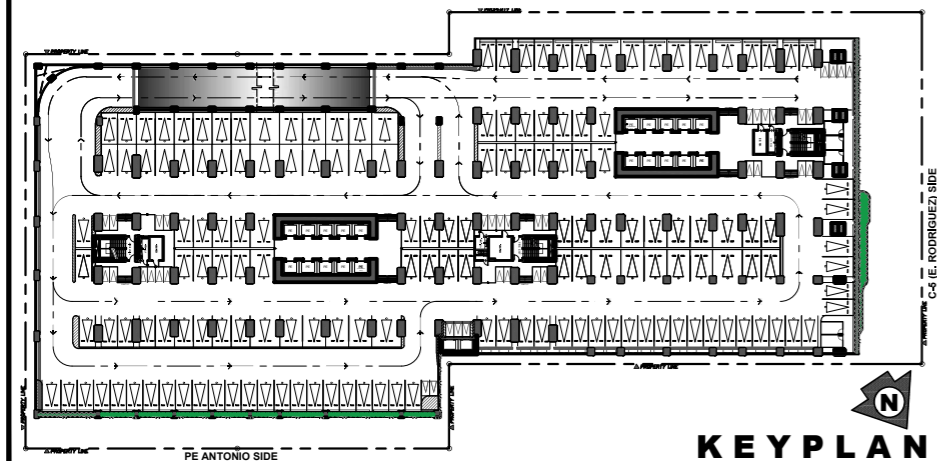
NOTED BY:

ELLA	<i>[Signature]</i>	1/8/24
RIZA	<i>[Signature]</i>	1/8/24
ANA	<i>[Signature]</i>	1/9



Disclaimer: Floor plans depicted in this material are for demonstration purposes only and should not be relied upon as final project plans. For announcement purposes only.

AVAILABILITY PLAN



**PODIUM 4 PARKING PLAN**  
**THE VALERON TOWER**  
 JANUARY 2024  
 PER MEMO REF. # DE-24-01-006

PODIUM 4 PARKING			
TYPE	DIMENSIONS	AREA	QTY.
A	2.50 x 5.00	12.50	17
B	2.60 x 5.00	13.00	44
C	3.00 x 5.00	15.00	57
D	3.20 x 5.00	16.00	4
E	3.60 x 5.00	18.00	24
F	3.80 x 5.00	19.00	4
G	4.20 x 5.00	21.00	2
H	4.70 x 5.00	23.50	10
I	2.70 x 6.00	16.00	0
NO. OF PARKING SLOTS		162	
MOTORCYCLE PARKING SLOTS			
DIMENSIONS	AREA	QTY.	
1.30 X 2.50	3.00	39	

- LISTS OF TANDEM PARKING SLOTS:**
- P4001 & P4002 (TYPE A)
  - P4003 & P4004 (TYPE C)
  - P4005 & P4006 (TYPE C)
  - P4007 & P4008 (TYPE C)
  - P4009 & P4010 (TYPE C)
  - P4011 & P4012 (TYPE C)
  - P4014 & P4015 (TYPE C)
  - P4016 & P4017 (TYPE C)
  - P4018 & P4019 (TYPE H)
  - P4020 & P4021 (TYPE E)
  - P4022 & P4023 (TYPE E)
  - P4024 & P4025 (TYPE E)
  - P4026 & P4027 (TYPE E)
  - P4028 & P4029 (TYPE G)



NOTED BY:

ELLA	<i>[Signature]</i>	1/8/24
RIZA	<i>[Signature]</i>	1/8/24
ANA	<i>[Signature]</i>	1/9

Disclaimer: Floor plans depicted in this material are for demonstration purposes only and should not be relied upon as final project plans. For announcement purposes only.



**AVAILABILITY PLAN**